



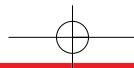
product profile**UC274 RANGE****Voltages**
120V - 690V**Outputs**
from 100 - 255 kVA**FEATURES:**

- Optional Permanent Magnet Generator (PMG) provides an isolated power supply to the excitation control system
- 2/3 pitch windings avoid excessive neutral currents
- Class 'H' insulation with severe environmental protection as standard
- Single or two bearing construction with dynamically balanced rotor and sealed-for-life bearings
- Easy access for installation and maintenance
- 12 wire reconnectable stator/terminal arrangement
- Built to conform with all leading industrial and marine standards

OPTIONS & ACCESSORIES:

- Temperature Indication RTD's
- Winding Protection Thermistors
- Anti Condensation Heaters
- Air Filters
- Quadrature Droop kit for Parallel Operation
- SX440 AVR with 1% Regulation and 2 Phase Sensing
- SX421 AVR with 3 Phase Sensing and improved Regulation 0.5%
- MX341 (PMG) 1% Regulation with 2 Phase Sensing
- MX321 (PMG) with 3 Phase Sensing and improved Regulation 0.5%

STAMFORD
power generation



product profile

UC274 RANGE

TYPICAL APPLICATIONS:
 Combined Heat & Power
 Parallel Operation
 Peak Shaving
 Base Load Prime
 Standby
 Rental
 Telecommunication
 Marine/Offshore

Standard Winding (311)

3 Phase Ratings for STAMFORD UC274 Generators

Rating/Ambient	50Hz (1500 rpm)									60Hz (1800 rpm)								
	Base 40°C			Peak 40°C			Peak 27°C			Base 40°C			Peak 40°C			Peak 27°C		
Application/Temp Rise	Continuous 125°C			Standby 150°C			Standby 163°C			Continuous 125°C			Standby 150°C			Standby 163°C		
Voltage	380	400	415	380	400	415	380	400	415	416	440	480	416	440	480	416	440	480
UCI 274C kVA	100	100	100	106	106	106	110	110	110	112.5	117.5	125	116.3	125	132.5	120	127.5	137.5
kW	80	80	80	84.8	84.8	84.8	88	88	88	90	94	100	93	100	106	96	102	110
UCI 274D kVA	114	120	114	121	127	121	125	130	125	131.3	137.5	146.3	137.5	145	155	142.5	150	158.8
kW	91.2	96	91.2	96.8	101.6	96.8	100	104	100	105	110	117	110	116	124	114	120	127
UCI 274E kVA	140	140	140	145	145	145	150	150	150	160	167.5	178.8	170	175	187.5	175	181.3	193.8
kW	112	112	112	116	116	116	120	120	120	128	134	143	136	140	150	140	145	155
UCI 274F kVA	160	160	160	170	170	170	175	175	175	181.3	190	206.3	187.5	200	212.5	192.5	206.3	218.8
kW	128	128	128	136	136	136	140	140	140	145	152	165	150	160	170	154	165	175
UCI 274G kVA	180	180	180	187	187	187	194	194	194	205	218.5	231.4	213	228.8	246.8	218.5	234	253.3
kW	144	144	144	149.6	149.6	149.6	155.2	155.2	155.2	164.5	174.8	185.1	170.4	183	197.4	174.8	187.2	206.6
UCI 274H kVA	200	200	200	212	212	212	220	220	220	237.5	245	255	250	258.8	275	256.3	265	280
kW	160	160	160	169.6	169.6	169.6	176	176	176	190	196	204	200	207	220	205	212	224

Due to our policy of continuous improvement, details in this leaflet which were correct at time of printing may now be due for amendment. Information included must therefore not be regarded as binding

PM_UC274 PP GB_1.02_02_GB

©Newage International 2002

