

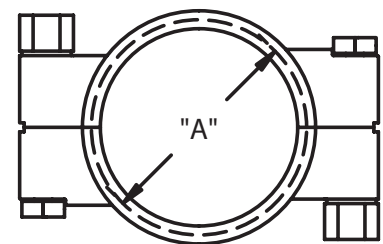
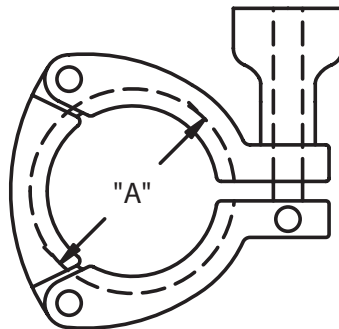
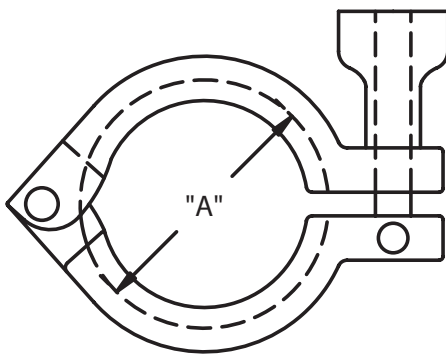
FIG. 151

SANITARY CLAMPS

- Size Range:** 1/2" through 6" tube.
- Material:** 304 Stainless.
- Finish:** 26 RA.
- Service:** Used in connection of sanitary tube & fittings.
- Ordering:** Specify figure number, name, clamp type number and tube size.



Smooth Style Wing Nut Provided Unless Otherwise Requested



STANDARD CLAMP SANITARY CLAMP TYPE 1	
Size Range: 1/2" to 6" TUBE O.D.	
SIZE (TUBE O.D.)	Ø A
1/2 - 3/4"	1.1"
1-1 1/2"	2.1"
2"	2.6"
2 1/2"	3.1"
3"	3.7"
4"	4.8"
6"	6.7"

3 SEGMENT CLAMP SANITARY CLAMP TYPE 2	
Size Range: 1 1/2" to 4" TUBE O.D.	
SIZE (TUBE O.D.)	ØA
1-1 1/2"	2.1"
2"	2.6"
2 1/2"	3.1"
3"	3.7"
4"	4.8"

HIGH PRESSURE CLAMP SANITARY CLAMP TYPE 3	
Size Range: 1 1/2" to 4" TUBE O.D.	
SIZE (TUBE O.D.)	ØA
1-1 1/2"	2.1"
2"	2.6"
2 1/2"	3.1"
3"	3.7"
4"	4.8"