

# Models: 22, 23, 24

- 22 Basket Type
- 23 Conical Type
- 24 Plate Type



## Basket, Conical and Plate Temporary Strainers Sizes: 1 1/2" - 24" (40 - 600mm)

### Typical Service

- Mueller Steam Specialty fabricated strainers are designed to remove foreign particles from pipelines.
- These provide effective and economical protection of pumps, valves, and similar more costly equipment, particularly during start up.
- Temporary strainers are not manufactured to be used instead of permanent strainers.
- Temporary strainers must be removed from pipeline after initial start up.

### Features

- Available with special lengths providing straining ratios of many times the pipe area
- Available to fit up to 2500 lb. flanges

### Construction

- Standard Class 150 and Class 300 units available
- Available in carbon steel, stainless steel and other materials

### Installation

- These units are installed between flanges.
- Ideal for applications where space restrictions are a factor

### Screens

- Standard material is 304SS.
- Specify other alloy material is required.
- Specify perforation and mesh size for proper particle retention.
- Consider maximum allowable pressure drop when specifying.

MODEL	SIZES	STANDARD (WATER)		STEAM, GAS, AIR	
		MATERIAL	OPENING	MATERIAL	OPENING
22, 23, 24	1/2" - 2"	304SS	.062 perf	304SS	.033 perf
22, 23, 24	2 1/2" - Up	304SS	.125 perf	mesh lined	

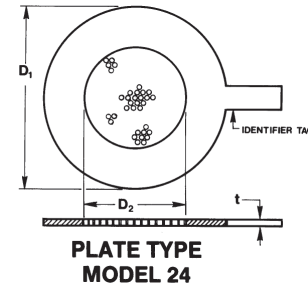
### Pressure Drop

Temporary strainer's pressure drop is normally lower than Y Strainer. Consult factory.

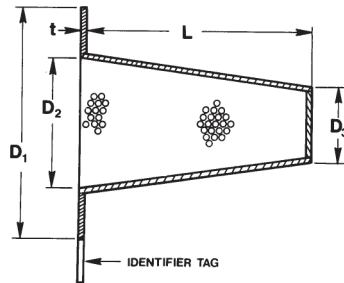
# Dimensions and Weights

## Models 24 (Plain Type)

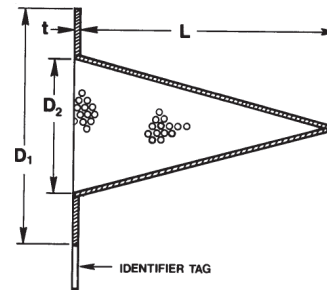
SIZE		DIMENSIONS							
		OD (D1)						ID (D2)	
		150 #		300 #		600 #			
in.	mm	in.	mm	in.	mm	in.	mm	in.	mm
1½	40	3¼	83	3⅝	92	3⅝	92	1¾	44
2	50	4	100	4¼	108	4¼	108	2¼	57
2½	65	4¾	121	5	125	5	125	2⅝	67
3	80	5¼	83	5¾	146	5¾	146	3¼	83
4	100	6¾	171	7	178	7½	191	4¼	108
6	150	8⅝	219	9¾	248	10⅜	364	6¼	159
8	200	10⅞	276	12	300	12½	318	8¼	210
10	250	13¼	337	14⅞	359	15⅝	397	10¼	260
12	300	16	400	16½	419	17⅞	454	12¼	311
14	350	17⅞	448	19	483	19¼	489	14	350
16	400	20⅞	511	21⅞	537	22⅞	562	16	400
18	450	21½	546	23⅜	594	24	600	18	450
20	500	23¾	603	25⅝	651	26¾	679	20	500
24	600	28⅞	714	30⅝	772	31	787	24	600



Basket Type Model 22



Conical Type Model 23



## Models 22 & 23 (Basket and Conical)

SIZE		DIMENSIONS										T All
		D1				D2				D3		
in.	mm	Class 150/300		Class 600		Class 150/300		Class 600		All		
		in.	mm	in.	mm	in.	mm	in.	mm	in.	mm	
1½	40	3¼	83	3⅝	92	1⅞	40	1⅜	35	1	25	14 GA.
2	50	4	102	4¼	108	2	51	1¾	44	1⅝	35	
2½	65	4¾	121	5	127	2⅞	62	2⅞	54	1⅞	41	
3	80	5¼	133	5¾	146	3	76	2¾	70	2	51	
4	100	6¾	171	7½	191	3⅝	100	3⅝	92	2¼	70	
6	150	8⅝	219	10⅜	263	6	152	5⅞	144	4	100	
8	200	10⅞	276	12½	318	7⅞	200	7⅞	192	5½	140	
10	250	13¼	337	15⅝	397	9⅞	252	9⅞	244	7	178	
12	300	16	406	17⅞	454	11⅞	302	11½	292	8½	216	
14	350	17⅞	448	19¼	489	13	330	—	—	10	250	
16	400	20⅞	511	22⅞	562	14⅞	378	—	—	11½	292	
18	450	21½	546	24	610	16¾	425	—	—	13	330	
20	500	23¾	592	26¾	679	18¾	476	—	—	14½	368	
24	600	28⅞	714	31	787	22½	572	—	—	17	432	

% Open area with perforated ⅛" Dia. Holes on 3/16" centers (Compared to cross section schedule 40 Pipe.)

## Dimensions and Weights

### Length Dimensions (L) for Temporary Basket Type

SIZE		DIMENSIONS							
Model # 22 - Basket									
		100%		150%		200%		300%	
in.	mm	in.	mm	in.	mm	in.	mm	in.	mm
1½	40	1¾	44	2¼	57	3	76	4½	114
2	50	2	50	2¾	70	3¾	95	5¾	146
2½	65	2¼	57	3¼	83	4½	114	6½	165
3	80	2½	64	3¾	95	5	127	7¾	197
4	100	3¼	83	5	127	6½	165	10	254
6	150	4½	114	6¾	171	9¼	235	14¼	362
8	200	5¾	146	8½	216	11½	292	17¾	451
10	250	7	178	10½	267	14¼	362	22	559
12	300	8	203	12¼	311	17	432	26	660
14	350	8¾	210	13	330	18	457	27½	699
16	400	9¼	235	14½	368	20¼	514	31	787
18	450	10½	267	16½	419	22½	572	35	889
20	500	11½	292	19	483	25½	648	39	991
24	600	13¾	349	22	559	30½	775	47	1194

### Length Dimensions (L) for Temporary Conical Type

SIZE		DIMENSIONS							
Model # 23 - Conical									
		100%		150%		200%		300%	
in.	mm	in.	mm	in.	mm	in.	mm	in.	mm
1½	40	3	76	4	100	5¾	146	8¼	210
2	50	3¾	95	5	120	7¼	184	10½	267
2½	65	4¼	108	5¾	146	8	203	11¾	298
3	80	5	127	6¾	171	9½	241	14	356
4	100	6	152	8½	216	11¾	298	17¼	438
6	150	8¾	222	12½	318	17½	445	26	660
8	200	11	279	16	406	22	559	32¾	832
10	250	13½	343	20	508	27	686	40½	1029
12	300	15¾	400	23½	597	32	813	48	1219
14	350	17¼	438	26	660	35	889	52½	1333
16	400	19½	495	29	737	40	1016	60	1524
18	450	21½	546	32½	826	44	1118	66½	1689
20	500	23½	597	36	914	48½	1232	73½	1867
24	600	28¼	718	43	1092	58½	1486	—	—

Larger sizes and higher pressure classes available.  
Consult Factory

Mueller Steam Specialty product specifications in U.S. customary units and metric are approximate and are provided for reference only. For precise measurements, please contact Mueller Steam Specialty Technical Service. Mueller Steam Specialty reserves the right to change or modify product design, construction, specifications, or materials without prior notice and without incurring any obligation to make such changes and modifications on Mueller Steam Specialty products previously or subsequently sold.



---

A Division of Watts Water Technologies, Inc.

USA: 1491 NC Hwy 20 West St. Pauls, NC 28384; [www.muellersteam.com](http://www.muellersteam.com)

Tel: 910-865-8241 Fax: 910-865-6220

Toll Free Phone 1-800-334-6259 Toll Free Fax: 1-800-421-6772