


Penn Machine

Class 6000 Threaded 45°

✕

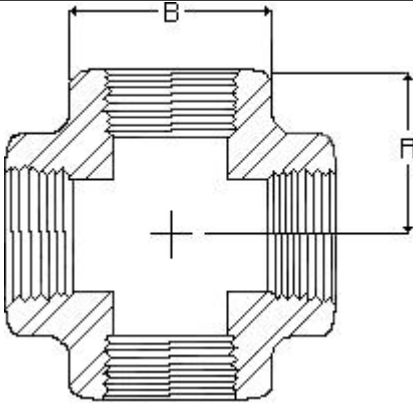



PENN CATALOG F2002 FIG NO. 06003
ASME-B16.11-2001

Nominal Pipe Size	1/8"	1/4"	3/8"	1/2"	3/4"	1"	1-1/4"	1-1/2"	2"	2-1/2"	3"	3-1/2"
Dimension A	3/4	7/8	1	1-1/8	1-5/16	1-3/8	1-11/16	1-25/32	2-1/16	2-1/2	3-1/8	3-1/8
Dimension B	1-1/16	1-5/16	1-1/2	1-13/16	2-13/16	2-1/2	3	3-5/16	4	4-3/4	5-7/8	5-7/8
Approx. Wt. (lbs)	.28	.57	.86	1.41	2.25	2.81	5.28	6.16	10.04	15.63	30.54	28.72

Penn Machine

Class 6000 Threaded Cross





PENN CATALOG F2002 FIG NO. 06004
ASME-B16.11-2001

[Click here for the reducing fitting correct ordering practice](#)

Nominal Pipe Size	1/8"	1/4"	3/8"	1/2"	3/4"	1"	1-1/4"	1-1/2"	2"	2-1/2"	3"
Dimension A	31/32	1-1/8	1-5/16	1-1/2	1-3/4	2	2-3/8	2-1/2	3-1/4	3-3/4	4-3/16
Dimension B	1-1/16	1-5/16	1-1/2	1-13/16	2-3/16	2-1/2	3	3-5/16	4	4-3/4	5-7/8
Approx.Wt.(lbs)	.54	1.14	1.71	2.67	4.38	5.92	10.15	11.65	21.71	36.85	54.83

[Fitting catalog](#) | [Product catalog](#) | [Request quote/information](#) | [Home](#)

Web site created by Penn Machine. Send questions or comments to [James Friant](#).