



Sweeps more, faster and longer.

World's Safest Three Wheel Sweeper
Allianz MX450



Allianz - The benchmark for sweeper quality

48
HOUR

USA AND CANADA
PARTS SHIPMENT

30
THOUSAND

PARTS IN STOCK
WORLDWIDE

200
STRONG

WORLDWIDE
CUSTOMER SERVICE
NETWORK

Allianz is the world's leading manufacturer of outdoor surface cleaning equipment. We are unique among sweeper manufacturers in that our comprehensive range of machines means we are able to offer the right product for your application—whatever you are trying to clean.

The Allianz MX450 is designed to deliver industry-leading sweeping technology:

- Ease of use
- Outstanding performance
- Reliability, durability
- The lowest possible cost of ownership



It's a new age in public administration. Cities all over the world are looking to increase efficiency and safety, reduce downtime, lower maintenance costs, improve working environments, and get more value. Operating street sweepers now demands totally new thinking. Allianz's MX450 street sweeper answers all the criteria, setting a new standard for performance, engineering and economy.

The MX450 is loaded with extras that don't cost extra. A stainless steel hopper with a lifetime warranty.

A rugged steel channel frame that keeps all sweeping components precisely aligned. Heavy duty suspension on all wheels for transporting the heaviest loads. Built tough to satisfy your toughest demands.

From its up-front operator position and front-wheel steering concept to its familiar automotive-type controls and trouble-free components, the MX450 delivers smart performance, total reliability and maximum efficiency—making it the ultimate three-wheeled sweeper for the real world.

RIGHT
Allianz
A cleaner
environment for
everyone



Superior visibility, handling and comfort

RIGHT
Panoramic view from
inside the cab



Front-wheel steering for outstanding agility

With front-wheel steering, the MX450 handles like a car, moving in and out around parked vehicles with easy agility. Unlike rear-wheel steering sweepers that have rolled-over onto their sides, the MX450 low center of gravity and front-wheel design provides greater stability.

Comfort and convenience to reduce fatigue

Inside the MX450, your operator is afforded every comfort and convenience to reduce fatigue and increase productivity:

- All-wheel suspension provides unmatched operator comfort while improving vehicle stability.
- Spacious cab and ergonomically designed wrap-around instrument panel create an operator comfort zone.

- Fingertip controls activate climate zone features such as heater, defroster and air conditioning.

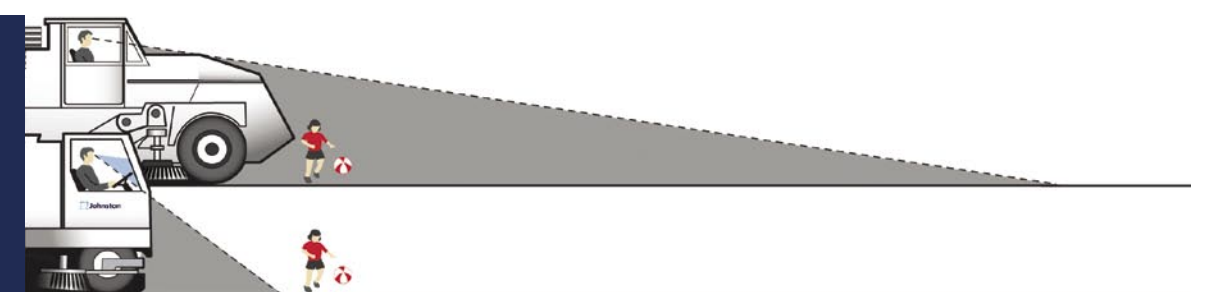
- Tilt and telescopic steering wheel, together with an air ride seat, provide ergonomic comfort.

- Plush interior is finished with sound absorbing upholstery and door trim so your operator can stay alert and avoid fatigue.

Exceptional visibility increases operator and pedestrian safety

The MX450 offers the best operating visibility of any three wheel street sweeper on the market. Front-and-center cab location provides an unobstructed view of the street, curb and gutter brooms at all times. Maximum visibility means increased sweeping efficiency, better operator effectiveness and faster, safer sweeping performance.

RIGHT
MX450 versus old style
three wheel visibility



The inside story

Feature for feature, the MX450 offers administrators, maintenance staff and operators outstanding performance, efficiency and value.



Outline Specification MX450

Engine: John Deere 4045F150, 115HP (86Kw) @ 2,500 RPM

Hopper Size:	5.6 cu yd	Gradeability:	21 Degrees	Water Capacity:	230 gal
Payload Capacity:	12,000 lbs	Sweeping Path:	125 in	Dirt Conveying Width:	58 in
Road Speed:	25 MPH	Turning Radius:	12.5 ft	Gutterbroom diameter:	47 in

Specifications

1 Only three wheel sweeper that offers all-wheel suspension. Chalmers rubber spring suspension system provides the safest and most comfortable ride of any three-wheel sweeper.



2 Vehicle frame features a continuously welded C channel, making it the most durable in the industry. Plus, it's backed by a lifetime warranty.

3 Centered dual tire guide wheel avoids curb line debris and incorporates automotive suspension to increase operator comfort in pothole conditions.

4 Vehicle is powder coated for a durable automotive finish that resists the extremes of a heavy-duty work environment.

5 230-gallon water tank is made of polyethylene and guaranteed against corrosion for life.




6 5.6 cubic yard hopper versus 3.5 cu. yd. for competitive machines, dramatically increases curb miles swept between dump cycles. Constructed entirely of stainless steel and covered by a lifetime warranty, ensuring the lowest cost of ownership and guaranteeing greater re-sale value.



7 Dirt conveying system is hydraulically opened from within the cab to ingest bulky debris such as branches and leaves. Three dedicated hydraulic pumps provide maximum sweeping power to the gutter broom, pick-up broom and dirt conveying system. Dirt conveyor features an overthrow system for quick debris transfer and maximum hopper loading capacity.



8 All key components are within easy reach for maintenance.



9 Low-maintenance drive system with twin wheel motor design reaches road speeds of 25 mph and handles steep grades up to 21°. No need to ride the brake to creep along for heavy sweeping- operator has smooth control at all speeds.

10 Diesel engine is a fuel-efficient 4-cylinder, turbocharged 115-horsepower John Deere-the largest in its class-that delivers outstanding performance and reliability.

ABOVE
John Deere 4045F150,
115HP (86Kw) @2,500 RPM



World-class performance

Largest hopper in the industry offers greater productivity

The MX450's hopper is 60% larger than the leading competitor. That means fewer dump cycles and more sweeping time. The hopper is also centered and positioned for balanced weight distribution to assure unmatched vehicle stability.

Rear-dump hopper is easier and safer

The extra large hopper on the MX450 can be discharged into roll-off containers or dump trucks with heights up to 9 ft. 6 in. Dumping the large 12,000 lb. payload is easily done and fully visible from within the cab for increased operator safety and efficiency.

Compact design for exceptional agility

The MX450's tight, 10-foot turning radius lets your operator maneuver easily on cul-de-sacs and in close quarters. Outstanding visibility and car-like handling make turning sharp corners or moving around parked cars totally effortless.

Superior sweeping system maximizes efficiencies

Broom and elevator speeds are controlled independently of the MX450's travel speed. In-cab fingertip control and adjustment of broom pressure and tilt angle compensates for street surfaces, debris loading and broom wear.

High-performance sweeping for unsurpassed pick-up

Only the MX450 offers a balanced sweeping system:

- Dirt conveying system is 58 inches wide and each aspect of the system has its own dedicated hydraulic pump.
- Full 125-inch sweeping path offers unsurpassed pick-up ability even when handling the heaviest of workloads.
- Performance matched equal-width pick-up broom and dirt conveying system delivers faster loading and sweeping speeds.
- In-cab adjustment of dirt conveyor aperture allows pick up of leaves and bulkier materials.

FIRST
Centered dual tire guide wheel avoids curb line debris

SECOND
In-cab control makes bulkier debris pick-up easier

THIRD
Tight, 12.5ft turning radius for superb agility



RIGHT
Compact design takes the MX450 anywhere

Low maintenance. High productivity.

Simply maintainable

The MX450 is designed to make routine maintenance easy, so your sweeper spends more time on the street and less time in the garage. Two swing-out centre body panels provide unrestricted access for elevator adjustment, maintenance and daily cleaning. The MX450 keeps your costs and downtime to an absolute minimum. We guarantee it.

Engineered to protect vital systems

A centralized, weatherproof systems locker fully protects electrical and hydraulic components from the elements while it allows your maintenance people easy accessibility for inspection and troubleshooting.

Built for easy access

The MX450's swing-out radiator and oil cooler, together with its raised hopper, provide easy "stand-up" access to the entire engine, transmission, hydraulic systems and lubrication points. Routine maintenance work can be completed quicker and more easily than ever before.



LEFT
Centralized electrical system panel

BELOW
Easy access engine checks



ALLIANZ'S COMMITMENT TO YOU

Our guarantee of service and performance continues long after the sale:

- Most comprehensive warranty in the industry
- Guaranteed 48-hours parts shipment
- State-of-art training facility

200 DEALERS ACROSS 82 COUNTRIES ARE READY TO SERVE YOU.

Our extensive network of authorized dealers are carefully selected, highly trained, and thoroughly committed to provide a level of customer service and support that is unmatched in the sweeper industry.

That's your assurance of maximum road time, low operating cost per mile, and a thoroughly satisfying, long-term relationship with your sweeper company.

Your local Allianz Dealer is:

Allianz Sweeper Company

4651 Schaefer Avenue, Chino,
CA 91710, USA

Toll-Free 1 800 862-3822

Tel.: 1 (909) 613-5600

Fax: 1 (909) 613-5736

E-Mail : info@allianzsweeper.com

Web : www.allianzsweeper.com



Specifications subject to change without notice.
Allianz® are registered trademarks of Allianz Sweeper Company.
Printed in Canada ©2005 Allianz Sweeper Company.
PLEASE NOTE: All line drawings herein are approximations for general comparisons only.
Please consult manufacturer for accurate dimensions/specifications.