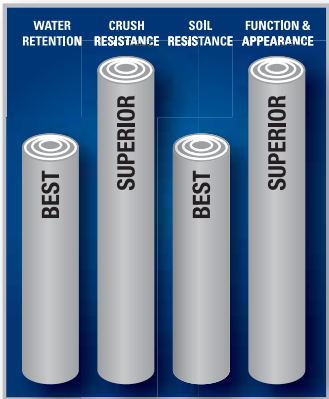




- **Sales Tip:** Color combinations are a fashionable blend of light and dark colors to camouflage debris.
- **Where to Specify:** Inside foyer area - Main entranceways, all heavy traffic areas.

- A combination of Prelude™ scraping and looped pile Decalon® drying yarns in a mini-checked pattern.
- **Can be used alternatively to the Intermission™ mat.**
- Vinyl borders are color-coordinated to match the yarn colors of each mat.
- This dual-fiber, mini-checked pattern effectively traps debris and moisture while retaining its contemporary appearance.



RESULTS from INDEPENDENT TEST LABS & PRESENTED as COMPARISONS to OTHER NoTRAX® ENTRANCE MATS

#145 PREFERENCE®

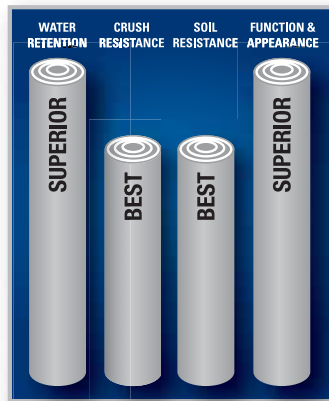
<b>Stock Sizes</b>	<b>2' x 3'</b>	<b>3' x 4'</b>	<b>3' x 5'</b>	<b>3' x 6'</b>	<b>3' x 10'</b>	<b>4' x 6'</b>	<b>4' x 8'</b>
<b>Weight (lbs.)</b>	5	11	12	15	26	21	27
<b>Full Roll &amp; Custom Lengths (Tolerance of -0 / +3" on Custom Lengths)</b>							
<b>Roll Sizes &amp; Custom Sizes</b>	<b>3' x 60'</b>	<b>4' x 60'</b>	<b>6' x 60'</b>	<b>3' Widths</b>	<b>4' Widths</b>	<b>6' Widths</b>	
<b>Weight (lbs.)</b>	156.6	208.8	313.2	.87/sq.ft.	.87/sq.ft.	.87/sq.ft.	

Shipping Location: Superior Manufacturing Group - Calhoun, GA 30701



- **Sales Tip:** Colors correspond with Boulevard (#139) to be used together as an upscale scrape & dry entrance matting system.
- **Where to Specify:** All large, upscale entrances: offices, hotels, professional buildings.

- The high-low looped pile design provides functionality for drying and retaining moisture and debris, while offering an upscale, elegant look.
- A dense 40 ounces of tufted Decalon® yarn per square yard for the ultimate in moisture absorption and crush resistance
- 3/8 inch overall thickness stands up to the heaviest traffic
- A heavyweight vinyl backing available in corresponding colors ensures minimum movement while enhancing the aesthetic appeal of the mat
- Recommended and approved product as a part of the GreenTRAX™ program for “Green Cleaning” environments.



RESULTS from INDEPENDENT TEST LABS & PRESENTED as COMPARISONS to OTHER NoTRAX® ENTRANCE MATS



#138 UPTOWN™							
<b>Stock Sizes</b>	<b>2' x 3'</b>	<b>3' x 4'</b>	<b>3' x 5'</b>	<b>3' x 6'</b>	<b>3' x 10'</b>	<b>4' x 6'</b>	<b>4' x 8'</b>
<b>Weight (lbs.)</b>	5	10	13	16	26	21	28
<b>Full Rolls &amp; Custom Lengths</b> (tolerance of -0/+3" on custom lengths)							
	<b>3' x 60'</b>	<b>4' x 60'</b>	<b>6' x 60'</b>	<b>3' widths</b>	<b>4' widths</b>	<b>6' widths</b>	
<b>Weight (lbs.)</b>	157	209	313	.87/sq.ft.	.87/sq.ft.	.87/sq.ft.	
Shipping Location: Superior Manufacturing Group - Calhoun, GA 30701							

Navy

Charcoal

Brown

Red / Black

Hunter Green

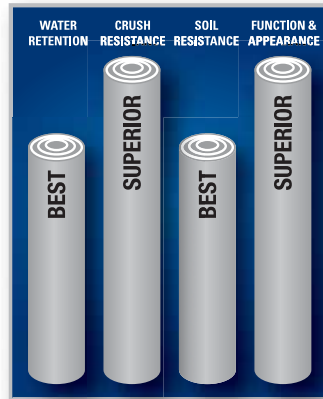
Burgundy





- **Sales Tip:** The wave pattern runs across the mat and against foot traffic ensuring that shoes come in contact with both drying and scraping yarns.
- **Where to Specify:** All large, upscale entrances with heavy traffic: offices, hotels, professional buildings.

- A unique high-low wave design of alternating Decalon® drying yarn and Decalon® yarn wrapped with tough mono-filament for ultra-aggressive scraping
- A dense 40 ounces of tufted yarn per square yard
- 3/8 inch overall thickness stands up to the heaviest traffic
- A heavyweight vinyl backing available in corresponding colors ensures minimum movement while enhancing the aesthetic appeal of the mat
- Recommended and approved product as a part of the GreenTRAX™ program for "Green Cleaning" environments.



RESULTS from INDEPENDENT TEST LABS & PRESENTED as COMPARISONS to OTHER NoTRAX® ENTRANCE MATS

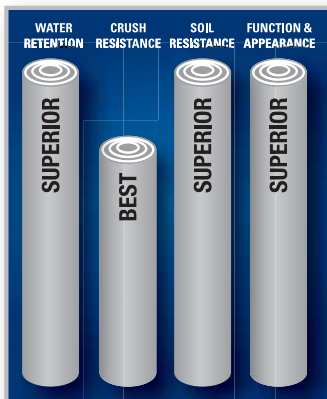


<b>#139 BOULEVARD™</b>							
<b>Stock Sizes</b>	<b>2' x 3'</b>	<b>3' x 4'</b>	<b>3' x 5'</b>	<b>3' x 6'</b>	<b>3' x 10'</b>	<b>4' x 6'</b>	<b>4' x 8'</b>
<b>Weight (lbs.)</b>	6	11	14	17	28	22	30
<b>Full Rolls &amp; Custom Lengths</b> (tolerance of -0/+3" on custom lengths)							
	<b>3' x 60'</b>	<b>4' x 60'</b>	<b>6' x 60'</b>	<b>3' widths</b>	<b>4' widths</b>	<b>6' widths</b>	
<b>Weight (lbs.)</b>	157	209	313	.93/sq.ft.	.93/sq.ft.	.93/sq.ft.	
Shipping Location: Superior Manufacturing Group - Calhoun, GA 30701							




- **Sales Tip:** Recommended in upscale environments as the carpet-to-the-edge conceals obtrusive rubber borders.
- **Where to Specify:** Indoor - Main entranceways; any and all heavy traffic areas.

- Molded bubble pattern facilitates scraping and drying, retaining moisture and debris within its patented / invisible Aqua Dam™ border.
- Extremely durable, yet highly fashionable look featuring carpet-to-the-edge to blend with its surroundings.
- **Anti-Microbial** carpet treatment to stop bacteria and germs at the entrance
- 26 ounces of tufted yarn per square yard for increased moisture retention
- 3/8 inch overall thickness.
- Rubber underside features a cleat design which resists mat slippage.
- Available in continuous lengths up to 60 feet
- Recommended and approved product as a part of the GreenTRAX™ program for "Green Cleaning" environments.



RESULTS from INDEPENDENT TEST LABS & PRESENTED as COMPARISONS to OTHER NoTRAX® ENTRANCE MATS



#150 AQUA TRAP®

\*Custom Lengths (Tolerance of -0 / +3")  
\* Must be greater than 5'

Stock Sizes	2' x 3'	3' x 4'	3' x 5'	3' x 10'	4' x 6'	4' x 10'	3' Widths	4' Widths
Weight (lbs.)	7	14	17	35	26	47	1.1/sq.ft.	1.1/sq.ft.

Shipping Location: Superior Manufacturing Group - Chicago, IL 60638

Burgundy

Brown

Slate Blue

Gray

Hunter Green

Charcoal

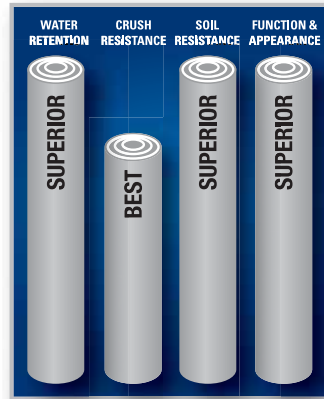
Red / Black





- **Sales Tip:** Recommended in upscale environments as the carpet-to-the-edge conceals obtrusive rubber borders. Barrier Rib should be placed so that traffic passes across ridges for maximum benefit.
- **Where to Specify:** Indoor - Main entranceways; any and all heavy traffic areas.

- Molded dual-ridge cross-rib pattern (A NoTRAX® exclusive) facilitates scraping and drying, retaining moisture and debris within its patented / invisible Aqua Dam™ border.
- Extremely durable, yet highly fashionable look featuring carpet-to-the-edge to blend with its surroundings.
- Anti-Microbial carpet treatment to stop bacteria and germs at the entrance
- 26 ounces of tufted yarn per square yard for increased moisture retention
- 3/8 inch overall thickness.
- Rubber underside features a cleat design which resists mat slippage.
- Available in continuous lengths up to 60 feet.
- Recommended and approved product as a part of the GreenTRAX™ program for "Green Cleaning" environments.



RESULTS from INDEPENDENT TEST LABS & PRESENTED as COMPARISONS to OTHER NoTRAX® ENTRANCE MATS

**#161 BARRIER RIB™**

**\* Custom Lengths (Tolerance of -0 / +3")**

\* Must be greater than 5'

Stock Sizes	2' x 3'	3' x 4'	3' x 5'	3' x 10'	4' x 6'	4' x 10'	3' Widths	4' Widths
Weight (lbs.)	7	14	17	35	26	47	1.1/sq.ft.	1.1/sq.ft.

Shipping Location: Superior Manufacturing Group - Chicago, IL 60638

Burgundy

Brown

Slate Blue

Gray

Hunter Green


Charcoal Black

Red / Black



- **Sales Tip:** This mat has more carpet per square yard than most look-alike competitive products.
- **Where to Specify:** Indoor – Entrances; Lobbies; all medium traffic areas

- Popular chevron carpet design is attractive and functional as it scrapes debris from shoes regardless of traffic flow.
- 24 ounces of needle-punched yarn per square yard.
- Overall thickness of 5/16 inch to perform in narrow clearance doorways.
- Vinyl backing helps reduce mat movement.



RESULTS from INDEPENDENT TEST LABS & PRESENTED as COMPARISONS to OTHER NoTRAX® ENTRANCE MATS



#105 CHEVRON

<b>Stock Sizes</b>	<b>2' x 3'</b>	<b>3' x 4'</b>	<b>3' x 5'</b>	<b>3' x 6'</b>	<b>3' x 10'</b>	<b>4' x 6'</b>	<b>4' x 8'</b>
<b>Weight (lbs.)</b>	6	11	13	15	24	19	27
<b>Full Roll &amp; Custom Lengths (Tolerance of -0 / +3" on Custom Lengths)</b>							
<b>Roll Sizes &amp; Custom Sizes</b>	<b>3' x 60'</b>	<b>4' x 60'</b>	<b>6' x 60'</b>	<b>3' Widths</b>	<b>4' Widths</b>	<b>6' Widths</b>	
<b>Weight (lbs.)</b>	150	200	300	.83/sq.ft.	.83/sq.ft.	.83/sq.ft.	

Shipping Location: Superior Manufacturing Group - Calhoun, GA 30701

Hunter Green

Brown

Charcoal

Burgundy

Slate Blue





- **Sales Tip:** Dante™ has 33% more carpet than many competitors' "best" Olefin mats.
- **Where to Specify:** Indoor – Entranceways, Lobbies, all medium traffic areas.

- A densely tufted cut-pile Decalon® construction that is a step above the look-alikes and provides much greater moisture retention.
- 24 ounces of tufted yarn per square yard.
- Overall thickness of 3/8 inch to perform in narrow clearance doorways.
- Vinyl backing helps reduce mat movement.



RESULTS from INDEPENDENT TEST LABS & PRESENTED as COMPARISONS to OTHER NoTRAX® ENTRANCE MATS

#131 DANTE™

<b>Stock Sizes</b>	<b>2' x 3'</b>	<b>3' x 4'</b>	<b>3' x 5'</b>	<b>3' x 6'</b>	<b>3' x 10'</b>	<b>4' x 6'</b>	<b>4' x 8'</b>
<b>Weight (lbs.)</b>	5	11	13	16	24	20	25
<b>Full Roll &amp; Custom Lengths (Tolerance of -0 / +3" on Custom Lengths)</b>							
<b>Roll Sizes &amp; Custom Sizes</b>	<b>3' x 60'</b>	<b>4' x 60'</b>	<b>6' x 60'</b>	<b>3' Widths</b>	<b>4' Widths</b>	<b>6' Widths</b>	
<b>Weight (lbs.)</b>	151	202	302	.84/sq.ft.	.84/sq.ft.	.84/sq.ft.	

Shipping Location: Superior Manufacturing Group - Calhoun, GA 30701



- **Sales Tip:** Heritage Rib® has 33% more carpet than many competitors' "best" Rib mats.
- **Where to Specify:** Indoor – Entranceways; Lobbies; all medium traffic areas.

- A heavier-weight double rib high / low design that performs the scraping function of the mat (Note: ribs run length of mat).
- 24 ounces of needle-punched yarn per square yard.
- Overall thickness of 3/8 inch to perform in narrow clearance doorways.
- Vinyl backing helps reduce mat movement.



RESULTS from INDEPENDENT TEST LABS & PRESENTED as COMPARISONS to OTHER NoTRAX® ENTRANCE MATS



<b>#117 HERITAGE RIB®</b>							
<b>Stock Sizes</b>	<b>2' x 3'</b>	<b>3' x 4'</b>	<b>3' x 5'</b>	<b>3' x 6'</b>	<b>3' x 10'</b>	<b>4' x 6'</b>	<b>4' x 8'</b>
<b>Weight (lbs.)</b>	6	11	13	15	25	20	26
<b>Full Roll &amp; Custom Lengths (Tolerance of -0 / +3" on Custom Lengths)</b>							
<b>Roll Sizes &amp; Custom Sizes</b>	<b>3' x 60'</b>	<b>4' x 60'</b>	<b>6' x 60'</b>	<b>3' Widths</b>	<b>4' Widths</b>	<b>6' Widths</b>	
<b>Weight (lbs.)</b>	155	205	310	.85/sq.ft.	.85/sq.ft.	.85/sq.ft.	
Shipping Location: Superior Manufacturing Group - Calhoun, GA 30701							

Red / Black

Charcoal

Brown

Gray

Hunter Green







- **Sales Tip:** A European look suitable for a more modern décor.
- **Where to Specify:** Indoor – Entranceways, Lobbies, all medium traffic areas.

- A very tightly nibbed loop that entraps debris and hides it for an always elegant appearance.
- 24 ounces of needle-punched yarn per square yard.
- Overall thickness of 1/4 inch to perform in narrow clearance doorways.
- Vinyl backing in corresponding colors helps reduce mat movement.
- Recommended and approved product as a part of the GreenTRAX™ program for "Green Cleaning" environments.



RESULTS from INDEPENDENT TEST LABS & PRESENTED as COMPARISONS to OTHER NoTRAX® ENTRANCE MATS

<b>#136 POLYNIB®</b>							
<b>Stock Sizes</b>	<b>2' x 3'</b>	<b>3' x 4'</b>	<b>3' x 5'</b>	<b>3' x 6'</b>	<b>3' x 10'</b>	<b>4' x 6'</b>	<b>4' x 8'</b>
<b>Weight (lbs.)</b>	5	10	12	13	24	20	26
<b>Full Roll &amp; Custom Lengths (Tolerance of -0 / +3" on Custom Lengths)</b>							
<b>Roll Sizes &amp; Custom Sizes</b>	<b>3' x 60'</b>	<b>4' x 60'</b>	<b>6' x 60'</b>	<b>3' Widths</b>	<b>4' Widths</b>	<b>6' Widths</b>	
<b>Weight (lbs.)</b>	144	192	288	.80/sq.ft.	.80/sq.ft.	.80/sq.ft.	
Shipping Location: Superior Manufacturing Group - Calhoun, GA 30701							



# GUZZLER™

ENTRANCE • "BEST"

- **Sales Tip:** Part of the AquaTRU™ family, Guzzler™ offers true size options for a better value
- **Where to Specify:** The non-directional pattern design is perfect for entranceways, lobbies, and other indoor medium to high traffic areas.

- Raised waffle pattern facilitates the scraping process while the channel design retains moisture and debris
- Raised rubber border on all 4 sides acts as a containment barrier that traps moisture and debris
- Molded rubber cleats on the underside of the mat grip underlying surfaces and minimize mat movement
- 26 ounces of tufted yarn per square yard for increased moisture retention, and easier cleaning
- 3/8" pile height to perform in narrow clearance doorways
- Recommended and approved product as a part of the GreenTRAX™ program for "Green Cleaning" environments.



# PORTRAIT™

- **Sales Tip:** Part of the AquaTRU™ family, Portrait™ offers true size options for a better value
- **Where to Specify:** The non-directional pattern design is perfect for entranceways, lobbies, and other indoor medium to high traffic areas.

- Raised parquet pattern facilitates the scraping process while the channel design retains moisture and debris
- Raised rubber border on all 4 sides acts as a containment barrier that traps moisture and debris
- Molded rubber cleats on the underside of the mat grip underlying surfaces and minimize mat movement
- 26 ounces of tufted yarn per square yard for increased moisture retention, and easier cleaning
- 3/8" pile height to perform in narrow clearance doorways
- Recommended and approved product as a part of the GreenTRAX™ program for "Green Cleaning" environments.



# OPUS™


- **Sales Tip:** Part of the AquaTRU™ family, Opus™ offers true size options for a better value
- **Where to Specify:** The pattern design is intended for areas where foot traffic is random and non-directional

- Raised diamond pattern facilitates the scraping process while the channel design retains moisture and debris
- Raised rubber border on all 4 sides acts as a containment barrier that traps moisture and debris
- Molded rubber cleats on the underside of the mat grip underlying surfaces and minimize mat movement
- 32 ounces of tufted yarn per square yard for increased moisture retention, and easier cleaning
- 3/8" pile height to perform in narrow clearance doorways
- Recommended and approved product as a part of the GreenTRAX™ program for "Green Cleaning" environments.





RESULTS from INDEPENDENT TEST LABS & PRESENTED as COMPARISONS to OTHER NoTRAX® ENTRANCE MATS



### #166 GUZZLER™

Stock Sizes	2' x 3'	3' x 4'	3' x 5'	3' x 10'	4' x 6'	4' x 10'
Actual Size	24" x 36"	36" x 48"	36" x 60"	36" x 120"	46" x 72"	46" x 120"
Weight (lbs.)	4	8	10	20	16	27

Shipping Location: Superior Manufacturing Group - Calhoun, GA 30701



RESULTS from INDEPENDENT TEST LABS & PRESENTED as COMPARISONS to OTHER NoTRAX® ENTRANCE MATS



### #167 PORTRAIT™

Stock Sizes	2' x 3'	3' x 4'	3' x 5'	3' x 10'	4' x 6'	4' x 10'
Actual Size	25" x 36"	36" x 47"	36" x 60"	36" x 120"	46" x 72"	46" x 120"
Weight (lbs.)	5	10	12	22	19	30

Shipping Location: Superior Manufacturing Group - Calhoun, GA 30701



RESULTS from INDEPENDENT TEST LABS & PRESENTED as COMPARISONS to OTHER NoTRAX® ENTRANCE MATS




### #168 OPUS™

Stock Sizes	2' x 3'	3' x 4'	3' x 5'	3' x 10'	4' x 6'	4' x 10'
Actual Size	24" x 36"	36" x 48"	36" x 60"	36" x 120"	46" x 72"	46" x 120"
Weight (lbs.)	6.4	12.8	16	32	29	48.3

Shipping Location: Superior Manufacturing Group - Calhoun, GA 30701

- **Sales Tip:** Sabre™ Decalon® is comparable to most competitors' "best" Olefin mat.
- **Where to Specify:** Indoor – Entrancesways, Lobbies, all light to medium traffic areas.

- 19 ounces of tufted cut-pile Decalon® per square yard for a step above the commodity entrance mat.
- Overall thickness of 5/16 inch to perform in narrow clearance doorways.
- Vinyl backing helps reduce mat movement.



RESULTS from INDEPENDENT TEST LABS & PRESENTED as COMPARISONS to OTHER NoTRAX® ENTRANCE MATS



<b>#130 SABRE™</b>							
<b>Stock Sizes</b>	<b>2' x 3'</b>	<b>3' x 4'</b>	<b>3' x 5'</b>	<b>3' x 6'</b>	<b>3' x 10'</b>	<b>4' x 6'</b>	<b>4' x 8'</b>
<b>Weight (lbs.)</b>	5	10	12	14	23	19	24
<b>Full Roll &amp; Custom Lengths (Tolerance of -0 / +3" on Custom Lengths)</b>							
<b>Roll Sizes &amp; Custom Sizes</b>	<b>3' x 60'</b>	<b>4' x 60'</b>	<b>6' x 60'</b>	<b>3' Widths</b>	<b>4' Widths</b>	<b>6' Widths</b>	
<b>Weight (lbs.)</b>	142	190	285	.79/sq.ft.	.79/sq.ft.	.79/sq.ft.	
Shipping Location: Superior Manufacturing Group - Calhoun, GA 30701							

Hunter Green

Red / Black

Burgundy

Slate Blue

Navy

Charcoal

Brown

