

# Protective Guard-Rail Systems ...

Reduce machinery downtime, inventory losses and work-related injuries with Lyon's Protective Guard Rail. Heavy duty columns and rails form protective barriers for in-plant work areas, office walls, doorways, building passages and driveways.

### Technical/Ergonomic Features

- Tough, 10-gauge high-tensile steel is formed into dual-ribbed corrugated rail design for added strength.
- For extra strength, 4" x 4" x 1/4" square tubing columns are welded to 10" x 10" x 5/8" steel base plates.
- Designed for floor mounting with 3/4" x 4" anchors.
- Designed under AISE specifications.
- All hardware included.

### Pre-Engineered Single Rail Sections


For basic systems, simply start with the appropriate Starter rail, then add Add-Ons as necessary. All rails are 12" high, with 18" high columns.



Cat. No.	Nominal Length*	Beam Length*	Type
40100	10'	9'8"	Starter
40110	10'	9'8"	Add-On
40120	6'	5'8"	Starter
40230	6'	5'8"	Add-On

\*NOTE: Lengths shown are center to center.

Finishing caps on columns minimize sharp edges



3/4" x 4" anchors (included)

Dual ribbed 10-gauge railing

4" x 4" x 1/4" square tubing columns for strength

10" x 10" x 5/8" base plate for stability


**COLOR INFORMATION, choose from the following**

These items only available in:

- Safety Yellow**  
Rails and Accessories  
Add Prefix **TY** to Cat. No.
- Blue**  
Column Posts  
Add Prefix **TB** to Cat. No.



## Guard Rail Components/Options



### Guard Rails

Use with columns to custom-build protective barriers for your operations. All lengths shown are 12" high.

- No. 40004** - 4' long nominal, 3'8" actual
- No. 40005** - 5' long nominal, 4'8" actual
- No. 40006** - 6' long nominal, 5'8" actual
- No. 40007** - 7' long nominal, 6'8" actual
- No. 40008** - 8' long nominal, 7'8" actual
- No. 40010** - 10' long nominal, 9'8" actual

### Column Posts

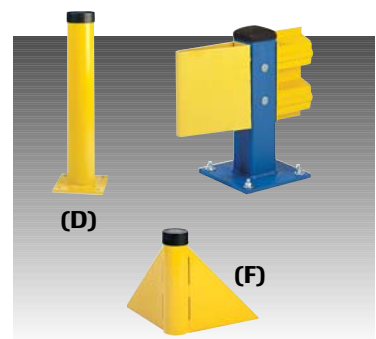
Use single columns for single rail applications, dual for two rails, and triple for full 42" high protection.

- (A) No. 40003** - Triple, 42" high
- (B) No. 40002** - Dual, 42" high
- (C) No. 40000** - Single, 18" high

### Bollards

Use to protect dock doorways and building passages. Also great to direct traffic flow. 42" high, 6 1/2" diam. x 1/4" thick.

- (D) No. 40026**



### Flared Ends

Deflects vehicular traffic impact. 10 ga. 10" high, 9 1/2" long.

- (E) No. 40024**

### Corner Guards

Add protection for office and wall corners. Full gussets to withstand impact. 4 1/2" diam. x 1/4" thick.

- (F) No. 40020** - 18" height