


- **Sales Tip:** Tiles can be easily reconfigured to adapt to changing environments.
- **Where to Specify:** Locker rooms, shower areas, spa areas, restaurant shelving, bar areas

- Light-weight, modular, drainage design allows for use as shelf liners in food prep and bar areas
- Raised diamonds on top surface facilitates drainage and aids traction.
- Beveled Ramps and Corners complete the installation and minimize trip hazards.
- Overall thickness is 9/16 inch.



RESULTS from INDEPENDENT TEST LABS & PRESENTED as COMPARISONS to OTHER MoTRAX® SPECIALTY MATS



Black

Green

Blue

Yellow




#523 MODULAR LOK-TYLE™			
Stock Sizes	12" x 12" Tile	2" x 12" Ramp	2" x 2" Corner
Weight (lbs.)	1	0.25	0.04
Shipping Location: Superior Manufacturing Group - Moselle, MS 39459			




- **Sales Tip:** A bit more aggressive top surface than #523, Safety Grid™ is still comfortable for bare feet.
- **Where to Specify:** Locker rooms, shower areas, pool areas.

- Duckboard design constructed of resilient vinyl ensures years of use.
- Creates an elevated platform keeping traffic away from moisture.
- **Top of rails features a saw-tooth design to minimize slippage.**
- Overall thickness is 1/2 inch.



RESULTS from INDEPENDENT TEST LABS & PRESENTED as COMPARISONS to OTHER NoTRAX® SPECIALTY MATS



#531 SAFETY GRID™			
Roll Sizes	2' x 40'	3' x 40'	4' x 40'
Weight (lbs.)	102	151	205
Custom Sizes	2' Widths	3' Widths	4' Widths
Weight (lbs.)	1.27/sq.ft.	1.27/sq.ft.	1.27/sq.ft.

Shipping Location: Superior Manufacturing Group - Moselle, MS 39459



#035

SKATE-SPIKE RESISTANT MATTING™



- **Sales Tip:** To minimize mat movement, be certain floor is free of dirt particles before laying mat.
- **Where to Specify:** Skating rinks, locker rooms, gymnasiums. Temporary or permanent placement over expensive carpet in heavy traffic areas.

- A durable vinyl linear ribbed top surface minimizes damage to floors from spikes /skates.
- Overall thickness is 1/4 inch.



#045

WEIGHT ROOM MATTING



- **Sales Tip:** The sheer weight of the mats (130 pounds for the 3/4") helps keep the mats in place.
- **Where to Specify:** Weight rooms, health clubs, gymnasiums.

- Indestructible rubber slab matting with textured top surface protects floors from weight lifting equipment.

- **Overall thickness:** Available in 1/2 inch or 3/4 inch

* Not intended for wall-to-wall applications.



#769

CLEAR TRAX™



- **Sales Tip:** Recommend for use only on looped pile carpeting
- **Where to Specify:** Temporary or permanent placement over expensive carpet in heavy traffic areas.

- Heavy duty clear PVC ribbed top runner protects carpeting from the debris of foot traffic.

- **Mini-spiked underside** clings to carpet to resist movement

- Overall thickness is 1/8 inch.



#035 SKATE-SPIKE MATTING™

Roll Sizes & Custom Sizes	3' x 75'	3' Widths
Weight (lbs.)	350	1.5/sq.ft.

Shipping Location: Superior Manufacturing Group - Moselle, MS 39459



#045 WEIGHT ROOM MATTING

Stock Sizes	4' x 6'	4' x 6'
Thickness	1/2"	3/4"
Weight (lbs.)	80	130

Shipping Location: Superior Manufacturing Group - Chicago, IL 60638



#769 CLEAR TRAX™

Roll Sizes	27" x 60'	36" x 60'	48" x 60'
Weight (lbs.)	55	86	110
Custom Sizes	27" Widths	36" Widths	48" Widths
Weight (lbs.)	.45/sq.ft.	.45/sq.ft.	.45/sq.ft.

Shipping Location: Superior Manufacturing Group - Moselle, MS 39459



SAFETY TRAX™

- **Sales Tip:** Be certain that primary surface area is completely dry and clean before applying the "peel & stick" backing or the optional Sealing Compound.
- **Where to Specify:** Inclines, ramped walkways.

- Slip resistant pads are affixed to surfaces to increase friction providing a safer pathway.
- Top surface is embedded with silicon carbide particles. As the particles wear, they chip into continuously aggressive finer particles that continue to provide function.
- Pressure adhesive backing allows for easy "peel and stick" installation.
- An optional edge sealing compound is recommended for applications exposed to water, grease or oil.



Black



#680 SAFETY TRAX™

Roll Sizes	1" x 60'	2" x 60'	3" x 60'	4" x 60'	6" x 60'	12" x 60'	24" x 60'
Weight (lbs.)	0.75	1.5	2	3	4	8	16

FULL CASE (50) ONLY

Custom Sizes & Full Cases	6" Width	12" Width	24" Width	5.5" x 5.5"	3/4" x 24"	6" x 24"
Weight (lbs.)	.15/sq.ft.	.15/sq.ft.	.15/sq.ft.	1.25	1.00	5.50

Edge Sealing Compound	5 oz. tube					
Safety Walk Primer*	Quart		*A Hazardous Material charge may be assessed by the freight carrier			

Shipping Location: Superior Manufacturing Group - Chicago, IL 60638



Knee RX Knee RX HD

#950
#951

SPECIALTY



- **Sales Tip:** Provides a comfortable work surface for those who are required to occasionally kneel while working. Eliminates the hassle and discomfort of wearing knee pads.
- **Where to Specify:** : Tool carts, Maintenance carts, Individual workstations

- Designed for comfort and durability in extreme kneeling applications
- For use on gravel, asphalt, concrete, dirty/oily surfaces, tile & wood flooring, metal grating, grass
- Nitrile/PVC foam blend for the highest degree of resistance to oils and greases
- Full 1" thick for the ultimate in comfort
- Durable laminated heavy-duty rubber bottom surface for additional comfort and long-lasting wear in rough environments (#951 Knee RX HD only)
- Self extinguishing, non-conductive, silicone free material
- Size: 12" x 22"
- Built-in handle easy to carry or hang up



Black

KNEE RX™

Quantity	1	4-pack
Weight (lbs.) #950	2	8
Weight (lbs.) #951 HD	3	12

Shipping Location: Superior Manufacturing Group - Chicago, IL 60638

