



Multi-Purpose Ramps

- Holes located on each side to attach multiple units
- MPR series can be mounted permanently



BRIDGE KIT

PLASTIC
series MPR-G

High impact ramps are perfect for a variety of work environments; postal routes, schools, hospitals, warehouses and delivery routes. These ramps make it simple to move loads onto a curb or over hoses and cables. The textured non-skid surface allows for sure footing on the incline and decline. The lightweight and completely portable unit handles hand trucks and other wheeled equipment with ease.

SOLID RUBBER
model MRR-2310

MODEL NUMBER	MATERIAL	WIDTH	LENGTH	HEIGHT	CAPACITY (POUNDS)	NET WT. (LBS.)
MPR-2310-G	PLASTIC	23½"	10½"	4"	5,000	5
MPR-2313-G	PLASTIC	23½"	13½"	5½"	5,000	9
MPR-2410	PLASTIC	24"	10½"	4"	5,000	18
MPR-10-KIT	OPTIONAL BRIDGE KIT FOR MPR-2310-G, MPR-2410 or MRR-2310					5
MPR-13-KIT	OPTIONAL BRIDGE KIT FOR MPR-2313-G					6
MRR-2310	RUBBER	23¼"	9¾"	3¾"	5,000	7

Hitch Lift

Heavy-duty 12 volt DC motorized hitch lift. Standard 2" receiver bar has multiple pin positions for different tailgate depths. Built-in adjustable limiting device to allow the matching up of the deck plate to the truck bed level or to ground level. 21 foot long cable set for battery connection. Two stage outrigger assemblies for added stability. Be sure to fold the deck plate up before driving away. Tie down straps should be used to secure load. Steel construction.

MODEL NUMBER	PLATFORM SIZE (W x L)	RAMP (W x L)	CAPACITY (POUNDS)	NET WEIGHT (POUNDS)
HL-55	28" x 25"	28" x 7"	550	136





Speed Bumps & Car Stops


Help control drivers in dangerous areas while protecting people and property. One person installation makes them attractive for traffic control. Can be removed for seal coating, snow removal, or change of location. Constructed of lightweight recycled plastic. Resists marring by oil, road salt, sunlight and chemicals. Unlike lumber, it does not leach out polluting chemicals. Resists rotting, termite damage and corrosion. No costly painting or maintenance. Consult factory for tolerances and mold shrinkage.

Safety yellow *Speed Bumps* feature dual 1" x 1" cable channels and includes hardware.

Car Stops are available in a variety of colors; safety yellow, blue (ideal for handicap spaces), gray or white. Hardware kits sold separately. Asphalt kit includes 3 spikes and butyl tape. The concrete hardware kit includes 3 bolts, anchors and washers.

SPEED BUMP
series SBCAR STOP
series CS

SPEED BUMPS				
MODEL NUMBER	OVERALL SIZE (W x H x L)	TYPE OF HARDWARE KIT INCLUDED	COLOR	NET WT. (LBS.)
SB-36	10" x 2" x 70"	CONCRETE	YELLOW	43
SBA-36	10" x 2" x 70"	ASPHALT	YELLOW	43
SB-108	10" x 3" x 106"	CONCRETE	YELLOW	62
SBA-108	10" x 3" x 106"	ASPHALT	YELLOW	62
SBA-72	10¼" x 2" x 72"	ASPHALT	YELLOW	45
SBS-1012	REFLECTIVE SPEED BUMP SIGN			1
CAR STOPS				
CS-33-G	5¾" x 3¼" x 72"	NONE, SEE BELOW	GRAY	40
CS-33-Y	5¾" x 3¼" x 72"	NONE, SEE BELOW	YELLOW	40
CS-33-B	5¾" x 3¼" x 72"	NONE, SEE BELOW	BLUE	40
CS-33-W	5¾" x 3¼" x 72"	NONE, SEE BELOW	WHITE	40
CS-33-BL	6" x 4" x 71"	ASPHALT	BLACK	35
CS-AK	ASPHALT HARDWARE KIT (3 SPIKES & BUTYL TAPE)			3
CS-33-KIT-3	CONCRETE HARDWARE KIT (3 BOLTS & ANCHORS)			4

REFLECTIVE SPEED BUMP SIGN
model SBS-1012ASPHALT KIT
model CS-AKCONCRETE KIT
model CS-33-KIT-3