




48 Hours  
to Ship

## Aluminum Wheel Chocks

Lightweight and easy to handle extruded aluminum chocks. Also available with a 36" high handle and/or sign.




TYPE	MODEL NUMBER	DESCRIPTION	DIMENSIONS* (W x H x D)	NET WT. (LBS.)
A	EALUM-7	CHOCK	7" x 8" x 10"	8
B	EALUM-7-HNDG	CHOCK WITH HAND GRIP	7" x 8" x 10"	8
C	EALUM-YEL	YELLOW CHOCK	7" x 8" x 10"	19
D	EALUM-7-H	CHOCK WITH HANDLE	7" x 8" x 10"	18
E	EALUM-7-HS	CHOCK W/HANDLE & SIGN	7" x 8" x 10"	19
F	CWS-13	ALUMINUM CHOCK W/FLAG	7" x 8" x 10½"	18

\*DIMENSIONS OF CHOCK ONLY - NOT INCLUDING HANDLE & SIGN

## Steel Wheel Chocks

48 Hours  
to Ship


- G) Textured treadplate to provide maximum traction.
- H) Open face radius allows chock to be used with any size tire. Includes chain.
- I) Formed chock utilizes a saw tooth bottom for traction.
- J) Features grip slot for easy pick up and positioning.
- K) Slope design contours to truck wheel.
- L) Rugged all welded construction. Works in mud, sand or concrete.



TYPE	MODEL NUMBER	DESCRIPTION	DIMENSIONS (W x H x D)	NET WT. (LBS.)
G	FAB-8	WELDED STEEL CHOCK	7½" x 8½" x 7½"	10
H	FAB-10	FABRICATED STEEL CHOCK	10½" x 10" x 7½"	12
I	FAB-11	FORMED STEEL CHOCK	8" x 9" x 10¾"	13
J	MS-15	MOLDED STEEL CHOCK	9" x 8½" x 8"	18
K	SSC-17	STEEL SLOPE CHOCK	8½" x 8" x 15"	20
L	SWC-22	STEEL WHEEL CHOCK	6" x 8½" x 17"	26

## Urethane Wheel Chocks

Bright orange for greater visibility. Incoming and outgoing drivers can easily see chock for added safety. Safety tread on chock face provides better grip and reduces slippage. Molded-in hole through width of chock for attaching security chain and hanger, sold separately.



48 Hours  
to Ship

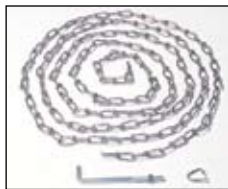
MODEL NUMBER	DESCRIPTION	DIMENSIONS (W x H x D)	NET WT. (LBS.)
URWC-2	MINI-URETHANE CHOCK	7" x 6" x 8"	2
URWC-15	URETHANE WHEEL CHOCK	8" x 8" x 11"	5
URWC-25	JUMBO URETHANE CHOCK	14½" x 14½" x 17"	30
URWC-25-SS	JUMBO CHOCK W/STEEL STUDS	14½" x 14½" x 17"	32
URWC-45	MEGA URETHANE CHOCK	18" x 18" x 24"	54

## Wheel Chock Accessories

**Chain and Hangers** - Discourage theft and misplacement of wheel chocks, and facilitate safety in the dock area. 15 foot chain attaches to the hanger. Hanger is then secured to the dock wall. Chain is fastened to the chock with cold shut.

**Ergo-Handle** - Ergonomically designed to make it easy to move wheel chocks in and out of position under trailer wheels. Reduce the risk of back, knee, and foot injuries. Factory installed only. Yellow powder coat finish. Not recommended with Urethane Wheel Chocks.

**Wheel Chock Warning Signs** - Warn truck drivers and dock workers to chock their wheels as required by law. Weather resistant. Bright red lettering provides high visibility. Sign has four mounting holes. Reflective sign is available for docks open at dawn and dusk. Signs and Vinyl Sticker measure 11¾" W x 9¾" H.



CHAIN & HANGER  
model OH-15



48 Hours  
to Ship

WARNING SIGN  
model SA-1012

ERGO-HANDLE  
model HANDLE  
(wheel chock sold separately)

MODEL NUMBER	DESCRIPTION	NET WT. (LBS.)
OH-15	#2 DOUBLE LOOP COIL CHAIN (.091" THICK) WITH HANGER	4
OH-15R	#2 CHAIN & HANGER, 15 FOOT LONG WITH REFLECTOR	4
OH-HD	HD PROOF COIL CHAIN (3/16" THICK) 15' LONG W/HANGER	14
HANDLE	36" ERGO-HANDLE	5
SA-1012	ALUMINUM ENAMEL WHEEL CHOCK SIGN	1
SF-1012	REFLECTIVE ALUMINUM ENAMEL WHEEL CHOCK SIGN	1
SV-1012	VINYL WHEEL CHOCK STICKER	1