

## Inverted Bucket Steam Traps

### Series B BEAR TRAP®

The Series B inverted bucket traps are designed for a wide range of industrial applications including steam mains, laundry and dry cleaning plants, food processing and those that require a lift in the discharge lines.

### Series B0 Inverted Bucket Traps

The Series B0 Inverted Bucket Traps are designed for a wide range of industrial applications including unit heaters, laundry and process equipment and steam line drip traps.

These cast iron inverted bucket traps operate efficiently for long periods of time to add solid energy savings by lowering replacement and labor costs. They are fully repairable for even bigger maintenance savings.

#### Typical Applications:

- Drip traps in steam lines
- Tracer lines
- Process equipment
- Steam cookers
- Steam kettles
- Steam heated vats
- Pressing machinery
- Unit heaters
- Commercial dishwashing

#### Features:

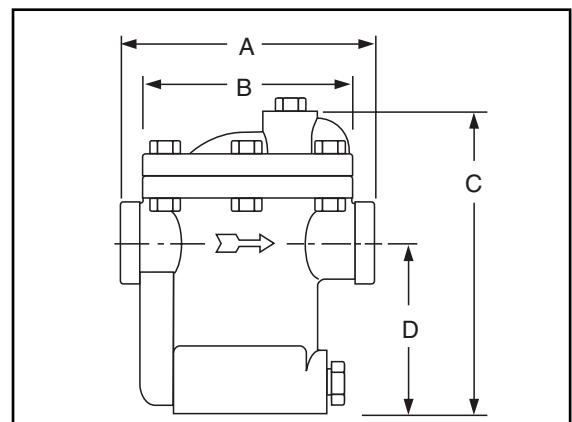
- Available in sizes 1/2" and 3/4" NPT
- Pressure ratings 20, 80, 125 and 150 psig (1.4, 5.5, 8.6, and 10.3 bar)
- Removable covers for easy in-line service
- Stainless steel internal components
- Resistant to moderate water hammer
- Optional built-in strainer to reduce the number of piping connections
- Maximum capacities to 690 lbs/hr (313 kg/hr)
- Maximum temperature 450°F (232°C)
- Maximum allowable pressure (vessel design) 250 psig (17.3 bar)
- Maximum operating pressure 150 psig (10.3 bar)



**Series B0 Inverted Bucket Trap**

Materials of Construction	
Part	Specifications
Body and cover	Cast Iron
Valve Pin and Seat	Stainless Steel (Hardened)
Bucket	Stainless Steel
Lever Assembly	Stainless Steel
Strainer	Stainless Steel
Cover Gasket	Non-asbestos fiber
Cover Bolts	Grade 8

#### Dimensions in. (mm)



NPT Size	A	B (Dia.)	C	D
1/2 & 3/4	5 1/16 (129)	3 3/4 (95)	6 3/16 (157)	3 1/2 (89)

**Capacities (Gross Ratings)**

Series	Orifice Size in. (mm)	Seat Pressure psi (bar)	Differential Pressure psig (bar)													
			1/2 (.035)	1 (0.07)	5 (0.35)	10 (0.69)	15 (1.03)	20 (1.38)	30 (2.1)	40 (2.8)	50 (3.5)	60 (4.2)	80 (5.5)	100 (6.9)	125 (8.6)	150 (10.3)
			Capacities lbs./hr (kg/hr)													
B0	3/16 (4.7)	20 (1.4)	200 (91)	270 (122)	450 (204)	560 (254)	640 (290)	690 (313)								
	1/8 (3.2)	80 (5.5)	80 (36)	110 (50)	200 (91)	300 (136)	360 (163)	420 (190)	500 (227)	540 (245)	580 (263)	620 (281)	690 (313)			
	7/64 (2.8)	125 (8.6)		55 (25)	90 (41)	145 (66)	195 (88)	260 (118)	345 (156)	400 (181)	442 (200)	485 (220)	565 (256)	640 (290)	680 (308)	
	3/32 (2.4)	150 (10.3)			70 (32)	110 (50)	150 (68)	200 (91)	270 (122)	310 (141)	345 (156)	380 (172)	440 (200)	480 (218)	540 (245)	570 (259)

**Ordering Information (Specify the part number on your order)**

**Model (A)** units are basic.

**Model (S)** units have built-in strainer.

NPT Model Number	BSPT Model Number	Size in.	NPT Part Number	BSPT Part Number	Seat Differential Pressure Rating psi (bar)	Body Design Pressure psi (bar)	Weight lbs. (kg)
B0020A-2	B0020A-2J	1/2	404180	404131	20 (1.4)	250 (17.3)	7 (3)
B0020S-2	B0020S-2J	1/2	404184	404135	20 (1.4)	250 (17.3)	8 (3)
B0080A-2	B0080A-2J	1/2	404181	404132	80 (5.5)	250 (17.3)	9 (3)
B0080S-2	B0080S-2J	1/2	404185	404136	80 (5.5)	250 (17.3)	10 (3)
B0125A-2	B0125A-2J	1/2	404182	404133	125 (8.6)	250 (17.3)	11 (3)
B0125S-2	B0125S-2J	1/2	404186	404137	125 (8.6)	250 (17.3)	12 (3)
B0150A-2	B0150A-2J	1/2	404183	404134	150 (10.3)	250 (17.3)	13 (3)
B0150S-2	B0150S-2J	1/2	404187	404138	150 (10.3)	250 (17.3)	14 (3)
B0020A-3	B0020A-3J	3/4	404188	404139	20 (1.4)	250 (17.3)	15 (3)
B0020S-3	B0020S-3J	3/4	404192	404143	20 (1.4)	250 (17.3)	16 (3)
B0080A-3	B0080A-3J	3/4	404189	404140	80 (5.5)	250 (17.3)	17 (3)
B0080S-3	B0080S-3J	3/4	404193	404144	80 (5.5)	250 (17.3)	18 (3)
B0125A-3	B0125A-3J	3/4	404190	404141	125 (8.6)	250 (17.3)	19 (3)
B0125S-3	B0125S-3J	3/4	404194	404145	125 (8.6)	250 (17.3)	20 (3)
B0150A-3	B0150A-3J	3/4	404191	404142	150 (10.3)	250 (17.3)	21 (3)
B0150S-3	B0150S-3J	3/4	404195	404146	150 (10.3)	250 (17.3)	22 (3)

## Inverted Bucket Steam Traps

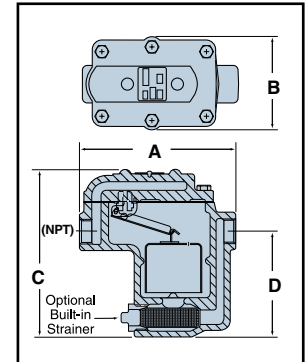
### Series B BEAR TRAP®

The Series B inverted bucket traps are designed for a wide range of industrial applications including steam mains, laundry and dry cleaning plants, food processing and those that require a lift in the discharge lines.

### Series B BEAR TRAP®

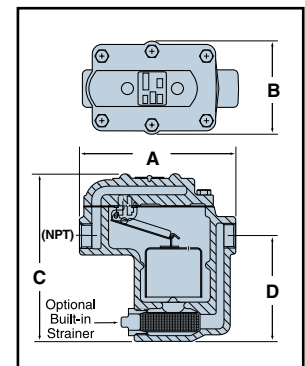
#### Series B1

- Available in sizes 1/2" and 3/4" NPT and BSPT
- Meets Mil specification WW-T-696-E Type I, Style B, Class 1-7
- Removable covers for easy in-line service
- Erosion resistant covers
- Stainless steel internal components
- Resistant to moderate water hammer
- Optional built-in thermic vent for faster heating
- Optional built-in strainer to reduce the number of piping connections
- Maximum capacities to 1700 lbs/hr. (771 kg/hr.)
- Maximum temperature 450°F (230°C)
- Maximum operating pressure 250 psig (17.3 bar)



#### Series B2

- 3/4" NPT and BSPT
- Meets Mil specification WW-T-696-E Type I, Style B, Class 1-7
- Removable covers for easy in-line service
- Erosion resistant covers
- Stainless steel internal components
- Resistant to moderate water hammer
- Optional built-in thermic vent for faster heating
- Optional built-in strainer to reduce the number of piping connections
- Maximum capacities to 2620 lbs./hr (1188 kg/hr.)
- Maximum temperature 450°F (230°C)
- Maximum operating pressure 250 psig (17.3 bar)



Materials of Construction	
Part	Specifications
Body and cover	Cast Iron 30,000 psi tensile
Valve Pin and Seat	Stainless Steel (Hardened)
Bucket	Stainless Steel
Lever Assembly	Stainless Steel
Cover Bolts	Grade 5 Steel

#### Dimensions in. (mm)

Series	Size	A	B	C	D
B1	1/2, 3/4	6 <sup>15</sup> / <sub>16</sub> (177)	3 <sup>13</sup> / <sub>16</sub> (97)	7 <sup>1</sup> / <sub>4</sub> (184)	4 <sup>3</sup> / <sub>8</sub> (111)
B2	3/4	6 <sup>15</sup> / <sub>16</sub> (177)	3 <sup>13</sup> / <sub>16</sub> (97)	9 <sup>1</sup> / <sub>16</sub> (230)	6 <sup>7</sup> / <sub>8</sub> (158)

**Series B BEAR TRAP®**

**How to Select**

The trap capacity should be selected based on the minimum differential pressure between the inlet pressure and outlet pressure. The trap seat must be capable of opening against the maximum inlet steam pressure. When the traps are used on applications where the steam is controlled by a modulating temperature regulator, the trap is normally selected to handle the full condensate load including safety factor at 1/2 psi (.034 bar) differential pressure.

Part of the



**EQUIPMENT SELECTION PROGRAM**

For selection information, please refer to "Selection Guidelines" on page 129.

For computer aided selection of Inverted Bucket Steam Traps, please refer to the "Steam Specialty Component Selectors" on the Hoffman Specialty website, [www.hoffmanspecialty.com](http://www.hoffmanspecialty.com) or, for a stand-alone version of EPS-PLUS, contact your local Hoffman Specialty Representative (see back cover for listing).

**Capacities (Gross Ratings)**

Series	Orifice Size in. (mm)	Seat Pressure psi (bar)	Differential Pressure psig (bar)																
			1/2 (.035)	1 (0.07)	2 (0.14)	5 (0.35)	10 (0.69)	15 (1.0)	20 (1.4)	30 (2.1)	40 (2.8)	50 (3.5)	60 (4.2)	75 (5.2)	100 (6.9)	125 (8.6)	180 (12.4)	200 (13.8)	250 (17.3)
			Capacities lbs./hr (kg/hr)																
B1	.250	15	500	650	835	1145	1490	1700											
	(6.4)	(1.0)	(227)	(295)	(379)	(519)	(676)	(771)											
	.187	30	260	345	460	680	905	1060	1200	1440									
	(4.7)	(2.1)	(118)	(156)	(209)	(308)	(411)	(481)	(544)	(653)									
	.156	75	200	255	335	480	605	695	775	900	980	1070	1130	1200					
	(4.0)	(5.2)	(91)	(116)	(152)	(218)	(274)	(315)	(352)	(408)	(445)	(485)	(513)	(544)					
	.125	125	115	150	195	275	355	410	460	530	595	640	690	745	830	920			
	(3.2)	(8.6)	(52)	(68)	(88)	(125)	(161)	(186)	(209)	(240)	(270)	(290)	(313)	(338)	(376)	(417)			
	.094	180	80	105	140	205	275	320	360	425	480	520	560	620	705	780	930		
	(2.4)	(10.4)	(36)	(48)	(64)	(93)	(125)	(145)	(163)	(193)	(218)	(236)	(254)	(281)	(320)	(354)	(422)		
.070	250	28	40	55	90	125	150	175	215	250	275	305	340	400	450	570	600	700	
(1.8)	(17)	(13)	(18)	(25)	(41)	(57)	(68)	(79)	(98)	(113)	(125)	(138)	(154)	(181)	(204)	(259)	(272)	(318)	
B2	.360	15	750	975	1255	1755	2280	2620											
	(9.1)	(1.0)	(340)	(447)	(569)	(796)	(1034)	(1188)											
	.282	30	650	810	1005	1350	1700	1950	2130	2400									
	(7.1)	(2.1)	(295)	(367)	(456)	(612)	(771)	(885)	(966)	(1089)									
	.250	75	490	600	740	980	1220	1340	1440	1600	1760	1910	2030	2170					
	(6.4)	(5.2)	(222)	(272)	(336)	(445)	(553)	(608)	(653)	(726)	(798)	(866)	(921)	(984)					
	.203	125	350	450	580	830	905	920	1020	1180	1310	1430	1540	1680	1920	2100			
	(5.2)	(8.6)	(159)	(204)	(263)	(376)	(411)	(417)	(463)	(535)	(594)	(649)	(699)	(762)	(871)	(953)			
	.156	180	200	255	330	460	580	675	740	840	930	1020	1090	1190	1350	1480	1725		
	(4.0)	(10.4)	(91)	(116)	(150)	(209)	(263)	(306)	(336)	(381)	(422)	(463)	(494)	(540)	(612)	(671)	(782)		
.141	250	180	235	305	430	540	620	680	780	870	940	1000	1100	1270	1415	1650	1740	1890	
(3.6)	(17)	(82)	(107)	(138)	(195)	(245)	(281)	(308)	(354)	(395)	(426)	(453)	(499)	(576)	(642)	(748)	(789)	(857)	

## Inverted Bucket Steam Traps (continued)

**Ordering Information** (Specify the part number on your order)

**Model (A)** units are basic.

**Model (B)** units have a built-in strainer and thermic vent for fast venting.

**Model (S)** units have a built-in strainer.

**Model (T)** units have an optional thermic vent built-in for faster venting.

**Example: Model Number B1030A-2**

**B1** (Unit size selected from capacity table)

**030** (Differential seat pressure rating)

**A** (Basic Unit)

**2** (Connection Size - 1/4 of an inch)

### Series B1 Ordering Information

NPT Model Number	BSPT Model Number	Size in.	NPT Part Number	BSPT Part Number	Seat Differential Pressure Rating psi (bar)	Body Design Pressure psi (bar)	Weight lbs. (kg)
B1015A-2	B1015A-2J	1/2	404300	404600	15 (1.0)	250 (17.3)	11 (5)
B1015S-2	B1015S-2J	1/2	404301	404601	15 (1.0)	250 (17.3)	11 (5)
B1015T-2	B1015T-2J	1/2	404302	404602	15 (1.0)	250 (17.3)	11 (5)
B1015B-2	B1015B-2J	1/2	404303	404603	15 (1.0)	250 (17.3)	11 (5)
B1015A-3	B1015A-3J	3/4	404324	404624	15 (1.0)	250 (17.3)	11 (5)
B1015S-3	B1015S-3J	3/4	404325	404625	15 (1.0)	250 (17.3)	11 (5)
B1015T-3	B1015T-3J	3/4	404326	404626	15 (1.0)	250 (17.3)	11 (5)
B1015B-3	B1015B-3J	3/4	404327	404627	15 (1.0)	250 (17.3)	11 (5)
B1030A-2	B1030A-2J	1/2	404304	404604	30 (2.1)	250 (17.3)	11 (5)
B1030S-2	B1030S-2J	1/2	404305	404605	30 (2.1)	250 (17.3)	11 (5)
B1030T-2	B1030T-2J	1/2	404306	404606	30 (2.1)	250 (17.3)	11 (5)
B1030B-2	B1030B-2J	1/2	404307	404607	30 (2.1)	250 (17.3)	11 (5)
B1030A-3	B1030A-3J	3/4	404328	404628	30 (2.1)	250 (17.3)	11 (5)
B1030S-3	B1030S-3J	3/4	404329	404629	30 (2.1)	250 (17.3)	11 (5)
B1030T-3	B1030T-3J	3/4	404330	404630	30 (2.1)	250 (17.3)	11 (5)
B1030B-3	B1030B-3J	3/4	404331	404631	30 (2.1)	250 (17.3)	11 (5)
B1075A-2	B1075A-2J	1/2	404308	404608	75 (5.2)	250 (17.3)	11 (5)
B1075S-2	B1075S-2J	1/2	404309	404609	75 (5.2)	250 (17.3)	11 (5)
B1075T-2	B1075T-2J	1/2	404310	404610	75 (5.2)	250 (17.3)	11 (5)
B1075B-2	B1075B-2J	1/2	404311	404611	75 (5.2)	250 (17.3)	11 (5)
B1075A-3	B1075A-3J	3/4	404332	404632	75 (5.2)	250 (17.3)	11 (5)
B1075S-3	B1075S-3J	3/4	404333	404633	75 (5.2)	250 (17.3)	11 (5)
B1075T-3	B1075T-3J	3/4	404334	404634	75 (5.2)	250 (17.3)	11 (5)
B1075B-3	B1075B-3J	3/4	404335	404635	75 (5.2)	250 (17.3)	11 (5)
B1125A-2	B1125A-2J	1/2	404312	404612	125 (8.6)	250 (17.3)	11 (5)
B1125S-2	B1125S-2J	1/2	404313	404613	125 (8.6)	250 (17.3)	11 (5)
B1125T-2	B1125T-2J	1/2	404314	404614	125 (8.6)	250 (17.3)	11 (5)
B1125B-2	B1125B-2J	1/2	404315	404615	125 (8.6)	250 (17.3)	11 (5)
B1125A-3	B1125A-3J	3/4	404336	404636	125 (8.6)	250 (17.3)	11 (5)
B1125S-3	B1125S-3J	3/4	404337	404637	125 (8.6)	250 (17.3)	11 (5)
B1125T-3	B1125T-3J	3/4	404338	404638	125 (8.6)	250 (17.3)	11 (5)
B1125B-3	B1125B-3J	3/4	404339	404639	125 (8.6)	250 (17.3)	11 (5)

**Series B BEAR TRAP®**
**Series B1 Ordering Information - continued**

NPT Model Number	BSPT Model Number	Size in.	NPT Part Number	BSPT Part Number	Seat Differential Pressure Rating psi (bar)	Body Design Pressure psi (bar)	Weight lbs. (kg)
B1180A-2	B1180A-2J	1/2	404316	404616	180 (12.4)	250 (17.3)	11 (5)
B1180S-2	B1180S-2J	1/2	404317	404617	180 (12.4)	250 (17.3)	11 (5)
B1180T-2	B1180T-2J	1/2	404318	404618	180 (12.4)	250 (17.3)	11 (5)
B1180B-2	B1180B-2J	1/2	404319	404619	180 (12.4)	250 (17.3)	11 (5)
B1180A-3	B1180A-3J	3/4	404340	404640	180 (12.4)	250 (17.3)	11 (5)
B1180S-3	B1180S-3J	3/4	404341	404641	180 (12.4)	250 (17.3)	11 (5)
B1180T-3	B1180T-3J	3/4	404342	404642	180 (12.4)	250 (17.3)	11 (5)
B1180B-3	B1180B-3J	3/4	404343	404643	180 (12.4)	250 (17.3)	11 (5)
B1250A-2	B1250A-2J	1/2	404320	404620	250 (17.3)	250 (17.3)	11 (5)
B1250S-2	B1250S-2J	1/2	404321	404621	250 (17.3)	250 (17.3)	11 (5)
B1250T-2	B1250T-2J	1/2	404322	404622	250 (17.3)	250 (17.3)	11 (5)
B1250B-2	B1250B-2J	1/2	404323	404623	250 (17.3)	250 (17.3)	11 (5)
B1250A-3	B1250A-3J	3/4	404344	404644	250 (17.3)	250 (17.3)	11 (5)
B1250S-3	B1250S-3J	3/4	404345	404645	250 (17.3)	250 (17.3)	11 (5)
B1250T-3	B1250T-3J	3/4	404346	404646	250 (17.3)	250 (17.3)	11 (5)
B1250B-3	B1250B-3J	3/4	404347	404647	250 (17.3)	250 (17.3)	11 (5)

**Series B2 Ordering Information**

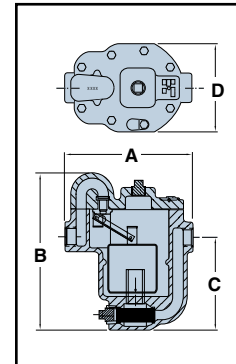
NPT Model Number	BSPT Model Number	Size in.	NPT Part Number	BSPT Part Number	Seat Differential Pressure Rating psi (bar)	Body Design Pressure psi (bar)	Weight lbs. (kg)
B2015A-3	B2015A-3J	3/4	404348	404648	15 (1.0)	250 (17.3)	12.5 (5.7)
B2015S-3	B2015S-3J	3/4	404349	404649	15 (1.0)	250 (17.3)	12.5 (5.7)
B2015T-3	B2015T-3J	3/4	404350	404650	15 (1.0)	250 (17.3)	12.5 (5.7)
B2015B-3	B2015B-3J	3/4	404351	404651	15 (1.0)	250 (17.3)	12.5 (5.7)
B2030A-3	B2030A-3J	3/4	404352	404652	30 (2.1)	250 (17.3)	12.5 (5.7)
B2030S-3	B2030S-3J	3/4	404353	404653	30 (2.1)	250 (17.3)	12.5 (5.7)
B2030T-3	B2030T-3J	3/4	404354	404654	30 (2.1)	250 (17.3)	12.5 (5.7)
B2030B-3	B2030B-3J	3/4	404355	404655	30 (2.1)	250 (17.3)	12.5 (5.7)
B2075A-3	B2075A-3J	3/4	404356	404656	75 (5.2)	250 (17.3)	12.5 (5.7)
B2075S-3	B2075S-3J	3/4	404357	404657	75 (5.2)	250 (17.3)	12.5 (5.7)
B2075T-3	B2075T-3J	3/4	404358	404658	75 (5.2)	250 (17.3)	12.5 (5.7)
B2075B-3	B2075B-3J	3/4	404359	404659	75 (5.2)	250 (17.3)	12.5 (5.7)
B2125A-3	B2125A-3J	3/4	404360	404660	125 (8.6)	250 (17.3)	12.5 (5.7)
B2125S-3	B2125S-3J	3/4	404361	404661	125 (8.6)	250 (17.3)	12.5 (5.7)
B2125T-3	B2125T-3J	3/4	404362	404662	125 (8.6)	250 (17.3)	12.5 (5.7)
B2125B-3	B2125B-3J	3/4	404363	404663	125 (8.6)	250 (17.3)	12.5 (5.7)
B2180A-3	B2180A-3J	3/4	404364	404664	180 (12.4)	250 (17.3)	12.5 (5.7)
B2180S-3	B2180S-3J	3/4	404365	404665	180 (12.4)	250 (17.3)	12.5 (5.7)
B2180T-3	B2180T-3J	3/4	404366	404666	180 (12.4)	250 (17.3)	12.5 (5.7)
B2180B-3	B2180B-3J	1/2	404367	404667	250 (17.3)	250 (17.3)	12.5 (5.7)
B2250A-3	B2250A-3J	3/4	404368	404668	250 (17.3)	250 (17.3)	12.5 (5.7)
B2250S-3	B2250S-3J	3/4	404369	404669	250 (17.3)	250 (17.3)	12.5 (5.7)
B2250T-3	B2250T-3J	3/4	404370	404670	250 (17.3)	250 (17.3)	12.5 (5.7)
B2250B-3	B2250B-3J	3/4	404371	404671	250 (17.3)	250 (17.3)	12.5 (5.7)

## Inverted Bucket Steam Traps (continued)

### Series B BEAR TRAP®

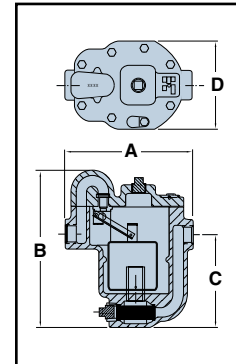
#### Series B3

- Available in sizes ¾" and 1" NPT and BSPT
- Meets Mil specification WW-T-696-E Type I, Style B, Class 1-7
- Removable covers for easy in-line service
- Stainless steel internal components
- Resistant to moderate water hammer
- Optional built-in thermic vent for faster heating
- Optional built-in strainer to reduce the number of piping connections
- Maximum capacities to 5000 lbs/hr (2268 kg/hr.)
- Maximum temperature 450°F (230°C)
- Maximum operating pressure 250 psig (17.3 bar)



#### Series B4

- Available in sizes 1", 1¼", 1½" NPT and BSPT
- Meets Mil specification WW-T-696-E Type I, Style B, Class 1-7
- Removable covers for easy in-line service
- Stainless steel internal components
- Resistant to moderate water hammer
- Optional built-in thermic vent for faster heating
- Optional built-in strainer to reduce the number of piping connections
- Maximum capacities to 9424 lbs/hr (4275 kg/hr.)
- Maximum temperature 450°F (230°C)
- Maximum operating pressure 250 psig (17.3 bar)



#### Materials of Construction

Part	Specifications
Body and cover	Cast Iron 30,000 psi tensile
Valve Pin and Seat	Stainless Steel (Hardened)
Bucket	Stainless Steel
Lever Assembly	Stainless Steel
Cover Bolts	Grade 5 Steel

#### Dimensions in. (mm)

Series	Size	A	B	C	D
B3	¾, 1	9 <sup>7</sup> / <sub>16</sub> (239)	11 <sup>5</sup> / <sub>8</sub> (294)	6 <sup>7</sup> / <sub>8</sub> (174)	6 <sup>9</sup> / <sub>16</sub> (166)
B4	1, 1¼, 1½	11 <sup>3</sup> / <sub>8</sub> (289)	14 <sup>3</sup> / <sub>16</sub> (360)	8 <sup>5</sup> / <sub>16</sub> (211)	8 <sup>1</sup> / <sub>8</sub> (206)

**Series B BEAR TRAP**

**Capacities (Gross Ratings)**

Differential Pressure psig (bar)																			
Series	Orifice Size In (mm)	Seat Pressure psi (bar)	1/2	1	2	5	10	15	20	30	40	50	60	75	100	125	180	200	250
			(.035)	(0.07)	(0.14)	(0.35)	(0.69)	(1.0)	(1.4)	(2.1)	(2.8)	(3.5)	(4.2)	(5.2)	(6.9)	(8.6)	(12.4)	(13.8)	(17)
Capacity lbs./hr. (kg/hr.)																			
B3	.500	15	1450	1850	2300	3050	3700	4100	-	-	-	-	-	-	-	-	-	-	-
	(12.7)	(1.0)	(658)	(839)	(1043)	(1383)	(1678)	(1860)	-	-	-	-	-	-	-	-	-	-	-
	.375	30	720	980	1340	2020	2760	3300	3750	4470	-	-	-	-	-	-	-	-	-
	(9.53)	(2.1)	(327)	(435)	(608)	(916)	(1252)	(1497)	(1701)	(2028)	-	-	-	-	-	-	-	-	-
	.281	75	500	680	915	1370	1860	2200	2500	2980	3370	3720	4050	4460	-	-	-	-	-
	(7.14)	(5.2)	(227)	(308)	(415)	(621)	(762)	(998)	(1134)	(1352)	(1529)	(1687)	(1837)	(2023)	-	-	-	-	-
	.250	125	435	590	800	1200	1630	1950	2220	2665	3020	3325	3600	3970	4540	5000	-	-	-
	(6.35)	(8.6)	(197)	(268)	(363)	(544)	(739)	(885)	(1007)	(1209)	(1370)	(1508)	(1633)	(1801)	(2059)	(2268)	-	-	-
	.219	180	300	415	570	870	1190	1440	1640	1970	2250	2490	2690	2960	3400	3790	4440	-	-
	(5.56)	(10.4)	(136)	(188)	(259)	(395)	(540)	(653)	(744)	(894)	(1021)	(1129)	(1220)	(1343)	(1542)	(1719)	(2014)	-	-
.188	250	256	355	485	740	1010	1210	1390	1675	1900	2100	2285	2535	2890	3200	3780	3980	4340	
(4.78)	(17)	(116)	(161)	(220)	(336)	(458)	(549)	(631)	(760)	(862)	(953)	(1036)	(1150)	(1311)	(1452)	(1715)	(1805)	(1969)	
B4	.625	15	2382	2991	3755	5071	6366	7272	-	-	-	-	-	-	-	-	-	-	-
	(16)	(1.0)	(1080)	(1357)	(1703)	(2300)	(2888)	(3300)	-	-	-	-	-	-	-	-	-	-	-
	.5	30	1565	2053	2693	3855	5056	5926	6633	7774	-	-	-	-	-	-	-	-	-
	(12.7)	(2.1)	(710)	(931)	(1222)	(1749)	(2293)	(2688)	(3009)	(3526)	-	-	-	-	-	-	-	-	-
	.375	75	825	1137	1568	2396	3302	3983	4550	5489	6271	6953	7566	8389	-	-	-	-	-
	(9.53)	(5.2)	(374)	(516)	(711)	(1087)	(1498)	(1798)	(2064)	(2490)	(2845)	(3154)	(3432)	(3805)	-	-	-	-	-
	.344	125	780	1067	1459	2205	3015	3621	4122	4950	5636	6233	6767	7484	8522	9424	-	-	-
	(7.7)	(8.6)	(354)	(484)	(662)	(1000)	(1377)	(1642)	(1870)	(2245)	(2556)	(2827)	(3069)	(3395)	(3866)	(4275)	-	-	-
	.281	180	522	719	991	1516	2089	2521	2881	3476	3971	4403	4791	5313	6070	6732	7970	-	-
	(7.14)	(10.4)	(237)	(326)	(450)	(688)	(948)	(1144)	(1307)	(1577)	(1801)	(1997)	(2173)	(2410)	(2753)	(3054)	(3615)	-	-
.25	250	389	543	759	1180	1649	2005	2303	2801	3218	3583	3913	4357	5006	5574	6646	6993	7787	
(6.35)	(17)	(176)	(246)	(344)	(535)	(748)	(909)	(1045)	(1271)	(1460)	(1625)	(1775)	(1976)	(2270)	(2528)	(3015)	(3172)	(3532)	

**Ordering Information** (Specify the part number on your order)

**Model (A)** units are basic.  
**Model (B)** units have a built-in strainer and thermic vent for fast venting.  
**Model (S)** units have a built-in strainer.  
**Model (T)** units have an optional thermic vent built-in for faster venting.

**Example:**  
**Model Number B3030A-3J**  
**B3** (Unit size selected from capacity table)  
**030** (Differential seat pressure rating)  
**A** (Basic Unit)  
**3** (Connection Size - 1/4 of an inch)  
**J** (BSPT Thread Option)

**Series B3 Ordering Information**

NPT Model Number	BSPT Model Number	Size in.	NPT Part Number	BSPT Part Number	Seat Differential Pressure Rating psi (bar)	Body Design Pressure psi (bar)	Weight lbs. (kg)
B3015A-3	B3015A-3J	3/4	404400	404752	15 (1.0)	250 (17.3)	35 (16)
B3015S-3	B3015S-3J	3/4	404406	404758	15 (1.0)	250 (17.3)	35 (16)
B3015T-3	B3015T-3J	3/4	404412	404763	15 (1.0)	250 (17.3)	35 (16)
B3015B-3	B3015B-3J	3/4	404418	404769	15 (1.0)	250 (17.3)	35 (16)
B3015A-4	B3015A-4J	1	404424	404775	15 (1.0)	250 (17.3)	35 (16)
B3015S-4	B3015S-4J	1	404430	404781	15 (1.0)	250 (17.3)	35 (16)
B3015T-4	B3015T-4J	1	404436	404787	15 (1.0)	250 (17.3)	35 (16)
B3015B-4	B3015B-4J	1	404442	404793	15 (1.0)	250 (17.3)	35 (16)
B3030A-3	B3030A-3J	3/4	404401	404753	30 (2.1)	250 (17.3)	35 (16)
B3030S-3	B3030S-3J	3/4	404407	404759	30 (2.1)	250 (17.3)	35 (16)
B3030T-3	B3030T-3J	3/4	404413	404764	30 (2.1)	250 (17.3)	35 (16)
B3030B-3	B3030B-3J	3/4	404419	404770	30 (2.1)	250 (17.3)	35 (16)
B3030A-4	B3030A-4J	1	404425	404776	30 (2.1)	250 (17.3)	35 (16)
B3030S-4	B3030S-4J	1	404431	404782	30 (2.1)	250 (17.3)	35 (16)
B3030T-4	B3030T-4J	1	404437	404788	30 (2.1)	250 (17.3)	35 (16)
B3030B-4	B3030B-4J	1	404443	404794	30 (2.1)	250 (17.3)	35 (16)



## Inverted Bucket Steam Traps (continued)

### Series B BEAR TRAP®

#### Ordering Information (Specify the part number on your order)

**Model (A)** units are basic.

**Model (B)** units have a built-in strainer and thermic vent for fast venting.

**Model (S)** units have a built-in strainer.

**Model (T)** units have an optional thermic vent built-in for faster venting.

**Example: Model Number B3030A-3J**

**B3** (Unit size selected from capacity table)

**030** (Differential seat pressure rating)

**A** (Basic Unit)

**3** (Connection Size - 1/4 of an inch)

**J** (BSPT Thread Option)

#### Series B3 Ordering Information - continued

NPT Model Number	BSPT Model Number	Size in.	NPT Part Number	BSPT Part Number	Seat Differential Pressure Rating psi (bar)	Body Design Pressure psi (bar)	Weight lbs. (kg)
B3075A-3	B3075A-3J	3/4	404402	404754	75 (5.2)	250 (17.3)	35 (16)
B3075S-3	B3075S-3J	3/4	404408	404760	75 (5.2)	250 (17.3)	35 (16)
B3075T-3	B3075T-3J	3/4	404414	404765	75 (5.2)	250 (17.3)	35 (16)
B3075B-3	B3075B-3J	3/4	404420	404771	75 (5.2)	250 (17.3)	35 (16)
B3075A-4	B3075A-4J	1	404426	404777	75 (5.2)	250 (17.3)	35 (16)
B3075S-4	B3075S-4J	1	404432	404783	75 (5.2)	250 (17.3)	35 (16)
B3075T-4	B3075T-4J	1	404438	404789	75 (5.2)	250 (17.3)	35 (16)
B3075B-4	B3075B-4J	1	404444	404478	75 (5.2)	250 (17.3)	35 (16)
B3125A-3	B3125A-3J	3/4	404403	404755	125 (8.6)	250 (17.3)	35 (16)
B3125S-3	B3125S-3J	3/4	404409	404479	125 (8.6)	250 (17.3)	35 (16)
B3125T-3	B3125T-3J	3/4	404415	404766	125 (8.6)	250 (17.3)	35 (16)
B3125B-3	B3125B-3J	3/4	404421	404772	125 (8.6)	250 (17.3)	35 (16)
B3125A-4	B3125A-4J	1	404427	404778	125 (8.6)	250 (17.3)	35 (16)
B3125S-4	B3125S-4J	1	404433	404784	125 (8.6)	250 (17.3)	35 (16)
B3125T-4	B3125T-4J	1	404439	404790	125 (8.6)	250 (17.3)	35 (16)
B3125B-4	B3125B-4J	1	404445	404795	125 (8.6)	250 (17.3)	35 (16)
B3180A-3	B3180A-3J	3/4	404404	404756	180 (12.4)	250 (17.3)	35 (16)
B3180S-3	B3180S-3J	3/4	404410	404761	180 (12.4)	250 (17.3)	35 (16)
B3180T-3	B3180T-3J	3/4	404416	404767	180 (12.4)	250 (17.3)	35 (16)
B3180B-3	B3180B-3J	3/4	404422	404773	180 (12.4)	250 (17.3)	35 (16)
B3180A-4	B3180A-4J	1	404428	404779	180 (12.4)	250 (17.3)	35 (16)
B3180S-4	B3180S-4J	1	404434	404785	180 (12.4)	250 (17.3)	35 (16)
B3180T-4	B3180T-4J	1	404440	404791	180 (12.4)	250 (17.3)	35 (16)
B3180B-4	B3180B-4J	1	404446	404796	180 (12.4)	250 (17.3)	35 (16)
B3250A-3	B3250A-3J	3/4	404405	404757	250 (17.3)	250 (17.3)	35 (16)
B3250S-3	B3250S-3J	3/4	404411	404762	250 (17.3)	250 (17.3)	35 (16)
B3250T-3	B3250T-3J	3/4	404417	404768	250 (17.3)	250 (17.3)	35 (16)
B3250B-3	B3250B-3J	3/4	404423	404774	250 (17.3)	250 (17.3)	35 (16)
B3250A-4	B3250A-4J	1	404429	404780	250 (17.3)	250 (17.3)	35 (16)
B3250S-4	B3250S-4J	1	404435	404786	250 (17.3)	250 (17.3)	35 (16)
B3250T-4	B3250T-4J	1	404441	404792	250 (17.3)	250 (17.3)	35 (16)
B3250B-4	B3250B-4J	1	404447	404797	250 (17.3)	250 (17.3)	35 (16)

**Series B BEARTRAP®**
**Series B4 Ordering Information**

NPT Model Number	BSPT Model Number	Size in.	NPT Part Number	BSPT Part Number	Seat Differential Pressure Rating		Body Design Pressure		Weight	
					psi (bar)	psi (bar)	psi (bar)	psi (bar)	lbs. (kg)	lbs. (kg)
B4015A-4	B4015A-4J	1	404500	404798	15	(1.0)	250	(17.3)	61	(28)
B4015S-4	B4015S-4J	1	404506	404804	15	(1.0)	250	(17.3)	61	(28)
B4015T-4	B4015T-4J	1	404512	404810	15	(1.0)	250	(17.3)	61	(28)
B4015B-4	B4015B-4J	1	404518	404816	15	(1.0)	250	(17.3)	61	(28)
B4015A-5	B4015A-5J	1¼	404524	404822	15	(1.0)	250	(17.3)	61	(28)
B4015S-5	B4015S-5J	1¼	404530	404828	15	(1.0)	250	(17.3)	61	(28)
B4015T-5	B4015T-5J	1¼	404536	404833	15	(1.0)	250	(17.3)	61	(28)
B4015B-5	B4015B-5J	1¼	404542	404839	15	(1.0)	250	(17.3)	61	(28)
B4015A-6	B4015A-6J	1½	404548	404845	15	(1.0)	250	(17.3)	61	(28)
B4015S-6	B4015S-6J	1½	404554	404851	15	(1.0)	250	(17.3)	61	(28)
B4015T-6	B4015T-6J	1½	404560	404856	15	(1.0)	250	(17.3)	61	(28)
B4015B-6	B4015B-6J	1½	404566	404862	15	(1.0)	250	(17.3)	61	(28)
B4030A-4	B4030A-4J	1	404501	404799	30	(2.1)	250	(17.3)	61	(28)
B4030S-4	B4030S-4J	1	404507	404805	30	(2.1)	250	(17.3)	61	(28)
B4030T-4	B4030T-4J	1	404513	404811	30	(2.1)	250	(17.3)	61	(28)
B4030B-4	B4030B-4J	1	404519	404817	30	(2.1)	250	(17.3)	61	(28)
B4030A-5	B4030A-5J	1¼	404525	404823	30	(2.1)	250	(17.3)	61	(28)
B4030S-5	B4030S-5J	1¼	404531	404829	30	(2.1)	250	(17.3)	61	(28)
B4030T-5	B4030T-5J	1¼	404537	404934	30	(2.1)	250	(17.3)	61	(28)
B4030B-5	B4030B-5J	1¼	404543	404840	30	(2.1)	250	(17.3)	61	(28)
B4030A-6	B4030A-6J	1½	404549	404846	30	(2.1)	250	(17.3)	61	(28)
B4030S-6	B4030S-6J	1½	404555	404852	30	(2.1)	250	(17.3)	61	(28)
B4030T-6	B4030T-6J	1½	404561	404857	30	(2.1)	250	(17.3)	61	(28)
B4030B-6	B4030B-6J	1½	404567	404863	30	(2.1)	250	(17.3)	61	(28)
B4075A-4	B4075A-4J	1	404502	404800	75	(5.2)	250	(17.3)	61	(28)
B4075S-4	B4075S-4J	1	404508	404806	75	(5.2)	250	(17.3)	61	(28)
B4075T-4	B4075T-4J	1	404514	404812	75	(5.2)	250	(17.3)	61	(28)
B4075B-4	B4075B-4J	1	404520	404818	75	(5.2)	250	(17.3)	61	(28)
B4075A-5	B4075A-5J	1¼	404526	404824	75	(5.2)	250	(17.3)	61	(28)
B4075S-5	B4075S-5J	1¼	404532	404830	75	(5.2)	250	(17.3)	61	(28)
B4075T-5	B4075T-5J	1¼	404538	404835	75	(5.2)	250	(17.3)	61	(28)
B4075B-5	B4075B-5J	1¼	404544	404841	75	(5.2)	250	(17.3)	61	(28)
B4075A-6	B4075A-6J	1½	404550	404847	75	(5.2)	250	(17.3)	61	(28)
B4075S-6	B4075S-6J	1½	404556	404853	75	(5.2)	250	(17.3)	61	(28)
B4075T-6	B4075T-6J	1½	404562	404858	75	(5.2)	250	(17.3)	61	(28)
B4075B-6	B4075B-6J	1½	404568	404864	75	(5.2)	250	(17.3)	61	(28)
B4125A-4	B4125A-4J	1	404503	404801	125	(8.6)	250	(17.3)	61	(28)
B4125S-4	B4125S-4J	1	404509	404807	125	(8.6)	250	(17.3)	61	(28)
B4125T-4	B4125T-4J	1	404515	404813	125	(8.6)	250	(17.3)	61	(28)
B4125B-4	B4125B-4J	1	404521	404819	125	(8.6)	250	(17.3)	61	(28)
B4125A-5	B4125A-5J	1¼	404527	404825	125	(8.6)	250	(17.3)	61	(28)
B4125S-5	B4125S-5J	1¼	404533	404572	125	(8.6)	250	(17.3)	61	(28)
B4125T-5	B4125T-5J	1¼	404539	404836	125	(8.6)	250	(17.3)	61	(28)
B4125B-5	B4125B-5J	1¼	404545	404842	125	(8.6)	250	(17.3)	61	(28)
B4125A-6	B4125A-6J	1½	404551	404848	125	(8.6)	250	(17.3)	61	(28)
B4125S-6	B4125S-6J	1½	404557	404573	125	(8.6)	250	(17.3)	61	(28)
B4125T-6	B4125T-6J	1½	404563	404859	125	(8.6)	250	(17.3)	61	(28)
B4125B-6	B4125B-6J	1½	404569	404751	125	(8.6)	250	(17.3)	61	(28)

## Inverted Bucket Steam Traps (continued)

### Series B BEAR TRAP®

#### Series B4 Ordering Information - continued

NPT Model Number	BSPT Model Number	Size in.	NPT Part Number	BSPT Part Number	Seat Differential Pressure Rating psi (bar)	Body Design Pressure psi (bar)	Weight lbs. (kg)
B4180A-4	B4180A-4J	1	404504	404802	180 (12.4)	250 (17.3)	61 (28)
B4180S-4	B4180S-4J	1	404510	404808	180 (12.4)	250 (17.3)	61 (28)
B4180T-4	B4180T-4J	1	404516	404814	180 (12.4)	250 (17.3)	61 (28)
B4180B-4	B4180B-4J	1	404522	404820	180 (12.4)	250 (17.3)	61 (28)
B4180A-5	B4180A-5J	1¼	404528	404826	180 (12.4)	250 (17.3)	61 (28)
B4180S-5	B4180S-5J	1¼	404534	404831	180 (12.4)	250 (17.3)	61 (28)
B4180T-5	B4180T-5J	1¼	404540	404837	180 (12.4)	250 (17.3)	61 (28)
B4180B-5	B4180B-5J	1¼	404546	404843	180 (12.4)	250 (17.3)	61 (28)
B4180A-6	B4180A-6J	1½	404552	404849	180 (12.4)	250 (17.3)	61 (28)
B4180S-6	B4180S-6J	1½	404558	404854	180 (12.4)	250 (17.3)	61 (28)
B4180T-6	B4180T-6J	1½	404564	404860	180 (12.4)	250 (17.3)	61 (28)
B4180B-6	B4180B-6J	1½	404570	404865	180 (12.4)	250 (17.3)	61 (28)
B4250A-4	B4250A-4J	1	404505	404803	250 (17.3)	250 (17.3)	61 (28)
B4250S-4	B4250S-4J	1	404511	404809	250 (17.3)	250 (17.3)	61 (28)
B4250T-4	B4250T-4J	1	404517	404815	250 (17.3)	250 (17.3)	61 (28)
B4250B-4	B4250B-4J	1	404523	404821	250 (17.3)	250 (17.3)	61 (28)
B4250A-5	B4250A-5J	1¼	404529	404827	250 (17.3)	250 (17.3)	61 (28)
B4250S-5	B4250S-5J	1¼	404535	404832	250 (17.3)	250 (17.3)	61 (28)
B4250T-5	B4250T-5J	1¼	404541	404838	250 (17.3)	250 (17.3)	61 (28)
B4250B-5	B4250B-5J	1¼	404547	404844	250 (17.3)	250 (17.3)	61 (28)
B4250A-6	B4250A-6J	1½	404553	404850	250 (17.3)	250 (17.3)	61 (28)
B4250S-6	B4250S-6J	1½	404559	404855	250 (17.3)	250 (17.3)	61 (28)
B4250T-6	B4250T-6J	1½	404565	404861	250 (17.3)	250 (17.3)	61 (28)
B4250B-6	B4250B-6J	1½	404571	404866	250 (17.3)	250 (17.3)	61 (28)