


## Aluminum Wheel Risers

Elevate semi-trailers to loading docks for maximum serviceability during loading and unloading operations. Manufactured from heavy-duty aluminum treadplate for positive traction. Welded all aluminum construction. 30,000 lbs. capacity per pair (¼" thick material). Wheel Risers are designed to facilitate compliance with OSHA requirements for a 10% maximum grade of ascending or descending loaded fork trucks.




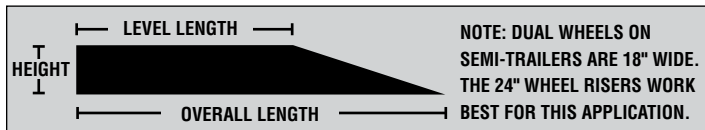
Shown with optional fork pockets

HEIGHT	OVERALL LENGTH	LEVEL LENGTH	18" WIDE		24" WIDE	
			MODEL NUMBER	NET WT. (EACH)	MODEL NUMBER	NET WT. (EACH)
6"	48"	30"	ATWR-18-6-48	70/UPS	ATWR-24-6-48	87/UPS
	54"	36"	ATWR-18-6-54	80/UPS	ATWR-24-6-54	100/UPS
	60"	42"	ATWR-18-6-60	87/UPS	ATWR-24-6-60	108
	102"	84"	ATWR-18-6-102	155	ATWR-24-6-102	194
8"	54"	30"	ATWR-18-8-54	90/UPS	ATWR-24-8-54	112
	60"	36"	ATWR-18-8-60	98	ATWR-24-8-60	121
	66"	42"	ATWR-18-8-66	109	ATWR-24-8-66	135
	108"	84"	ATWR-18-8-108	187	ATWR-24-8-108	233
10"	60"	30"	ATWR-18-10-60	108	ATWR-24-10-60	133
	66"	36"	ATWR-18-10-66	121	ATWR-24-10-66	151
	72"	42"	ATWR-18-10-72	130	ATWR-24-10-72	160
12"	66"	30"	ATWR-18-12-66	133	ATWR-24-12-66	164
	72"	36"	ATWR-18-12-72	142	ATWR-24-12-72	174
	78"	42"	ATWR-18-12-78	179	ATWR-24-12-78	223
	120"	84"	ATWR-18-12-120	261	ATWR-24-12-120	321



**PORTABILITY KIT**, model ATWR-WL, allows one person to transport and place wheel riser. Features 5" x 2" mold-on-rubber wheels. For use with aluminum wheel risers only.


ADD A WHEEL TO A SINGLE ALUMINUM WHEEL RISER FOR PORTABILITY. MODEL ATWR-WL  
 OPTIONAL WELDED FORK POCKETS, 7½"W x 2½"H, MODEL ATWR-FP  
 PORTABLE WHEEL RISER CADDY, MODEL R-CAD-18, for 18" wide units  
 PORTABLE WHEEL RISER CADDY, MODEL R-CAD-24, for 24" wide units  
 PAIR OF BOLT-ON BRACKETS AND HARDWARE, MODEL R-CAD-KIT  
 ANCHOR BRACKETS (4 PER RISER) TO BOLT RISER TO GROUND, MODEL ATWR-ABRK, RISER FACTORY INSTALLED



**Anchor Tab** locations will vary depending on length of wheel riser

## Steel Wheel Risers

Equipped with fork slots for ease in fork truck transporting and anchor tabs for permanent placement. Ramps may be stacked for compact storage when not in use. Fork pockets are 7½" wide by 2½" high usable. These fork pockets add approximately 15" to the overall width of the riser. Wheel Risers are designed to facilitate compliance with OSHA requirements for a 10% maximum grade of ascending or descending loaded fork trucks. Heavy-duty welded steel construction. Capacity per pair 40,000 lbs. (¼" thick material). Painted neutral earth-tone brown.



model R-CAD-KIT



**PORTABLE WHEEL RISER CADDY**, series R-CAD, move steel or aluminum risers out of the way with this easy to use mover. Snap roller into riser and away you go.



**CENTRAL PICK-UP LOOP**, model SWR-CPL is used to connect two wheel risers (wheel risers priced separately). Allows fork trucks to easily position and move risers as one. Overall width is 102".

HEIGHT	OVERALL LENGTH	LEVEL LENGTH	18" WIDE		24" WIDE	
			MODEL NUMBER	NET WT. (EACH)	MODEL NUMBER	NET WT. (EACH)
6¼"	48"	24"	SWR-18-6-48	183	SWR-24-6-48	222
	60"	36"	SWR-18-6-60	221	SWR-24-6-60	272
	72"	48"	SWR-18-6-72	261	SWR-24-6-72	320
	84"	60"	SWR-18-6-84	299	SWR-24-6-84	369
8¾"	60"	28"	SWR-18-8-60	246	SWR-24-8-60	301
	72"	40"	SWR-18-8-72	293	SWR-24-8-72	359
	84"	52"	SWR-18-8-84	339	SWR-24-8-84	415
	96"	64"	SWR-18-8-96	385	SWR-24-8-96	471
10¼"	60"	20"	SWR-18-10-60	268	SWR-24-10-60	329
	72"	32"	SWR-18-10-72	322	SWR-24-10-72	394
	84"	44"	SWR-18-10-84	375	SWR-24-10-84	458
12¼"	96"	56"	SWR-18-10-96	428	SWR-24-10-96	523
	72"	24"	SWR-18-12-72	349	SWR-24-12-72	427
	84"	36"	SWR-18-12-84	408	SWR-24-12-84	498
	96"	48"	SWR-18-12-96	469	SWR-24-12-96	571
	108"	60"	SWR-18-12-108	528	SWR-24-12-108	644

PORTABLE WHEEL RISER CADDY, MODEL R-CAD-18, for 18" wide units  
 PORTABLE WHEEL RISER CADDY, MODEL R-CAD-24, for 24" wide units  
 PAIR OF BOLT-ON BRACKETS AND HARDWARE, MODEL R-CAD-KIT  
 CENTRAL PICKUP LOOP, MODEL SWR-CPL, ADDITIONAL NET WT. 186 LBS.