




B-520A

Series HSC³ Split Case Pumps

Technical Bulletin



Bell & Gossett



ITT Industries

Engineered for life

Table of Contents

Useful Pump Formulas	2
Performance Curves	3
Materials of Construction (Standard)	4
Materials of Construction (Optional)	5
L/D Ratio Comparison	5
Dimensions	6-7
Typical Specifications	8

Useful Pump Formulas

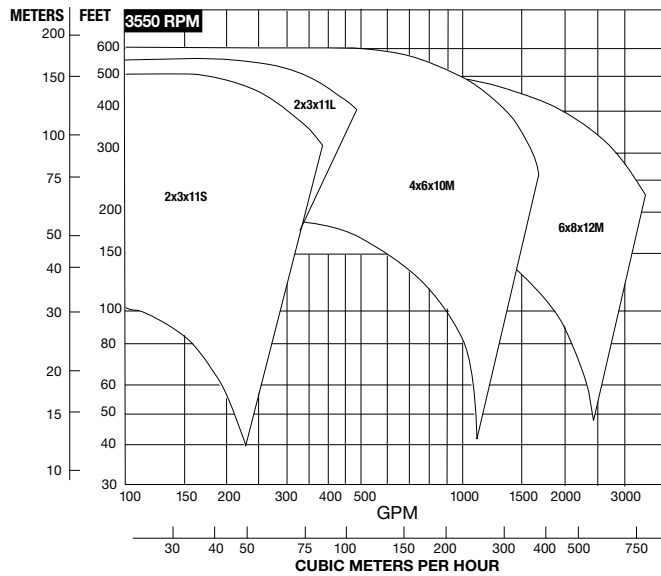
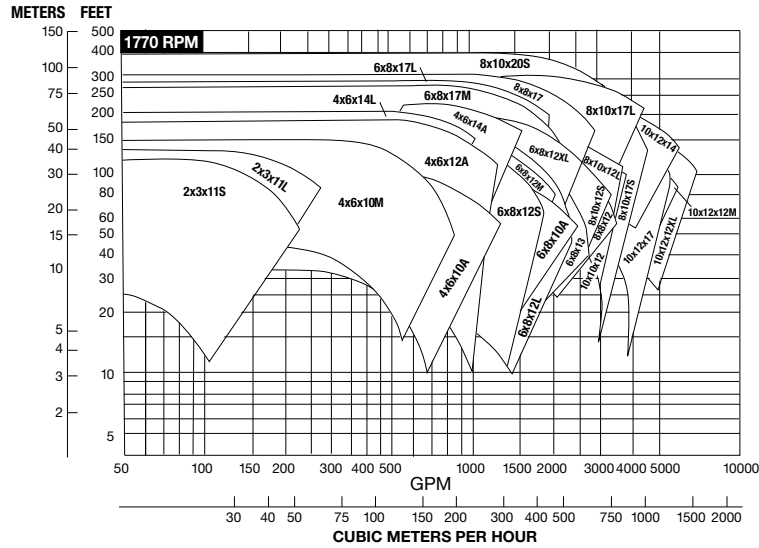
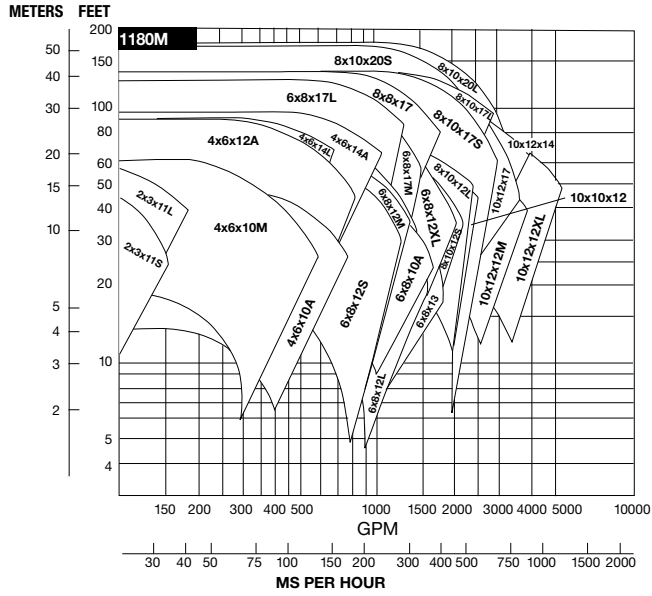
Pressure (PSI)	=	$\frac{\text{Head (Feet)} \times \text{Specific Gravity}}{2.31}$
Head (Feet)	=	$\frac{\text{Pressure (PSI)} \times 2.31}{\text{Specific Gravity}}$
Vacuum (Inches of Mercury)	=	Dynamic Suction Lift (Feet) x .883 x Specific Gravity
Horsepower (Brake)	=	$\frac{\text{GPM} \times \text{Head (Feet)} \times \text{Specific Gravity}}{3960 \times \text{Pump Efficiency}}$
Horsepower (Water)	=	$\frac{\text{GPM} \times \text{Head (Feet)} \times \text{Specific Gravity}}{3960}$
Efficiency (Pump)	=	$\frac{\text{Horsepower (Water)}}{\text{Horsepower (Brake)}} \times 100 \text{ Per Cent}$
NPSH (Available)	=	Positive Factors – Negative Factors

Affinity Laws: Effect of change of speed or impeller diameter on centrifugal pumps.

	GPM Capacity	Ft. Head	BHP
Impeller Diameter Change	$Q_2 = \frac{D_2}{D_1} Q_1$	$H_2 = \left(\frac{D_2}{D_1}\right)^2 H_1$	$P_2 = \left(\frac{D_2}{D_1}\right)^3 P_1$
Speed Change	$Q_2 = \frac{RPM_2}{RPM_1} Q_1$	$H_2 = \left(\frac{RPM_2}{RPM_1}\right)^2 H_1$	$P_2 = \left(\frac{RPM_2}{RPM_1}\right)^3 P_1$

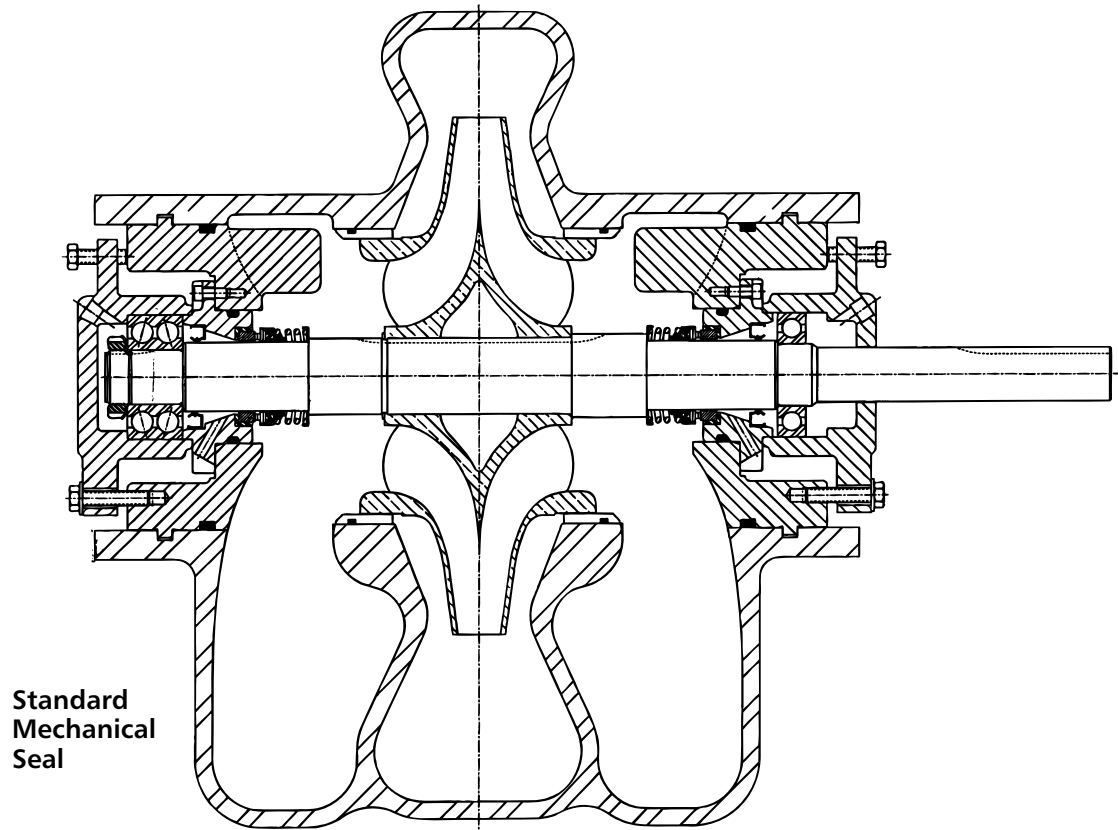
Where Q = GPM, H = Head, P = BHP, D = Impeller Dia., RPM = Pump Speed

Performance Curves – Series HSC³



Series HSC³ Materials of Construction

Mechanical Seals Mounted on Shaft



PART NAME	MATERIAL
	Cast Iron, Bronze Fitted
Casing Assembly	Cast Iron (ASTM A48 Class 35A)
Casing Joint Gasket (Suction)	Paper (Vellumoid 505)
Casing Joint Gasket (Discharge)	Paper (Vellumoid 505)
Casing Ring	Bronze (ASTM B584-932)
Shaft	416 Stn. Stl.
Bearing Housing	Cast Iron (ASTM A48 Class 30A)
Bearing Housing	Cast Iron (ASTM A48 Class 30A)
Bearing (Inboard) Ball	Steel
Bearing (Outboard) Ball	Steel
Stuffing Box (Mechanical Seal)	Cast Iron (ASTM A48 Class 30A)
Lip Seal (Bearing)	Rubber (BUNA "N")
Mechanical Seal	Stn. Stl., Rubber, Carbon, Ceramic
Capscrew (Bearing Housing)	Steel, Grade 2
Pipe Plugs (Bearing Housing)	Steel
Key, Impeller	Stn., Stl. (ANSI 416)
Key, Coupling	Steel
"O" Ring (Casing Ring)	Rubber (Buna "N")
"O" Ring (Cover Plate)	Rubber (Buna "N")
Retaining Ring (Impeller)	Steel
Ring Retaining (Bearing)	Steel
End Cap	Steel
Spirol Pin (Casing Ring)	304 SS
Impeller	Bronze (ASTM B584-875)

Mechanical Seal Data


Standard Construction:

- 175 PSIG (12 BAR) Maximum Working Pressure
 - *100 PSIG (7 BAR) Maximum Suction Pressure
125#FF ANSI FLANGE (ANSI A21.10, AWWA C110 & ANSI B16.1 class 125)
 - Type 21, Buna/Carbon-Ceramic, *100 psig (7 bar) maximum suction pressure, from -20 to 225°F (-29 to 107°)
 - Optional Seals:
Type 21, EPR/Carbon-Ceramic, *100 psig (7 bar) maximum suction pressure, from -20 to 250°F (-29 to 121°C)
Type 21, EPR/Carbon-Tungsten Carbide, *100 psig (7 bar) maximum suction pressure, from -20 to 250°F (-29 to 121°C)
- *Maximum suction pressure for 3500 RPM is 85 psig (6 bar).

Internally Self-Flushing Seal:

The HSC³ features internally self-flushing mechanical seals. This innovative design, an industry standard, insures maximum seal life lubrication, heat dissipation and debris removal – all without vulnerable, external flush lines and filter kits that can clog and

result in seal failure. With the Bell & Gossett internally self-flushing seal design, as much as 25% of the total pump flow continuously flushes the seal faces compared to only a few GPM for conventional stuffing box mounted mechanical seals. Seals remain cooler and unwanted debris is flushed away from the mechanical seal faces resulting in longer mechanical seal life.



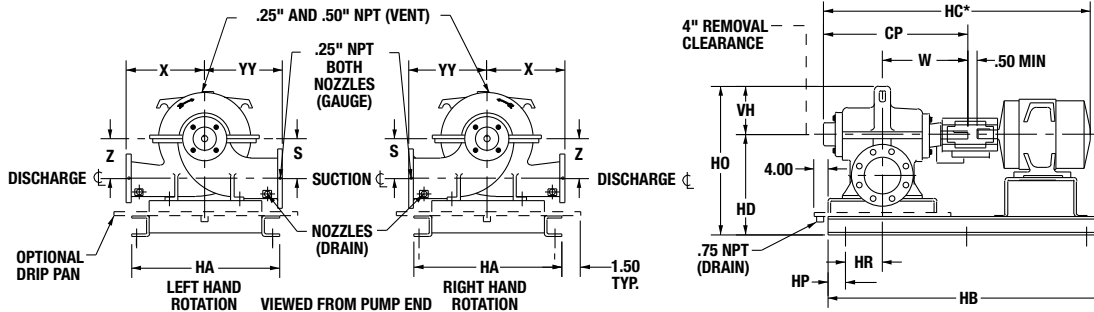
L/D Ratio Comparison

The L/D ratio measures the comparable shaft stiffness factor between two pumps where “L” equals the distance between the inboard and outboard bearings and “D” represents the shaft diameter at the impeller. The lower the ratio, the stiffer the shaft. Excessive shaft deflection will shorten mechanical seal life, sub-

ject the shaft to fatigue stress, that could result in shaft failure and increase the bearing load with a corresponding reduction in bearing life. As calculated in the table below, the HSC³ has a L/D ratio that is significantly below a traditional horizontal split case pump.

PUMP SIZE	SERIES HSC ³			TYPICAL HORIZONTAL SPLIT CASE PUMPS		
	L= SPAN BETWEEN BEARING TO BEARING (CENTER)	D= DIAMETER THROUGH IMPELLER	L/D	L= SPAN BETWEEN BEARING TO BEARING (CENTER)	D= DIAMETER THROUGH IMPELLER	L/D
2x3x11S	11.03	1.689	6.5	20.90	1.689	12.4
2x3x11L	11.03	1.689	6.5	20.90	1.689	12.4
4x6x10A	14.56	1.939	7.5	25.25	1.939	13.0
4x6x12A	12.53	1.689	7.4	22.90	1.689	13.6
4x6x14A	12.53	1.689	7.4	22.90	1.989	13.0
6x8x10A	18.25	1.939	9.4	29.57	2.439	12.1
6x8x12S	12.53	1.689	7.4	22.90	1.689	13.6
6x8x12M	14.56	1.939	7.5	25.25	1.939	13.0
6x8x12L	12.53	1.689	7.4	22.90	1.689	13.6
6x8x12XL	12.53	1.689	7.4	22.90	1.689	13.6
6x8x13	16.16	1.939	8.3	27.25	1.939	14.1
6x8x17M	16.16	1.939	8.3	27.25	1.939	14.1
6x8x17L	16.16	1.939	8.3	27.25	1.939	14.1
8x8x12	16.16	1.939	8.3	27.25	1.939	14.1
8x8x17	18.59	2.439	7.6	29.90	2.439	12.3
8x10x12S	18.59	2.439	7.6	29.90	2.439	12.3
8x10x12L	18.59	2.439	7.6	29.90	2.439	12.3
8x10x17S	18.59	2.439	7.6	29.90	2.439	12.3
8x10x17L	18.59	2.439	7.6	29.90	2.439	12.3
8x10x20S	18.59	2.439	7.6	29.90	2.439	12.3
8x10x20L	18.59	2.439	7.6	29.90	2.439	12.3
10x10x12	21.59	2.439	8.9	32.90	2.439	13.5
10x12x12M	21.59	2.439	8.9	32.90	2.439	13.5
10x12x12XL	21.59	2.439	8.9	32.90	2.439	13.5
10x12x14	18.59	2.439	7.6	29.90	2.439	12.3
10x12x17	18.59	2.439	7.6	29.90	2.439	12.3

Series HSC³ Model – 150 Dimensions



STANDARD: 125# FF ANSI FLANGE (ANSI A21.10, AWWA C110 & ANSI B16.1 class 125)

PUMP SIZE	MOTOR FRAME	DIMENSIONS – INCHES (MM)													
		HA	HB	HP	HR	CP	HC* MAX	HD	HO	S & Z	VH	VH1	W	X	YY
2x3x11 S, L	143-215	20.00	44.00 (1118)	6.00	2.25	18.62	39 (991)	15.25 (388)	22.05 (560)	5.50 (140)	6.80 (173)	-	11.31 (287)	9.00 (229)	10.00 (254)
	254-365	(508)	54.00 (1372)	(152)	(57)	(473)	50 (1270)								
4x6x10A	182-215	21.50	48.00 (1219)	6.00	2.88	19.93	50 (1270)	18.25 (464)	25.94 (659)	7.00 (178)	7.69 (195)	-	12.19 (310)	11.50 (292)	12.00 (305)
	254-324	(546)	54.00 (1372)	(152)	(73)	(506)	59 (1499)								
4x6x10M	182-215	24.00	48.00 (1219)	6.00	4.62	22.81	43 (1092)	18.25 (464)	26.12 (664)	6.50 (165)	7.88 (200)	-	13.50 (343)	11.50 (292)	13.00 (330)
	254-326		58.00 (1473)				52 (1321)								
	364-405		64.00 (1626)				61 (1549)								
	444-445		76.00 (1930)				68 (1727)								
4x6x12A	215	24.00	48.00 (1219)	6.00	4.62	22.81	43 (1092)	18.25 (464)	26.81 (681)	7.38 (188)	8.56 (218)	-	13.50 (343)	11.50 (292)	13.00 (330)
	254-326		58.00 (1473)				52 (1321)								
	364-365		64.00 (1626)				61 (1549)								
4x6x14A	215-256	24.00	48.00 (1219)	6.00	3.25	20.62	45 (1143)	19.52 (489)	28.50 (723)	7.75 (197)	9.20 (234)	-	12.56 (319)	11.50 (292)	13.00 (330)
	284-365		58.00 (1473)				54 (1372)								
	404-405		68.00 (1727)				60 (1524)								
	444		76.00 (1930)				64 (1625)								
4x6x14L	182-256	24.00	48.00 (1219)	6.00	3.25	20.62	45 (1143)	19.25 (489)	28.87 (733)	7.75 (197)	9.62 (244)	-	12.56 (319)	11.50 (292)	13.00 (330)
	284-365	(610)	58.00 (1473)	(152)	(83)	(524)	54 (1372)								
6x8x10A	215-286	24.00	58.00 (1473)	6.00	10.75	29.19	56.38 (1432)	21.25 (540)	30.50 (775)	8.25 (210)	9.25 (235)	-	17.58 (447)	12.50 (328)	12.50 (318)
	324-326		64.00 (1626)				58.38 (1438)								
	364-365		68.00 (1727)				60.38 (1534)								
6x8x12 S, L, XL	182-256	21.50	48.00 (1219)	6.00	3.25	20.62	45 (1143)	21.25 (540)	28.75 (730)	9.00 (229)	9.60 (244)	-	12.56 (319)	14.00 (356)	14.00 (356)
	284-326		54.00 (1372)				51 (1295)								
	364-365		60.00 (1524)				54 (1372)								
6x8x12M	254-326	24.00	58.00 (1473)	6.00	4.63	22.81	53 (1346)	21.25 (540)	30.85 (784)	9.00 (229)	9.60 (244)	-	13.50 (343)	14.00 (356)	14.00 (356)
	364-405		64.00 (1626)				61 (1549)								
	444-447		76.00 (1930)				71 (1803)								
6x8x13	254-326	24.00	62.00 (1575)	6.00	5.63	26.19	56 (1422)	20.00 (508)	29.40 (747)	8.00 (203)	9.40 (239)	-	16.06 (408)	13.00 (330)	15.50 (394)
	364-405	(610)	68.00 (1727)	(152)	(143)	(665)	65 (1651)								
6x8x17 M, L	284-326	24.00	62.00 (1575)	6.00	5.63	26.19	56 (1442)	21.25 (540)	33.00 (838)	9.00 (229)	11.75 (299)	-	16.06 (408)	14.00 (356)	16.00 (406)
	364-405		68.00 (1727)				65 (1651)								
	444-445		76.00 (1930)				71 (1803)								
8x8x12	254-326	24.00	62.00 (1575)	6.00	5.63	26.19	56 (1422)	20.00 (508)	30.25 (768)	8.00 (203)	10.25 (260)	-	16.06 (408)	14.00 (356)	16.50 (419)
	364-405	(610)	68.00 (1727)	(152)	(143)	(665)	65 (1651)								
8x8x17	324-365	24.00	66.00 (1676)	6.00	7.00	28.94	62 (1575)	21.75 (553)	33.75 (857)	9.50 (241)	12.00 (305)	-	17.56 (446)	15.00 (381)	16.50 (419)
	404-445		76.00 (1930)				74 (1880)								
	447-449		86.00 (2184)				82 (2083)								
8x10x12 S, L	254-286	24.00	62.00 (1575)	6.00	7.00	28.94	56 (1422)	21.50 (546)	32.00 (813)	8.50 (216)	10.50 (267)	-	17.56 (446)	14.00 (356)	17.00 (432)
	324-365		66.00 (1676)				62 (1575)								
	404-445		76.00 (1930)				74 (1880)								
8x10x17 S, L	324-365	24.00	66.00 (1676)	6.00	7.00	28.94	62 (1575)	23.25 (591)	36.06 (916)	10.00 (254)	12.81 (325)	-	17.56 (446)	16.00 (406)	18.00 (457)
	404-445		76.00 (1930)				74 (1880)								
	447-449		86.00 (2184)				82 (2083)								
8x10x20 S, L	324-365	26.00	66.00 (1676)	6.00	7.00	28.94	62 (1575)	27.25 (692)	49.50 (1257)	14.00 (356)	15.44 (392)	22.25 (565)	17.56 (446)	18.00 (457)	20.00 (508)
	404-445		76.00 (1930)				74 (1880)								
	447-449		86.00 (2184)				82 (2083)								
10x10x12	284-365	24.00	68.00 (1727)	6.00	8.50	31.94	68 (1727)	22.50 (572)	33.69 (856)	9.00 (229)	11.19 (284)	-	19.06 (484)	16.00 (406)	18.00 (457)
	404-445	(610)	80.00 (2032)	(152)	(216)	(811)	81 (2057)								
10x12x12 M, XL	284-365	24.00	68.00 (1727)	6.00	8.50	31.94	68 (1727)	24.50 (622)	36.00 (914)	10.00 (254)	11.50 (292)	-	19.06 (484)	16.00 (406)	19.00 (483)
	404-445	(610)	80.00 (2032)	(152)	(216)	(811)	81 (2057)								
10x12x14	324-365	24.00	66.00 (1676)	6.00	7.00	28.94	62 (1575)	25.25 (641)	38.69 (983)	11.00 (280)	13.44 (341)	-	17.56 (446)	18.00 (457)	20.00 (508)
	404-445		76.00 (1930)				74 (1880)								
	447-449		86.00 (2184)				82 (2083)								
10x12x17	324-365	24.00	66.00 (1676)	6.00	7.00	28.94	62 (1575)	25.25 (641)	38.69 (983)	11.00 (280)	13.44 (341)	-	17.56 (446)	18.00 (457)	20.00 (508)
	404-445		76.00 (1930)				74 (1880)								
	447-449		86.00 (2184)				82 (2083)								

Not for construction unless certified.

Bell & Gossett Engineering Specification for Series HSC³ Base Mounted Double-Suction Pumps

DOUBLE SUCTION, HORIZONTAL SPLIT CASE PUMPS (BASE MOUNTED):

A. Manufacturer:

Contractor shall furnish and install new double suction horizontal split case pumps for chilled water and hot water heating systems as indicated on the drawings. Pumps shall be model HSC or HSCS as manufactured by **Bell & Gossett** under base bid. Equivalent units as manufactured by Taco or Armstrong may be submitted as deduct alternates. Pumps shall meet types, sizes, capacities, and characteristics as scheduled on the Equipment Schedule drawings.

B. Double Suction Horizontal Split Case Pump (Base Mounted):

1. The pumps shall be long coupled, base mounted, single stage, double suction, horizontally split case design, in cast iron bronze fitted construction specifically designed and guaranteed for quiet operation. Suitable standard operations at 225°F and 175 psig working pressure. Working pressures shall not be de-rated at temperatures up to 250°F. The pump internals shall be capable of being serviced without disturbing the upper casing half and system piping.
2. A bearing housing shall supply support for a pair of heavy-duty regreaseable ball bearings. An inboard single row bearing will absorb thermal expansive forces while an outboard double row bearing will be clamped in place to absorb both radial and thrust loads and keep the rotating element in proper axial alignment. Bearings shall be replaceable without disturbing the system piping, the upper casing half, and shall be regreaseable without removal of the bearings from the bearing housing.
3. The impeller shaft shall be a solid 416 stainless steel shaft.
4. Pump shall be equipped with a pair of internally flushed mechanical seal assemblies in direct contact with the pump shaft. Seal assemblies shall be Type 21 having a stainless steel housing, Buna bellows and seat gasket, stainless steel spring, and be of a carbon-ceramic design with the carbon face rotating against a stationary ceramic face.
5. Impeller shall be of the enclosed double suction type made of bronze, both hydraulically and dynamically balanced to ANSI/HI 1.1-1.5-1994, section 1.4.6.1.3.1, figure 1.106, balance grade G6.3 keyed to the shaft and fixed in the axial position.
6. A flexible type coupling, capable of absorbing torsional vibration, shall be employed between the pump and motor. On variable speed applications the coupler sleeve should be constructed of an EPDM material to maximize performance life.
7. The coupling shall be shielded by a dual rated ANSI B15.1, Section 8 AND OSHA 1910.219 compliant coupling guard and contain viewing windows for inspection of the coupling.
8. Pump volute shall be of a cast iron (rated for 175psig Max WP) axially-split design with flanges (175 psig drilled for 125# ANSI

companion flanges) and mounting feet integral cast into the bottom half of the casing. Suction and discharge flanges shall be on a common centerline in both the horizontal and vertical planes, and the volute shall include Bronze Casing Wear Rings, priming port, gauge ports at nozzles, and vent and drain ports. The upper half casing shall be capable of being removed without disturbing piping connections or electrical motor connections.

9. Pump seal flushing shall be internal within the pump casing and shall flush the seal at a rate equal to 25% of the total pump flow.
 10. Motors shall meet scheduled horsepower, speed, voltage, and enclosure design. Pump and motors shall be factory aligned, and shall be realigned after installation by the manufacturer's representative. Motors shall be non-overloading at any point on the pump curve and shall meet NEMA specifications and conform to the standards outlined in EPACT 92.
 11. Base plate shall be of structural steel or fabricated steel channel with fully enclosed sides and ends, and securely welded cross members. The grouting area shall be fully open. The combined pump and motor base plate shall be sufficiently stiff as to limit the susceptibility of vibration. The minimum base plate stiffness shall conform to ANSI/HI 1.3.4-1997 for *Horizontal Baseplate Design* standards.
 12. Base shall be capable of being field grouting.
 13. Pump rotation shall be righthand or lefthand as viewed from the pump end.
 14. Pump manufacturer shall be ISO-9001 certified.
 15. The seismic capability of the pump shall allow it to withstand a horizontal load of 0.5g, excluding piping and/or fasteners used to anchor the pump to mounting pads or to the floor, without adversely affecting pump operation.
 16. Each pump shall be factory hydrostatically tested per Hydraulic Institute standards and name-plated before shipment. It shall then be thoroughly cleaned and painted with at least one coat of high-grade paint prior to shipment.
- ### C. Accessories:
1. Where noted on schedule pumps shall be provided with internal bronze pump wear rings, special shaft materials, or special spacer couplers.
 2. Where noted on schedule either balanced or unbalanced seals of EPR Carbon/Ceramic seals, EPR Tungsten/Carbide seal, or packing gland material should be used in lieu of the standard seal.
 3. Where noted on schedule pumping equipment may require one or all of the following tests: Certified Lab tests (unwitnessed), Hydraulic Institute Level B tests, or Witnessed Tests.

BELL & GOSSETT PRODUCTS

Stocked ... Sold ... Serviced EVERYWHERE!

FOR MORE DETAILS CALL YOUR LOCAL BELL & GOSSETT REPRESENTATIVE

ALABAMA
Mangham & Associates, Inc.
Irontdale (Birmingham)
Phone: 205/956-2362
FAX: 205/956-2477

ALASKA
Columbia Hydronics Co.
Seattle, WA
Phone: 206/988-6993
FAX: 206/988-3938

ARIZONA
J & B Sales Company
Phoenix
Phone: 602/258-1545
FAX: 602/258-9719

ARKANSAS
Johnson & Scott, Inc.
Little Rock
Phone: 501/803-9520
FAX: 501/803-9521
Hydronic Technology Inc.
Shreveport, LA
Phone: 318/797-1500
FAX: 318/797-1509

Boone & Boone Sales Co., Inc.
Tulsa, OK
Phone: 918/664-9756
FAX: 918/664-1675

CALIFORNIA
California Hydronics Corp.
Hayward (San Francisco)
Phone: 510/293-1993
FAX: 510/293-3080
Rocklin (Sacramento)
Phone: 510/293-1993
FAX: 916/632-4765
San Jose
Phone: 408/295-5874
FAX: 408/297-8596
Dawson Co.
Altadena (Los Angeles)
Phone: 626/797-9710
FAX: 626/798-4659
San Diego
Phone: 858/541-7867
FAX: 858/541-0333

COLORADO
McNevin Company
Denver
Phone: 303/322-0165
FAX: 303/322-0374

CONNECTICUT
The Bernard M. Packtor Co.
Hamden (New Haven)
Phone: 203/288-5241
FAX: 203/287-1798

DELAWARE
R. D. Bitzer Co., Inc.
Bensalem, PA
Phone: 215/604-6600
FAX: 215/604-6601
Cummins-Wagner Co., Inc.
Annapolis Junction, MD
Phone: 800/966-1277
301/490-9007
FAX: 301/490-7156

FLORIDA
George A. Israel Jr., Inc.
Jacksonville
Phone: 904/355-7867
FAX: 904/355-0077
Miami
Phone: 305/592-5343
FAX: 305/591-4356
Orlando
Phone: 407/423-5078
FAX: 407/423-0918
Tallahassee
Phone: 850/656-2055
FAX: 850/656-1475
Tampa
Phone: 813/839-2161
FAX: 813/832-3182

GEORGIA
Clary & Associates, Inc.
Atlanta
Phone: 404/873-1861
FAX: 404/873-1867

GEORGIA (Cont'd.)
George A. Israel Jr., Inc.
Jacksonville, FL
Phone: 904/355-7867
FAX: 904/355-0077
Tallahassee, FL
Phone: 850/656-2055
FAX: 850/656-1475

HAWAII
Dawson Co.
Altadena (Los Angeles) CA
Phone: 626/797-9710
FAX: 626/798-4659

IDAHO
Gritton & Associates, Inc.
Salt Lake City, UT
Phone: 801/486-0767
FAX: 801/485-6364
Columbia Hydronics Co.
Vancouver, WA
Phone: 360/883-2600
FAX: 360/883-2607

ILLINOIS
Borgquist, Inc.
Chicago
Phone: 773/774-2800
FAX: 773/763-6534
Blackmore & Glunt, Inc.
Maryland Hgts. (St. Louis) MO
Phone: 314/878-4313
FAX: 314/878-6029

Sandberg Co., Inc.
East Moline
Phone: 309/796-2371
FAX: 309/796-2330
Hydronic & Steam Equip. Co., Inc.
Indianapolis, IN
Phone: 800/669-4926
317/577-8326
FAX: 317/577-7109

INDIANA
Hydronic & Steam Equip. Co., Inc.
Indianapolis
Phone: 800/669-4926
317/577-8326
FAX: 317/577-7109
Evansville
Phone: 800/473-2753
812/473-0330
FAX: 812/479-7650
Ft. Wayne
Phone: 260/489-5785
FAX: 260/489-4369
South Bend
Phone: 800/932-6490
574/234-6005
FAX: 574/234-6611

INDIANA
Sandberg Co., Inc.
East Moline, IL
Phone: 309/796-2371
FAX: 309/796-2330
Blackmore & Glunt, Inc.
Cincinnati, OH
Phone: 513/489-5225
FAX: 513/489-8755

IOWA
Products, Inc.
Des Moines
Phone: 515/288-5738
FAX: 515/288-2574
Sandberg Co., Inc.
East Moline, IL
Phone: 309/796-2371
FAX: 309/796-2330
Verne Simmonds Co.
Omaha, NE
Phone: 402/592-3131
FAX: 402/592-0853

KANSAS
Blackmore & Glunt, Inc.
Lenexa (Kansas City)
Phone: 913/469-5715
FAX: 913/469-1085

KENTUCKY
Blackmore & Glunt, Inc.
Cincinnati, OH
Phone: 513/489-5225
FAX: 513/489-8755

KENTUCKY (Cont'd.)
Hydronic & Steam Equip. Co., Inc.
Evansville, IN
Phone: 800/473-2753
812/473-0330
FAX: 812/479-7650
Johnson & Scott, Inc.
Nashville, TN
Phone: 615/254-5454
FAX: 615/242-9243

LOUISIANA
Hydronic Technology Inc.
New Orleans
Phone: 800/365-6746
504/827-1163
FAX: 504/827-1167
Shreveport
Phone: 800/673-5737
318/797-1500
FAX: 318/797-1509

MAINE
F.I.A., Inc.
Woburn (Boston) MA
Phone: 781/938-8900
FAX: 781/933-3965

MARYLAND
Cummins-Wagner Co., Inc.
Annapolis Junction
Phone: 800/966-1277
301/490-9007
FAX: 301/490-7156
Thermoflo Equipment Co., Inc.
Pittsburgh, PA
Phone: 412/366-2012
FAX: 412/367-0842

MASSACHUSETTS
F.I.A., Inc.
Woburn (Boston)
Phone: 781/938-8900
FAX: 781/933-3965
The Bernard M. Packtor Co.
Hamden (New Haven) CT
Phone: 203/288-5241
FAX: 203/287-1798
Albany, NY
Phone: 518/459-1060
FAX: 518/458-8776

MICHIGAN
R. L. Deppmann Co.
Southfield (Detroit)
Phone: 248/354-3710
FAX: 248/354-3763
Grand Rapids
Phone: 616/656-0821
FAX: 616/656-0830
Bridgport
Phone: 989/652-3049
FAX: 989/652-3324

MICHIGAN
Hydro-Flo Products, Inc.
Brookfield (Milwaukee) WI
Phone: 262/781-2810
FAX: 262/781-2228

MINNESOTA
Bernard J. Mulcahy Co., Inc.
Eagan, MN
Phone: 651/686-8580
FAX: 651/686-8588

MISSISSIPPI
Hydronic Technology Inc.
New Orleans, LA
Phone: 800/365-6746
504/827-1163
FAX: 504/827-1167
Johnson & Scott, Inc.
Little Rock, AR
Phone: 501/803-9520
FAX: 501/803-9521

MISSOURI
Blackmore & Glunt, Inc.
Lenexa (Kansas City) KS
Phone: 913/469-5715
FAX: 913/469-1085
Maryland Hgts. (St. Louis)
Phone: 314/878-4313
FAX: 314/878-6029

MONTANA
Columbia Hydronics Co.
Spokane
Phone: 509/242-1118
FAX: 509/242-1120

NEBRASKA
Verne Simmonds Co.
Omaha
Phone: 402/592-3131
FAX: 402/592-0853

NEVADA
Dawson Co.
Las Vegas, NV
Phone: 702/735-1226
FAX: 702/735-1232
Gritton & Associates, Inc.
Salt Lake City, UT
Phone: 801/486-0767
FAX: 801/485-6364

NEW HAMPSHIRE
F.I.A., Inc.
Woburn (Boston) MA
Phone: 781/938-8900
FAX: 781/933-3965

NEW JERSEY
Wallace-Eannace Assoc., Inc.
Franklin Lakes
Phone: 201/891-9550
FAX: 201/891-4298
R. D. Bitzer Co., Inc.
Bensalem, PA
Phone: 215/604-6600
FAX: 215/604-6601

NEW MEXICO
Boyd Engineering Co., Inc.
Albuquerque
Phone: 505/275-1250
FAX: 505/275-1193

NEW YORK
Wallace-Eannace Assoc., Inc.
Plainview
Phone: 516/454-9300
FAX: 516/454-9307
Frank P. Langley Co., Inc.
E. Rochester
Phone: 585/248-5010
FAX: 585/381-0512
Amherst (Buffalo)
Phone: 716/691-7575
FAX: 716/691-7347
Johnson City
Phone: 607/766-9950
FAX: 607/766-9948

The Bernard M. Packtor Co.
Albany
Phone: 518/459-1060
FAX: 518/458-8776
Syracuse Thermal Products, Inc.
East Syracuse
Phone: 315/437-7321
FAX: 315/437-7429

NORTH CAROLINA
James M. Pleasants Co., Inc.
Greensboro
Phone: 800/365-9010
336/378-9911
FAX: 336/378-2588
Charlotte
Phone: 704/545-0145
FAX: 704/545-2917
Raleigh
Phone: 919/845-1960
FAX: 919/845-1925
Wilmington
Phone: 910/794-5447
FAX: 910/794-5449

NORTH DAKOTA
Bernard J. Mulcahy Co., Inc.
Eagan, MN
Phone: 651/686-8580
FAX: 651/686-8588

OHIO
Blackmore & Glunt, Inc.
Cincinnati
Phone: 513/489-5225
FAX: 513/489-8755

R. L. Deppmann Co.
Macedonia (Cleveland)
Phone: 330/468-1102
FAX: 330/468-1113
Steffens-Shultz, Inc.
Columbus
Phone: 614/274-5515
FAX: 614/274-0126
Dayton
Phone: 937/278-7903
FAX: 937/278-7825

OHIO (Cont'd.)
Thermoflo Equipment Co., Inc.
Pittsburgh, PA
Phone: 412/366-2012
FAX: 412/367-0842

OKLAHOMA
Boone & Boone Sales Co., Inc.
Oklahoma City
Phone: 405/525-7475
FAX: 405/521-1448
Tulsa
Phone: 918/664-9756
FAX: 918/664-1675

OREGON
Columbia Hydronics Co.
Vancouver, WA
Phone: 360/883-2600
FAX: 360/883-2607

PENNSYLVANIA
R. D. Bitzer Co., Inc.
Bensalem
Phone: 215/604-6600
FAX: 215/604-6601
Thermoflo Equipment Co., Inc.
Pittsburgh
Phone: 412/366-2012
FAX: 412/367-0842

Frank P. Langley Co., Inc.
Amherst (Buffalo) NY
Phone: 716/691-7575
FAX: 716/691-7347

RHODE ISLAND
F.I.A., Inc.
Woburn (Boston) MA
Phone: 781/938-8900
FAX: 781/933-3965

SOUTH CAROLINA
James M. Pleasants Co., Inc.
Greensboro, NC
Phone: 800/365-9010
336/378-9911
FAX: 336/378-2588
Columbia
Phone: 803/798-1405
FAX: 803/798-1323
Greenville
Phone: 864/232-0200
FAX: 864/232-0025

SOUTH DAKOTA
Bernard J. Mulcahy Co., Inc.
Eagan, MN
Phone: 651/686-8580
FAX: 651/686-8588
Verne Simmonds Co.
Omaha, NE
Phone: 402/592-3131
FAX: 402/592-0853

TENNESSEE
Johnson & Scott, Inc.
Nashville
Phone: 615/254-5454
FAX: 615/242-9243
Cordova (Memphis)
Phone: 901/388-2919
FAX: 901/388-0989
Clary & Associates, Inc.
Atlanta, GA
Phone: 404/873-1861
FAX: 404/873-1867

James M. Pleasants Co., Inc.
Greensboro, NC
Phone: 800/365-9010
336/378-9911
FAX: 336/378-2588
Knoxville
Phone: 865/584-5054
FAX: 865/584-8385

TEXAS
Boyd Engineering Co., Inc.
Albuquerque, NM
Phone: 505/275-1250
FAX: 505/275-1193
Oslin Nation Company
Dallas
Phone: 214/631-5650
FAX: 972/988-1446
Ft. Worth
Phone: 817/590-2500
FAX: 817/590-2508

TEXAS (Cont'd.)
Oslin Nation Company (Cont'd.)
Houston
Phone: 713/699-3500
FAX: 713/699-8213
San Antonio
Phone: 800/243-7756
210/342-5544
FAX: 210/342-2818

UTAH
Gritton & Associates, Inc.
Salt Lake City
Phone: 801/486-0767
FAX: 801/485-6364

VERMONT
F.I.A., Inc.
Woburn (Boston) MA
Phone: 781/938-8900
FAX: 781/933-3965

The Bernard M. Packtor Co.
Albany, NY
Phone: 518/459-1060
FAX: 518/458-8776

VIRGINIA
I.A., Inc.
Richmond
Phone: 804/321-4444
FAX: 804/321-3112
Virginia Beach
Phone: 757/497-3567
FAX: 757/490-7362

Cummins-Wagner Co., Inc.
Annapolis Junction, MD
Phone: 800/966-1277
301/490-9007
FAX: 301/490-7156

WASHINGTON
Columbia Hydronics Co.
Seattle
Phone: 206/988-6993
FAX: 206/988-3938
Spokane
Phone: 509/242-1118
FAX: 509/242-1120
Vancouver
Phone: 360/883-2600
FAX: 360/883-2607

WASHINGTON, DC
Cummins-Wagner Co., Inc.
Annapolis Junction, MD
Phone: 800/966-1277
FAX: 301/490-9007
FAX: 301/490-7156

WEST VIRGINIA
Blackmore & Glunt, Inc.
Cincinnati, OH
Phone: 513/489-5225
FAX: 513/489-8755

WEST VIRGINIA
TLA, Inc.
Richmond, VA
Phone: 804/321-4444
FAX: 804/321-3112
Thermoflo Equipment Co., Inc.
Pittsburgh, PA
Phone: 412/366-2012
FAX: 412/367-0842

WISCONSIN
Hydro-Flo Products, Inc.
Brookfield (Milwaukee)
Phone: 262/781-2810
FAX: 262/781-2228
Bernard J. Mulcahy Co., Inc.
Eagan, MN
Phone: 651/686-8580
FAX: 651/686-8588

WYOMING
Gritton & Associates, Inc.
Salt Lake City, UT
Phone: 801/486-0767
FAX: 801/485-6364
J. E. McNevin Co.
Denver, CO
Phone: 303/322-0165
FAX: 303/322-0374



Bell & Gossett

USA
Bell & Gossett
8200 N. Austin Avenue
Morton Grove, IL 60053
Phone: (847) 966-3700
Facsimile: (847) 966-9052
<http://www.bellgossett.com>



INTL.
Bell & Gossett / Export Dept.
8200 N. Austin Avenue
Morton Grove, IL 60053
Phone: (847) 966-3700
Facsimile: (847) 966-8366
<http://www.bellgossett.com>

CANADA
Fluid Products Canada
55 Royal Road
Guelph, Ontario,
N1H 1T1, Canada
Phone: (519) 821-1900
www.itfpc.ca