




DUAL VINYL • series WS-DV



BRUSH • series WS-RB

Weather Stripping (for pit mounted docklevelers)

Keep out pests and rodents and maintain the proper working environment with dockleveler weather stripping. Kit includes: (2) precut side strips, (1) precut foam insulator for the rear of the pit and installation hardware.

Dual Vinyl - A white dual-seal vinyl attaches to the side of Dockleveler with self-tapping sheet metal screws. The replacement vinyl slides into extruded channel that is attached with self-tapping screws.

Brushes - Available 1" or 1½" wide. Installation is easy. Bolt aluminum extrusion to sides of leveler then simply slide brushes into aluminum extrusion channel.

DUAL VINYL	MODEL NUMBER	LENGTH (PIT / STRIP)
	WS-5-DV	50" / 41"
	WS-6-DV	62" / 53"
	WS-8-DV	85" / 77"
	WS-10-DV	110" / 101"

REPLACEMENT DUAL VINYL	MODEL NUMBER	LENGTH (PIT / STRIP)
	WS-5-RV	50" / 41"
	WS-6-RV	62" / 53"
	WS-8-RV	85" / 77"
	WS-10-RV	110" / 101"

1" REPLACEMENT BRUSH	MODEL NUMBER	LENGTH (PIT / STRIP)
	WS-5-RB-1	50" / 41"
	WS-6-RB-1	62" / 53"
	WS-8-RB-1	85" / 77"
	WS-10-RB-1	110" / 101"

1-1/2" REPLACEMENT BRUSH	MODEL NUMBER	LENGTH (PIT / STRIP)
	WS-5-RB-1.5	50" / 41"
	WS-6-RB-1.5	62" / 53"
	WS-8-RB-1.5	85" / 77"
	WS-10-RB-1.5	110" / 101"

LOADING DOCK EQUIPMENT



DVD or VIDEO AVAILABLE

Trailer Lock Systems

Designed for installation directly in front of the loading dock. The electric hydraulic system lifts the hook bar to capture the ICC bar on the back of semi-trailers. To ensure maximum safety the unit comes standard with an accumulator that allows the lock to follow the trailer up and down as it is loaded/unloaded. A beeper and flashing light warns the operator if the lock does not engage the trailer properly. A visual indication of the restraints status is shown at all times by the traffic light outside and the control panel inside. Comes standard with light package, control panel and three large visual signs.

MODEL NUMBER	DESCRIPTION	NET WT. (POUNDS)
TL-100-F	Electric Hydraulic, Aluminum Light Pkg. 115V, 1 PH	518
TL-100-F-S	Electric Hydraulic, Polypropylene Light Pkg. 115V, 1 PH	518
TL-200-HP-F	Hand Pump Hydraulic, Aluminum Light Package	495



ALUMINUM model DTS-10



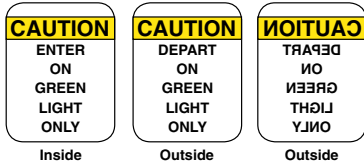
POLYPROPYLENE model DTS-5

Dock Traffic Systems

Our Dock Traffic System has red and green lights. They flash to help prevent accidents and injuries by providing clear communication between dock personnel and truck drivers. Built-in eyebrow type sun visors increase light visibility. LED model never needs bulb replacements.

Deluxe, model DTS-10, consists of one yellow aluminum traffic light with both a green and red lens, one push-button station (for outside), and an illuminated push-button control (for inside). Light measures 11"W x 20"H and features an 8" hood over each lens (recommended for west and south exposure). 60 Watt. 120V AC. Four procedure signs are included.

Economy, model DTS-5, comes with two yellow polypropylene traffic lights, 6½"W x 11½"H, each having a green and a red lens. The light containing a push button is placed inside the dock area for the dock attendant, and the other is placed outside for the truck driver. Four signs are included.



Inside

Outside

Outside

MODEL NUMBER	DESCRIPTION	INCLUDES	NET WT. (POUNDS)
DTS-10	Aluminum Housing	Lights, (3) Signs, Control Panel	156
DTS-5	Polypropylene Housing	Lights, (4) Signs, 115V, 1 Phase	18
DTS-5-LED	LED Lights	Lights, (4) Signs, 115V, 1 Phase	18



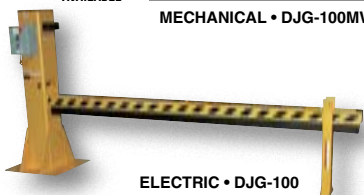
DVD or VIDEO AVAILABLE



MECHANICAL • DJG-100MW

Dock Barricades - Designed to Prevent Loading Dock "Run Off's" (for 8 or 10 foot wide doors)

The Dock Barricade represents the next generation of innovative Loading Dock Safety Systems. Electric/hydraulic power unit provides quick and effortless operation. Electric operation features 115V single phase motor, 24V control, and electrical bumper-style safety stop circuit to sense obstructions when lowering. Installation is virtually effortless, simply anchor the unit to the floor and plug in. Mechanical unit, model DJG-100-MW, features a manual hand crank winch to raise/lower barricade arm.



ELECTRIC • DJG-100

MODEL NUMBER	DOOR SIZE	OVERHEAD CLEARANCE	ARM HEIGHT LOWERED	OVERALL (W x L)	NET WT. (POUNDS)
DJG-100*	8' x 8'	150"	28½"	24" x 130"	550
DJG-100-10*	10' x 10'	180"	28½"	24" x 157"	650
DJG-100MW	8' x 8'	149"	28"	24" x 133¼"	798

*ELECTRIC HYDRAULIC POWERED UNITS