



ITT

Wastewater

CentriPro

DUPLEX NEMA1 INDOOR PANEL

D10020N1 Single Phase Control Panel



FEATURES


- Provides fully automatic operation for two pumps.
- Solid state pump alternator circuit with float status lights for ease of installation or trouble shooting.
- Alternator selector switch allows a choice of automatic alternation or operation of only pump 1 or pump 2. Typically used if one pump is down for maintenance.
- Lag pump start delay built-in.
- High level alarm circuit includes through door mounted silence switch for manual silence of alarm horn.
- Two through door mounted pump run lights.
- Top mounted high intensity flashing red light provides 360° visibility.
- Pulsating, corrosion proof alarm horn.
- Auxiliary alarm contacts provided for remote alarm connection.
- Entire unit is UL and CUL listed.



CentriPro is a brand of ITT Corporation.

www.centripro.com

Engineered for life



ITT

CENTRIPRO Wastewater

APPLICATIONS

Superior quality duplex liquid level controller, automatic alternation for two pump operation. High level alarm warning designed for a variety of sump, effluent, sewage and water transfer applications. Not for use in damp, outdoor or weatherproof applications.

SPECIFICATIONS

- **Non-modifiable — No options available.**
- Accepts single or dual power feed.
- Two hand-off-automatic (H-O-A) pump switches.
- On-off control circuit switch.
- Two oversized magnetic contactors.
- Numbered terminal strip-screw type.
- NEMA 1, 30 watt, flashing red light.
- NEMA 1, steel enclosure.
- NEMA 1, alarm horn – 95db.
- Auxiliary alarm contacts.
- Alternator selector switch
- Lag pump start delay

Single Phase

- Field adjustable for 115 or 230 V, 60 Hz.
- Two pump 25 amp circuit breakers.
- Enclosure: 12.3" W x 14.3" H x 6" D.


NOTE: Enclosure dimensions do not include 3" high light.

FEATURES

- Provides fully automatic operation for two pumps. Alternates pump starting to distribute operating time. Provides extra pumping capacity in times of high inflow by energizing both pumps.
- Lag pump start delay built-in. Delays starting lag pump for 5 seconds if both pumps attempt to start simultaneously as after a power outage.
- Color coded wiring, screw type terminals and plug in sockets, insure ease of field servicing.
- Field wiring diagram, panel schematic and installation instructions included.
- Factory wired for operation with three float switches. An easy field modification for four float switch operation using separate "lag-on" and "alarm switches" is provided.
- Panel can be wired for a single power feed for pumps and control circuit or the control circuit can be wired to a separate power supply to insure alarm integrity in case of a tripped main breaker.
- **Float Switches** – **Note:** Please order float switches separately. Requires three narrow angle switches or optional fourth float for lag pump.

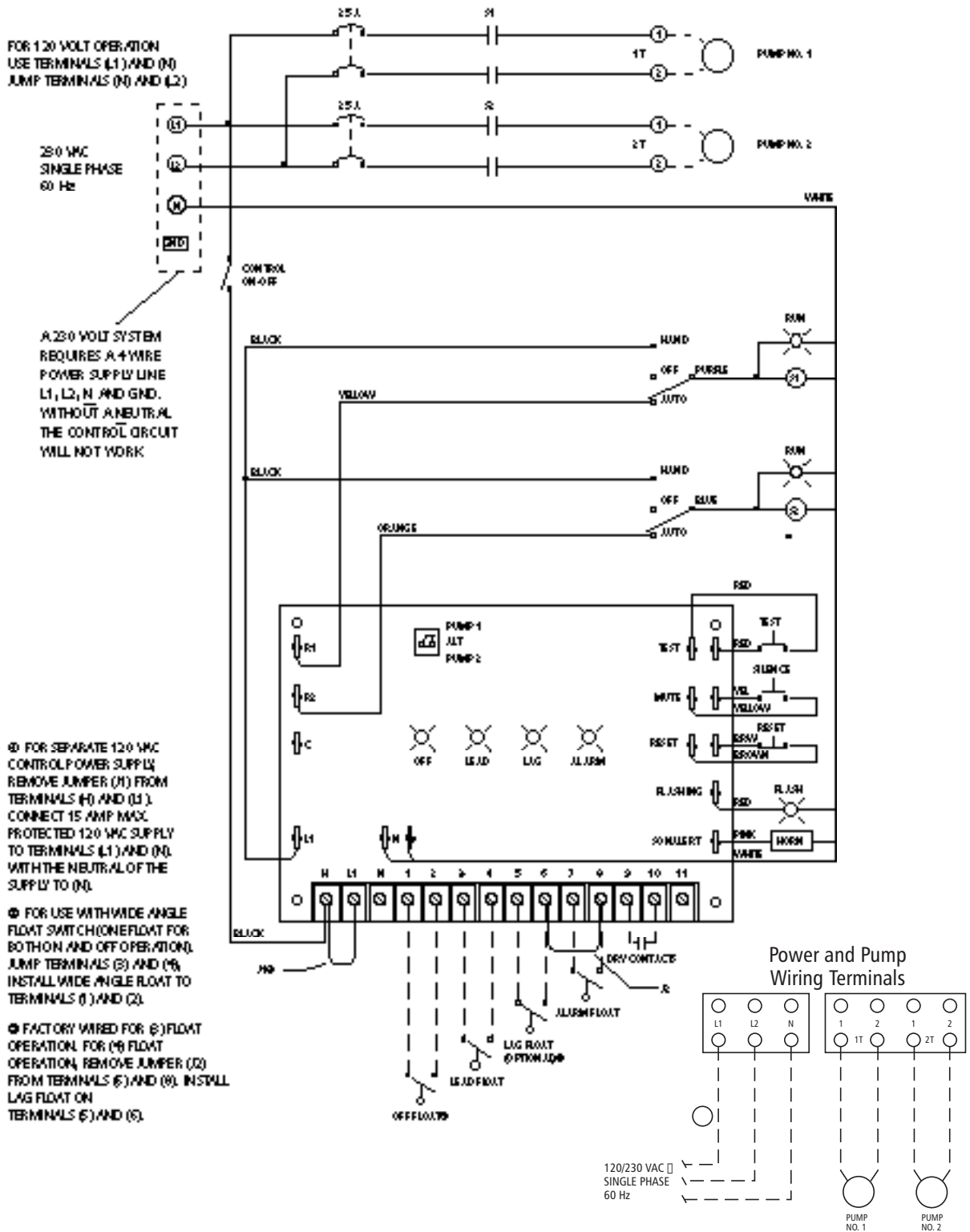
PANEL MODEL INFORMATION

ORDER NUMBER	AMP RANGE
D10020N1	0-20



ITT

CENTRIPRO Wastewater



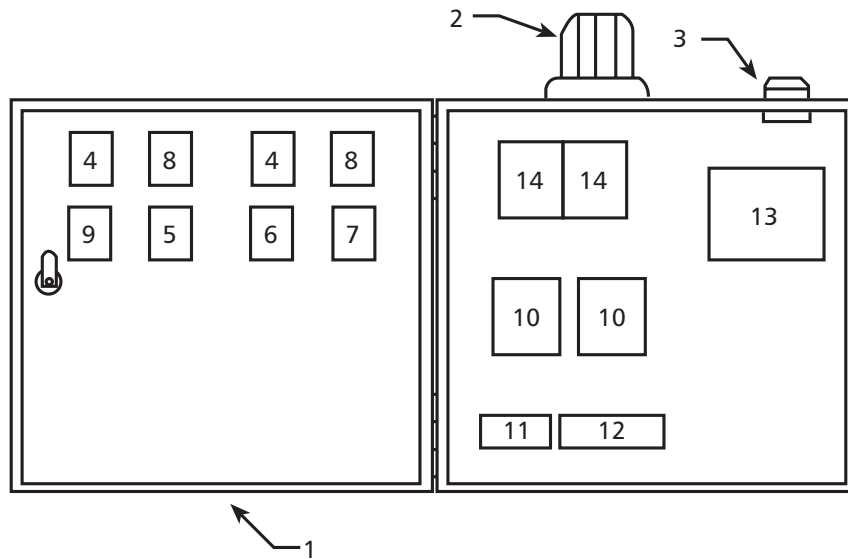


ITT

Wastewater

D10020N1 COMPONENTS

- | | |
|-----------------------------------------|--------------------------------|
| 1. NEMA 1 enclosure | 8. H-O-A selector switches |
| 2. Flashing alarm light | 9. Alarm reset selector switch |
| 3. Alarm horn | 10. Contactors |
| 4. Pump run lights | 11. Terminal strip |
| 5. Horn on/off selector switch | 12. Terminal strip |
| 6. Alarm test selector switch | 13. Control board |
| 7. Control power on/off selector switch | 14. Motor circuit breakers |



CentriPro and the ITT Engineered Blocks Symbol are registered trademarks and tradenames of ITT Corporation.

SPECIFICATIONS ARE SUBJECT TO CHANGE WITHOUT NOTICE.

BCP2 R5 May, 2008
© 2008 ITT Corporation

Engineered for life