



Model LMT15-B1 in use

# VISIONMOUNT® MOTORIZED MOUNTS

## Change the position of your TV without leaving your seat

Motorized mounts offer **fully automated movement by remote control**, making it easy to find and keep the perfect viewing angles without leaving your seat. TVs can automatically move to a pre-set position when the mount is turned on, or be positioned by remote control as desired. Perfect for placement above a fireplace and for reducing glare and light reflections. Recommended as a **"no-touch" solution** when flexibility in viewing angles and positions is desired.



LA112-B1



« Full-motion mount featuring motorized tilt, swivel and extension motions



« Flexible decorative cover creates a clean and finished look while concealing cables



« Perfect for placement above a fireplace—automatically returns to home position when turned off to protect TV from heat damage



« Motorized swivel motion makes it easy to view the TV from anywhere in a room



« Safety sensor will stop movement instantly if object interference is detected



« Open wall-plate design allows flexibility for cable management


<p><b>MODEL</b> LA112-B1</p>	<p><b>DESCRIPTION</b> Motorized Full-motion Mount for large flat-panel TVs</p>			
	<p><b>PRODUCT DIMENSIONS</b> 31.5" w x 4.6"-12" d x 22.75" h 80 x 11.7-30.5 x 57.8 cm</p>	<p><b>WEIGHT CAPACITY</b> 180 lbs. 81.6 kg</p>	<p><b>TV SIZE</b> 40" – 63"</p>	
	<p><b>MOUNTING PATTERN</b> UNIVERSAL</p>			

<p><b>MODEL</b> LMT15-B1</p>	<p><b>DESCRIPTION</b> Motorized Tilting Mount for large flat-panel TVs</p>			
	<p><b>PRODUCT DIMENSIONS</b> 30" w x 3.25" d x 23.7" h 76.2 x 8.3 x 60.1cm</p>	<p><b>WEIGHT CAPACITY</b> 150 lbs. 68 kg</p>	<p><b>TV SIZE</b> 40" – 60"</p>	
	<p><b>MOUNTING PATTERN</b> UNIVERSAL</p>	<p><b>FEATURE</b> Use with VMA201 (pg. 88) soundbar speakermount</p>		

# VISIONMOUNT® EXTRA-LARGE MOUNTS




« FollowThru™ in-arm cable management channel protects and conceals cables—even through the elbow—for a truly flawless look



« VMPL3 features an expandable wall plate and includes both tilting and low-profile brackets



« Lateral shift allows perfect TV placement, even with off-center studs







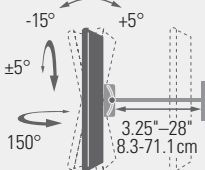
« ProSet™ post-installation height and level adjustments ensure TV is perfectly positioned after mounting





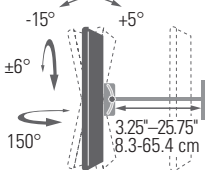






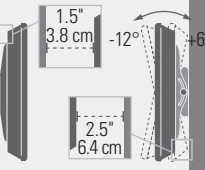

« Full-motion and tilting mounts feature Virtual Axis™ technology for balanced tilting with the touch of a fingertip



« Lightweight XF228 extruded aluminum wall plate features an open design to make installation and cable management a breeze

<b>MODEL</b> XF228-B1    <b>NEW</b>	<b>DESCRIPTION</b> Full-motion Wall Mount for extra-large flat-panel TVs with 28" extension Allows $\pm 5^\circ$ roll control to ensure TV is perfectly level after hanging			 CORNER MOUNTING		
	<b>PRODUCT DIMENSIONS (w x d x h)</b> 34" x 3.25"-28" x 23" 86.4 x 8.3-71.1 x 58.4 cm	<b>WEIGHT CAPACITY</b> 200 lbs. 90.7 kg	<b>TV SIZE</b> 42" - 63"			
	<b>MOUNTING PATTERN</b> UNIVERSAL					

<b>MODELS</b> VMDD26b-01 VMDD26s-01  	<b>DESCRIPTION</b> Full-motion Wall Mount for extra-large flat-panel TVs with 25.75" extension Allows $\pm 6^\circ$ roll control to ensure TV is perfectly level after hanging			 CORNER MOUNTING		
	<b>PRODUCT DIMENSIONS (w x d x h)</b> 36" x 3.25"-25.75" x 24" 91.4 x 8.3-65.4 x 61 cm	<b>WEIGHT CAPACITY</b> 175 lbs. 79.4 kg	<b>TV SIZE</b> 42" - 63"			
	<b>MOUNTING PATTERN</b> UNIVERSAL	<b>FEATURE</b> Use with VMCC1s & XAS1A (pg. 88) to attach center-channel & side speakers				

<b>MODELS</b> VMPL3b VMPL3s  	<b>DESCRIPTION</b> Expandable Wall Mount for medium to extra-large TVs Includes both tilting and low-profile brackets					
	<b>PRODUCT DIMENSIONS (w x d x h)</b> 27-42.25" x 2.5" x 17"-27.5" 68.5-107.25 x 6.4 x 43.2-69.75 cm	<b>WEIGHT CAPACITY</b> 280 lbs. 127 kg	<b>TV SIZE</b> 27" - 84"			
	<b>MOUNTING PATTERN</b> UNIVERSAL	<b>FEATURE</b> Arm can be padlocked for enhanced security (low-profile brackets only)				

## FINISH OPTIONS

Black (b)

Silver (s)

