

Put Everything on the Line



Logix™

Integrated Ceiling Systems



2' x 6' HALCYON *CLIMAPLUS*  
field panels, 6" x 48"  
HALCYON *CLIMAPLUS* channel  
panels, FINELINE DXF  
suspension system

## Logix Integrated Ceiling Systems

Transform lighting, air vents and other utilities from visual distractions to dramatic design elements by concentrating these fixtures on narrow bands running the length of a ceiling. Suddenly, the ceiling is neat and orderly, allowing wide-open spaces uninterrupted by mechanical components.

Logix integrated ceiling systems are designed to work with light fixtures available from many manufacturers. Visit [USGDesignStudio.com](http://USGDesignStudio.com) for details.

Accolade 5 fixture by ailight

2

Avenue 6 fixture by Focal Point

2' x 6' HALCYON CLIMAPLUS  
field panels, 6" x 48"  
HALCYON CLIMAPLUS channel  
panels, FINELINE DXF  
suspension system

# Logix™ Basic

## Channels Intersect Tees

The LOGIX™ Basic system positions channels perpendicular to main tees. Sleek 6" HALCYON CLIMAPLUS fiberglass lay-in panels or PANZ metal ceiling panels are positioned adjacent to cross tees and may also be used between fixtures, creating a more integrated appearance.

Avenue 6 fixture by Focal Point

6" x 48" Panz utility panel with C116D perforation


30" x 60" HALCYON CLIMAPLUS  
field panels, 6" x 12"  
perforated LOGIX connector  
panels, CENTRICITEE DXT  
suspension system


# Logix™ Linear

## Channels Uninterrupted by Tees

The LOGIX™ Linear system positions channels between main tees, allowing you to enliven your design with continuous, functional bands. Main tees on each side of a channel are joined with attractive metal LOGIX connector panels, perforated or solid, that introduce additional visual interest and provide a great location for sprinkler heads, PA speakers and air return.

When perforated, metal connector brackets provide an ideal location for air return.





30" x 60" HALCYON *CLIMAPLUS*  
field panels, 6" x 12"  
perforated LOGIX connector  
panels, CENTRICITEE DXT  
suspension system

## Logix Integrated Ceiling Systems

The field is fitted with fine-textured HALCYON *CLIMAPLUS* fiberglass panels in a range of standard and large sizes. Choose from three suspension systems including FINELINE DXF. Several manufacturers offer light fixtures, HVAC diffusers and sprinkler solutions designed to integrate with LOGIX ceilings. Visit [USGDesignStudio.com](http://USGDesignStudio.com) for details.



LOGIX Linear Channels Transform Utilities into a Dramatic Design Element.

# Logix Linear Modules

## Channels Uninterrupted by Tees

30" x 27" Field Panel 6" x 12" Logix Connector Panel		Logix Linear Selector			
		CENTRICITEE DXT FL Edge	FINELINE DXF FL Edge	FINELINE DXF CEL Edge	
		System with HALCYON Field Panel	LL06H030027DXT	LL06H030027DXF	
		System with PANZ Field Panel	LL06P030027DXT	LL06P030027DXF	
		System with CELEBRATION Field Panel			LL06C030027DXF
20" x 54" Field Panel 6" x 12" Logix Connector Panel		Logix Linear Selector			
		CENTRICITEE DXT FL Edge	FINELINE DXF FL Edge	FINELINE DXF CEL Edge	
		System with HALCYON Field Panel	LL06H020054DXT	LL06H020054DXF	
		System with PANZ Field Panel	LL06P020054DXT	LL06P020054DXF	
		System with CELEBRATION Field Panel			LL06C020054DXF
30" x 54" Field Panel 6" x 12" Logix Connector Panel		Logix Linear Selector			
		CENTRICITEE DXT FL Edge	FINELINE DXF FL Edge	FINELINE DXF CEL Edge	
		System with HALCYON Field Panel	LL06H030054DXT	LL06H030054DXF	
		System with PANZ Field Panel	LL06P030054DXT	LL06P030054DXF	
		System with CELEBRATION Field Panel			LL06C030054DXF

# Logix Basic Modules

## Channels Intersect Tees

Visit [USGDesignStudio.com](http://USGDesignStudio.com)

web-based design tool with BIM 3-D modeling, specification generators and integrated product and system selectors

Listed by Module Size

### 4' x 4' Module

21" x 24" Field Panel 6" x 48" Utility Panel	CENTRICITEE DXT FL Edge	DX/DXL SQ Edge	SL Edge	FINELINE DXF FL Edge
HALCYON Field Panel	98195			98195
HALCYON Channel Panel	98198			98198
PANZ Channel Panel (Smooth)	256820			256820
PANZ Channel Panel (C116 Perf.)	257176			257176
PANZ Channel Panel (C116D Perf.)	256471			256471
Main Tee	DXT24/26			DXF144/21
Cross Tee 1	DXT422/424			DXF21
Cross Tee 2	DXT21			DXF429N
Cross Tee 3	—			DXF429S

Ceiling Schematic	Ceiling Plan

### 4' x 4' Module

24" x 42" Field Panel 6" x 48" Utility Panel	CENTRICITEE DXT FL Edge	DX/DXL SQ Edge	SL Edge	FINELINE DXF FL Edge
HALCYON Field Panel	98196			98196
HALCYON Channel Panel	98198			98198
PANZ Channel Panel (Smooth)	256820			256820
PANZ Channel Panel (C116 Perf.)	257176			257176
PANZ Channel Panel (C116D Perf.)	256471			256471
Main Tee	DXT24/26			DXF144/42
Cross Tee 1	DXT422/424			DXF42
Cross Tee 2	DXT42			DXF429S

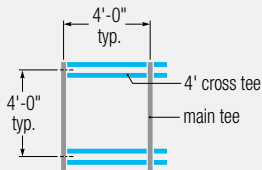

Ceiling Schematic	Ceiling Plan

# Logix Basic Modules

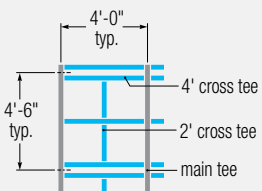
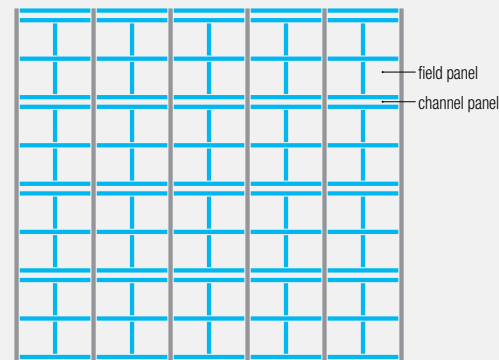
## Channels Intersect Tees

Listed by Module Size

### 4' x 4' Module

42" x 48" Field Panel 6" x 48" Utility Panel	CENTRICITEE DXT FL Edge	DX/DXL SQ Edge	SL Edge	FINELINE DXF FL Edge
HALCYON Field Panel	98343			98343
HALCYON Channel Panel	98198			98198
PANZ Channel Panel (Smooth)	256820			256820
PANZ Channel Panel (C116 Perf.)	257176			257176
PANZ Channel Panel (C116D Perf.)	256471			256471
Main Tee	DXT24/26			DXF144/42
Cross Tee 1	DXT422/424			DXF429
Ceiling Schematic 	Ceiling Plan			

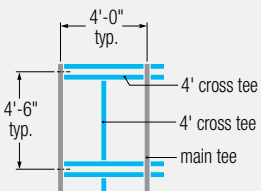
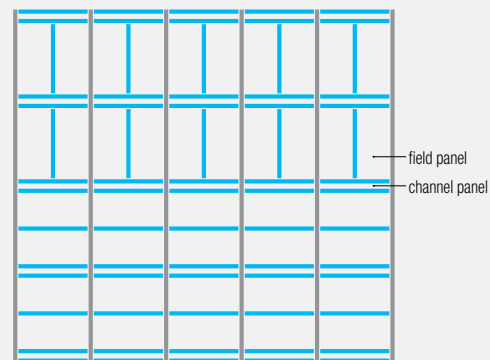
### 4'6" x 4' Module

24" x 24" Field Panel 6" x 48" Utility Panel	CENTRICITEE DXT FL Edge	DX/DXL SQ Edge	SL Edge	FINELINE DXF FL Edge
HALCYON Field Panel	98225	98221	98223	98225
HALCYON Channel Panel	98198	97227	99271	98198
PANZ Channel Panel (Smooth)	256820	256768	256819	256820
PANZ Channel Panel (C116 Perf.)	257176	256821	257175	257176
PANZ Channel Panel (C116D Perf.)	256471	256546	256545	256471
Main Tee	DXT24/26	DX/DXL24/26	DX/DXL24/26	DXF108/24
Cross Tee 1	DXT422/424	DX/DXL422/424	DX/DXL422/424	DXF229
Cross Tee 2	DXT222	DX/DXL216	DX/DXL216	DXF429N
Cross Tee 3	—	—	—	DXF429S
Ceiling Schematic 	Ceiling Plan			

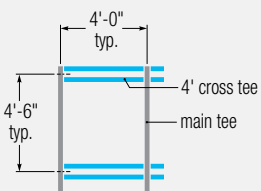
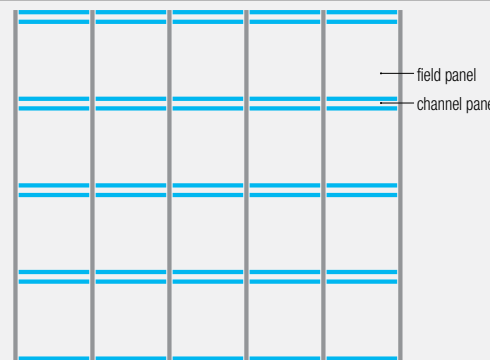


Listed by Module Size

**4'6" x 4' Module**

<b>24" x 48" Field Panel</b> <b>6" x 48" Utility Panel</b>	CENTRICITEE DXT FL Edge	DX/DXL SQ Edge	SL Edge	FINELINE DXF FL Edge
HALCYON Field Panel	98245	98241	98243	98245
HALCYON Channel Panel	98198	97227	99271	98198
PANZ Channel Panel (Smooth)	256820	256768	256819	256820
PANZ Channel Panel (C116 Perf.)	257176	256821	257175	257176
PANZ Channel Panel (C116D Perf.)	256471	256546	256545	256471
Main Tee	DXT24/26	DX/DXL24/26	DX/DXL24/26	DXF108/48
Cross Tee 1	DXT422/424	DX/DXL422/424	DX/DXL422/424	DXF429
Cross Tee 2	—	—	—	DXF429S*
Ceiling Schematic 	Ceiling Plan			

**4'6" x 4' Module**

<b>48" x 48" Field Panel</b> <b>6" x 48" Utility Panel</b>	CENTRICITEE DXT FL Edge	DX/DXL SQ Edge	SL Edge	FINELINE DXF FL Edge
HALCYON Field Panel	98445	98441	98443	98445
HALCYON Channel Panel	98198	97227	99271	98198
PANZ Channel Panel (Smooth)	256820	256768	256819	256820
PANZ Channel Panel (C116 Perf.)	257176	256821	257175	257176
PANZ Channel Panel (C116D Perf.)	256471	256546	256545	256471
Main Tee	DXT24/26	DX/DXL24/26	DX/DXL24/26	DXF108/48
Cross Tee 1	DXT422/424	DX/DXL422/424	DX/DXL422/424	DXF429
Ceiling Schematic 	Ceiling Plan			

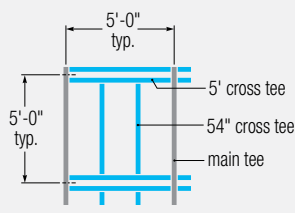
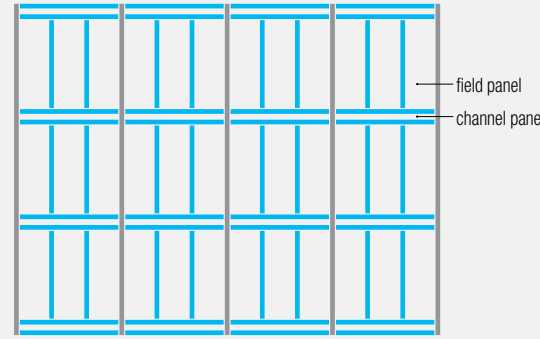
# Logix Basic Modules

## Channels Intersect Tees

Listed by Module Size

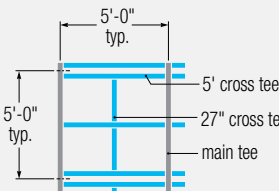



HALCYON CLIMAPLUS field and channel panel with FINELINE DXF suspension and Amerlux light fixture

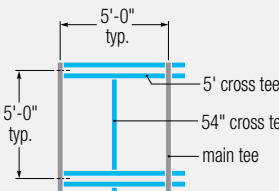

5' x 5' Module	20" x 54" Field Panel 6" x 60" Utility Panel	CENTRICITEE DXT			FINELINE DXF FL Edge
		FL Edge	DX/DXL SQ Edge	SL Edge	
	HALCYON Field Panel	98360			98340
	HALCYON Channel Panel	98199			98199
	PANZ Channel Panel (Smooth)	258036			258036
	PANZ Channel Panel (C116 Perf.)	258894			258894
	PANZ Channel Panel (C116D Perf.)	259008			259008
	Main Tee	DXT24/26			DXF120/54
	Cross Tee 1	DXT524			DXF54
	Cross Tee 2	DXT54			DXF529SS
	Cross Tee 3	—			
	Stabilizer Bar	CC 15 20			CC 15 20
	Ceiling Schematic 	Ceiling Plan 			

Listed by Module Size

**5' x 5' Module**

<b>27" x 30" Field Panel 6" x 60" Utility Panel</b>	CENTRICITEE DXT FL Edge	DX/DXL SQ Edge	SL Edge	FINELINE DXF FL Edge
HALCYON Field Panel	97333			97333
HALCYON Channel Panel	98199			98199
PANZ Channel Panel (Smooth)	258036			258036
PANZ Channel Panel (C116 Perf.)	258894			258894
PANZ Channel Panel (C116D Perf.)	259008			259008
Main Tee	DXT24/26			DXF120/27
Cross Tee 1	DXT524			DXF27
Cross Tee 2	DXT27			DXF529N
Cross Tee 3	—			DXF529S
Ceiling Schematic 	Ceiling Plan			field panel channel panel

**5' x 5' Module**

<b>30" x 54" Field Panel 6" x 60" Utility Panel</b>	CENTRICITEE DXT FL Edge	DX/DXL SQ Edge	SL Edge	FINELINE DXF FL Edge
HALCYON Field Panel	98359			98359
HALCYON Channel Panel	98199			98199
PANZ Channel Panel (Smooth)	258036			258036
PANZ Channel Panel (C116 Perf.)	258894			258894
PANZ Channel Panel (C116D Perf.)	259008			259008
Main Tee	DXT24/26			DXF120/54
Cross Tee 1	DXT524			DXF54
Cross Tee 2	DXT54			DXF529S
Stabilizer Bar	CC 15 30			CC 15 30
Ceiling Schematic 	Ceiling Plan			field panel channel panel

# Logix Basic Modules

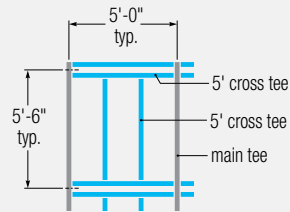
## Channels Intersect Tees

Listed by Module Size


**5'6" x 5' Module**

<b>20" x 60" Field Panel</b> <b>6" x 60" Utility Panel</b>	CENTRICITEE DXT FL Edge	DX/DXL SQ Edge	SL Edge	FINELINE DXF FL Edge
HALCYON Field Panel	98194	98261	99267	98194
HALCYON Channel Panel	98198	97228	99272	98198
PANZ Channel Panel (Smooth)	258036	257586	257972	258036
PANZ Channel Panel (C116 Perf.)	258894	258037	258845	258894
PANZ Channel Panel (C116D Perf.)	259008	258929	259007	259008
Main Tee	DXT24/26	DX/DXL24/26	DX/DXL24/26	DXF132/60
Cross Tee 1	DXT524	DX/DXL524	DX/DXL524	DXF529
Cross Tee 2	—	—	—	DXF529SS
Stabilizer Bar	CC 15 20	—	—	CC 15 20

Ceiling Schematic



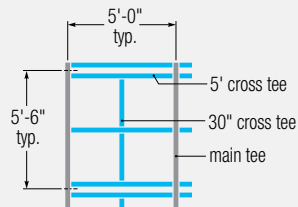
Ceiling Plan




**5'6" x 5' Module**

<b>30" x 30" Field Panel</b> <b>6" x 60" Utility Panel</b>	CENTRICITEE DXT FL Edge	DX/DXL SQ Edge	SL Edge	FINELINE DXF FL Edge
HALCYON Field Panel	98335	98331	98333	98335
HALCYON Channel Panel	98199	97228	99272	98199
PANZ Channel Panel (Smooth)	258036	257586	257972	258036
PANZ Channel Panel (C116 Perf.)	258894	258037	258845	258894
PANZ Channel Panel (C116D Perf.)	259008	258929	259007	259008
Main Tee	DXT24/26	DX/DXL24/26	DX/DXL24/26	DXF132/30
Cross Tee 1	DXT524	DX/DXL524	DX/DXL524	DXF30
Cross Tee 2	DXT30	DX30	DX30	DXF529S

Ceiling Schematic

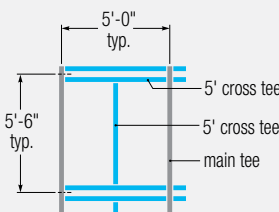



Ceiling Plan

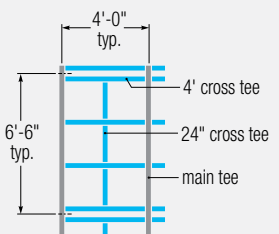
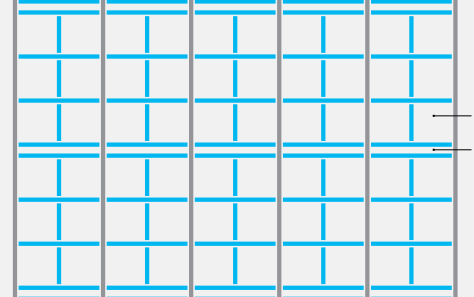


Listed by Module Size

**5'6" x 5' Module**

<b>30" x 60" Field Panel</b> <b>6" x 60" Utility Panel</b>	CENTRICITEE DXT FL Edge	DX/DXL SQ Edge	SL Edge	FINELINE DXF FL Edge
HALCYON Field Panel	98336	97266	99270	98336
HALCYON Channel Panel	98199	97228	99272	98199
PANZ Channel Panel (Smooth)	258036	257586	257972	258036
PANZ Channel Panel (C116 Perf.)	258894	258037	258845	258894
PANZ Channel Panel (C116D Perf.)	259008	258929	259007	259008
Main Tee	DXT24/26	DX/DXL24/26	DX/DXL24/26	DXF132/60
Cross Tee 1	DXT524	DX/DXL524	DX/DXL524	DXF529
Cross Tee 2	—	—	—	DXF529S
Stabilizer Bar	CC 15 30	—	—	CC 15 30
Ceiling Schematic 	Ceiling Plan 			

**6'6" x 4' Module**

<b>24" x 24" Field Panel</b> <b>6" x 48" Utility Panel</b>	CENTRICITEE DXT FL Edge	DX/DXL SQ Edge	SL Edge	FINELINE DXF FL Edge
HALCYON Field Panel	98225	98221	98223	98225
HALCYON Channel Panel	98198	97227	99271	98198
PANZ Channel Panel (Smooth)	256820	256768	256819	256820
PANZ Channel Panel (C116 Perf.)	257176	256821	257175	257176
PANZ Channel Panel (C116D Perf.)	256471	256546	256545	256471
Main Tee	DXT24/26	DX/DXL24/26	DX/DXL24/26	DXF78/24
Cross Tee 1	DXT422/424	DX/DXL422/424	DX/DXL422/424	DXF229
Cross Tee 2	DXT222	DX/DXL216	DX/DXL216	DXF429N
Cross Tee 3	—	—	—	DXF429S
Ceiling Schematic 	Ceiling Plan 			

# Logix Basic Modules

## Channels Intersect Tees

Listed by Module Size

### 6'6" x 4' Module

<b>24" x 72" Field Panel</b> <b>6" x 48" Utility Panel</b>	CENTRICITEE DXT FL Edge	DX/DXL SQ Edge	SL Edge	FINELINE DXF FL Edge
HALCYON Field Panel	98348	97262	99268	98348
HALCYON Channel Panel	98198	97227	99271	98198
PANZ Channel Panel (Smooth)	256820	256768	256819	256820
PANZ Channel Panel (C116 Perf.)	257176	256821	257175	257176
PANZ Channel Panel (C116D Perf.)	256471	256546	256545	256471
Main Tee	DXT24/26	DX/DXL24/26	DX/DXL24/26	DXF78/72
Cross Tee 1	DXT424	DX/DXL424	DX/DXL424	DXF629
Cross Tee 2	DXT624	DX624	DX624	DXF429S
Stabilizer Bar	CC 15 24	—	—	CC 15 24

Ceiling Schematic	Ceiling Plan	
-------------------	--------------	--

### 8' x 5' Module

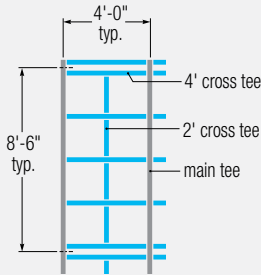
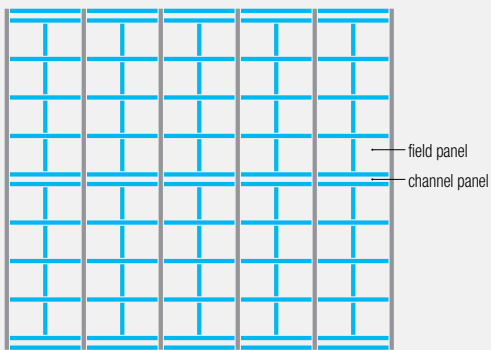
<b>30" x 30" Field Panel</b> <b>6" x 60" Utility Panel</b>	CENTRICITEE DXT FL Edge	DX/DXL SQ Edge	SL Edge	FINELINE DXF FL Edge
HALCYON Field Panel	98335	98331	98333	98335
HALCYON Channel Panel	98199	97228	99272	98199
PANZ Channel Panel (Smooth)	258036	257586	257972	258036
PANZ Channel Panel (C116 Perf.)	258894	258037	258845	258894
PANZ Channel Panel (C116D Perf.)	259008	258929	259007	259008
Main Tee	DXT24/26	DX/DXL24/26	DX/DXL24/26	DXF96/30
Cross Tee 1	DXT524	DX/DXL524	DX/DXL524	DXF30
Cross Tee 2	DXT30	DX30	DX30	DXF529N
Cross Tee 3	—	—	—	DXF529S

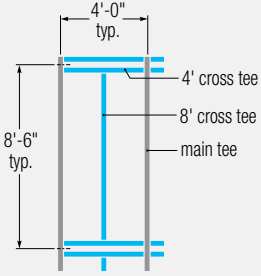
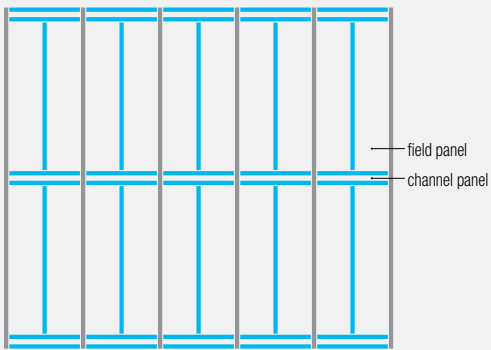
Ceiling Schematic	Ceiling Plan	
-------------------	--------------	--

Listed by Module Size

**8'6" x 4' Module**

<b>24" x 24" Field Panel</b> <b>6" x 48" Utility Panel</b>	CENTRICITEE DXT FL Edge	DX/DXL SQ Edge	SL Edge	FINELINE DXF FL Edge
HALCYON Field Panel	98225	98221	98223	98225
HALCYON Channel Panel	98198	97227	99271	98198
PANZ Channel Panel (Smooth)	256820	256768	256819	256820
PANZ Channel Panel (C116 Perf.)	257176	256821	257175	257176
PANZ Channel Panel (C116D Perf.)	256471	256546	256545	256471
Main Tee	DXT24/26	DX/DXL24/26	DX/DXL24/26	DXF102/24
Cross Tee 1	DXT422/424	DX/DXL422/424	DX/DXL422/424	DXF229
Cross Tee 2	DXT222	DX/DXL216	DX/DXL216	DXF429N
Cross Tee 3	—	—	—	DXF429S
Ceiling Schematic 	Ceiling Plan 			

**8'6" x 4' Module**

<b>24" x 96" Field Panel</b> <b>6" x 48" Utility Panel</b>	CENTRICITEE DXT FL Edge	DX/DXL SQ Edge	SL Edge	FINELINE DXF FL Edge
HALCYON Field Panel	98197	97263	99269	98197
HALCYON Channel Panel	98198	97227	99271	98198
PANZ Channel Panel (Smooth)	256820	256768	256819	256820
PANZ Channel Panel (C116 Perf.)	257176	256821	257175	257176
PANZ Channel Panel (C116D Perf.)	256471	256546	256545	256471
Main Tee	DXT24/26	DX/DXL24/26	DX/DXL24/26	DXF102/96
Cross Tee 1	DXT422/424	DX/DXL422/424	DX/DXL422/424	DXF829
Cross Tee 2	DXT824	DX824	DX824	DXF429S
Stabilizer Bar				CC1524
Ceiling Schematic 	Ceiling Plan 			

# Logix Basic Modules

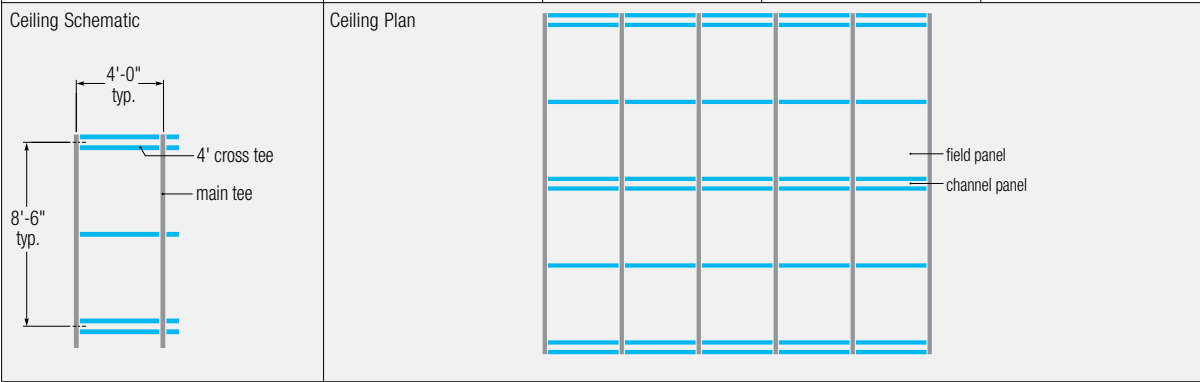
## Channels Intersect Tees

Listed by Module Size



HALCYON CLIMAPLUS field and PANZ solid channel panel with FINELINE DXF suspension and Focal Point avenue 6 light fixture

8'6" x 4' Module	48" x 48" Field Panel 6" x 48" Utility Panel	CENTRICITEE DXT FL Edge		DX/DXL SQ Edge	SL Edge	FINELINE DXF FL Edge
		HALCYON Field Panel	98445	98441	98443	98445
HALCYON Channel Panel	98198	97227	99271	98198	98198	
PANZ Channel Panel (Smooth)	256820	256768	256819	256820	256820	
PANZ Channel Panel (C116 Perf.)	257176	256821	257175	257176	257176	
PANZ Channel Panel (C116D Perf.)	256471	256546	256545	256471	256471	
Main Tee	DXT24/26	DX/DXL24/26	DX/DXL24/26	DXF102/48		
Cross Tee 1	DXT422/424	DX/DXL422/424	DX/DXL422/424	DXF429		
Cross Tee 2	—	—	—			

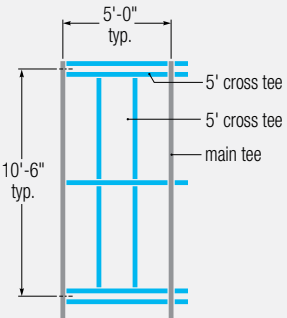
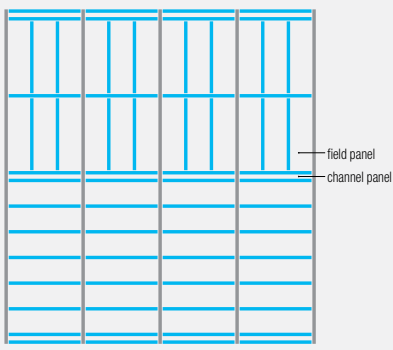




Visit [USGDesignStudio.com](http://USGDesignStudio.com)  
 web-based design tool with BIM 3-D modeling, specification  
 generators and integrated product and system selectors

Listed by Module Size



























































**10'6" x 5' Module**




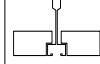
<b>20" x 60" Field Panel 6" x 60" Utility Panel</b>	CENTRICITEE DXT FL Edge	DX/DXL SQ Edge	SL Edge	FINELINE DXF FL Edge
HALCYON Field Panel	98194	98261	99267	98194
HALCYON Channel Panel	98199	97228	99272	98199
PANZ Channel Panel (Smooth)	258036	257586	257972	258036
PANZ Channel Panel (C116 Perf.)	258894	258037	258845	258894
PANZ Channel Panel (C116D Perf.)	259008	258929	259007	259008
Main Tee	DXT24/26	DX/DXL24/26	DX/DXL24/26	DXF126/60
Cross Tee 1	DXT524	DX/DXL524	DX/DXL524	DXF529
Cross Tee 2	—	—	—	DXF529NN
Cross Tee 3	—	—	—	DXF529SS
Stabilizer Bar	CC 15 20			CC 15 20
Ceiling Schematic 	Ceiling Plan 			

# Logix Panels

**30**  
 Year System Warranty  
 - No visible sag  
 - Mold/mildew protection

**HALCYON CLIMAPLUS**  
 Field Panels

Edge	Panel Size <sup>1</sup>	Class	Item No.	UL Classified		LR <sup>2</sup>	Color	Grid Options	Anti-Mold & Mildew	Recycled Content <sup>3</sup>	Panel Cost	
				NRC Min.	CAC							
												
SQ 	20" x 60" x 1"	Class A	98261	.95		20	.88	White	A		41%	\$\$
	2' x 2' x 1"	Class A	98221	.95		20	.88	White	A		41%	\$\$
	2' x 4' x 1"	Class A	98241	.95		20	.88	White	A		41%	\$\$
	30" x 30" x 1"	Class A	98331	.95		20	.88	White	A		41%	\$\$\$
	30" x 60" x 1"	Class A	97266	.95		20	.88	White	A		41%	\$\$\$
	4' x 4' x 1"	Class A	98441	.95		20	.88	White	A		41%	\$\$\$
SL 	20" x 60" x 1"	Class A	99267	.95		20	.88	White	B		41%	\$\$
	2' x 2' x 1"	Class A	98223	.95		20	.88	White	B		41%	\$\$
	2' x 4' x 1"	Class A	98243	.95		20	.88	White	B		41%	\$\$
	30" x 30" x 1"	Class A	98333	.95		20	.88	White	B		41%	\$\$\$
	30" x 60" x 1"	Class A	99270	.95		20	.88	White	B		41%	\$\$\$
	4' x 4' x 1"	Class A	98443	.95		20	.88	White	B		41%	\$\$\$
FL 	20" x 54" x 1"	Class A	98360	.95		20	.88	White	C,D		41%	\$\$\$
	20" x 60" x 1"	Class A	98194	.95		20	.88	White	C,D		41%	\$\$
	21" x 24" x 1"	Class A	98195	.95		20	.88	White	C,D		41%	\$\$\$
	2' x 2' x 1"	Class A	98225	.95		20	.88	White	C,D		41%	\$\$
	24" x 42" x 1"	Class A	98196	.95		20	.88	White	C,D		41%	\$\$\$
	2' x 4' x 1"	Class A	98245	.95		20	.88	White	C,D		41%	\$\$
	27" x 30" x 1"	Class A	97333	.95		20	.88	White	C,D		41%	\$\$\$
	30" x 30" x 1"	Class A	98335	.95		20	.88	White	C,D		41%	\$\$\$
	30" x 54" x 1"	Class A	98359	.95		20	.88	White	C,D		41%	\$\$\$
	30" x 60" x 1"	Class A	98336	.95		20	.88	White	C,D		41%	\$\$\$
	42" x 48" x 1"	Class A	98343	.95		20	.88	White	C,D		41%	\$\$\$
	4' x 4' x 1"	Class A	98445	.95		20	.88	White	C,D		41%	\$\$\$

A DX®/DXL™	B DX/DXL	C CENTRICITEE™ DXT	D FINELINE® DXF
			





































Grid Profile  
Options

**30**


**Year System Warranty**  
 – No visible sag  
 – Mold/mildew protection





**HALCYON CLIMAPLUS Planks**

**HALCYON CLIMAPLUS Channel Panels**

Edge	Panel Size <sup>1</sup>	Class	Item No.	UL Classified		LR <sup>2</sup>	Color	Grid Options	Anti-Mold & Mildew	Recycled Content <sup>3</sup>	Panel Cost
				NRC Min.	CAC						
											
SQ 	2' x 6' x 3/4"	Class A	<b>97262</b>	.90 	20	.88	White	A		40%	<b>\$\$\$</b>
	2' x 8' x 3/4"	Class A	<b>97263</b>	.90 	20	.88	White	A		40%	<b>\$\$\$</b>
SL 	2' x 6' x 1"	Class A	<b>99268</b>	.95 	20	.88	White	B		41%	<b>\$\$\$</b>
	2' x 8' x 1"	Class A	<b>99269</b>	.95 	20	.88	White	B		41%	<b>\$\$\$</b>
FL 	2' x 6' x 1"	Class A	<b>98348</b>	.95 	20	.88	White	C,D		41%	<b>\$\$\$</b>
	2' x 8' x 1"	Class A	<b>98197</b>	.95 	20	.88	White	C,D		41%	<b>\$\$\$</b>
SQ 	6" x 48" x 1"	Class A	<b>97227</b>	.95 	20	.88	White	A		41%	<b>\$\$\$\$</b>
	6" x 60" x 1"	Class A	<b>97228</b>	.95 	20	.88	White	A		41%	<b>\$\$\$\$</b>
SL 	6" x 48" x 1"	Class A	<b>99271</b>	.95 	20	.88	White	B		41%	<b>\$\$\$\$</b>
	6" x 60" x 1"	Class A	<b>99272</b>	.95 	20	.88	White	B		41%	<b>\$\$\$\$</b>
FL 	6" x 48" x 1"	Class A	<b>98198</b>	.95 	20	.88	White	C,D		41%	<b>\$\$\$\$</b>
	6" x 60" x 1"	Class A	<b>98199</b>	.95 	20	.88	White	C,D		41%	<b>\$\$\$\$</b>

**Legend**

 **CLIMAPLUS Inherent Performance<sup>4</sup>**  
 Fiberglass substrate is inherently resistant to the growth of mold, mildew and bacteria.

A	B	C	D
DX/DXL	DX/DXL	CENTRICTEE DXT	FINELINE DXF
			

**Grid Profile Options**

# Logix Channel Interface Options

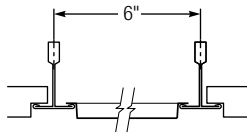
## Channel Section

Visit [USGDesignStudio.com](http://USGDesignStudio.com)  
for complete details on compatible  
utility options and documentation

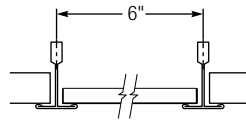
### LOGIX Basic

**Acoustical Field Panel: HALCYON CLIMAPLUS**  
**Metal Utility Panel: PANZ or CELEBRATION Panel, 6" Wide x 48" or 60" Long**

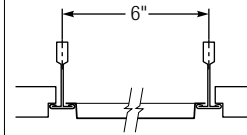
Channel Panel: PANZ  
Suspension: DX/DXL  
Edge: USL



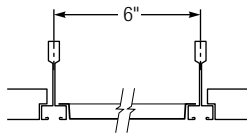
Channel Panel: PANZ  
Suspension: DX/DXL  
Edge: USQ



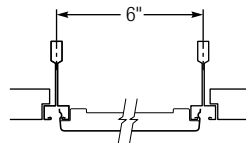
Channel Panel: PANZ  
Suspension: FINELINE DXF  
Edge: UFL



Channel Panel: PANZ  
Suspension: FINELINE DXF  
Edge: UFL

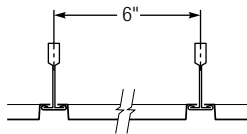


Channel Panel: CELEBRATION  
Suspension: FINELINE DXF  
Edge: CEL

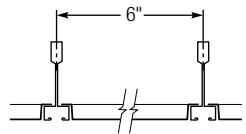


**Metal Field Panel: PANZ or CELEBRATION**  
**Metal Channel Panel: PANZ or CELEBRATION Panel, 6" Wide x 48" or 60" Long**

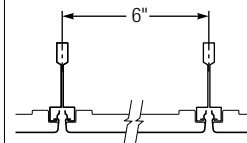
Field and Channel Panel: PANZ  
Suspension: CENTRICITEE DXT  
Edge: UFL



Field and Channel Panel: PANZ  
Suspension: FINELINE DXF  
Edge: UFL



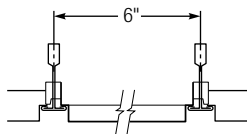
Field and Channel Panel: CELEBRATION  
Suspension: FINELINE DXF  
Edge: CEL



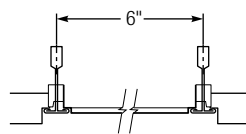
### LOGIX Linear

**6" Wide Uninterrupted Channel Accommodates 48" or 60" Light Fixtures**  
**or HVAC Linear Diffusers with a 12" or 24" Logix Connector Panel**

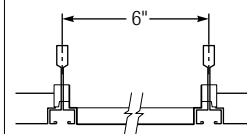
Connector Panel: PANZ  
Suspension: CENTRICITEE DXT  
Edge: UFL



Connector Panel: PANZ  
Suspension: CENTRICITEE DXT  
Edge: UFM



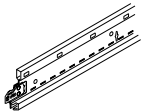
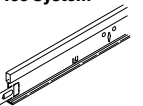
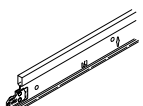
Connector Panel: PANZ  
Suspension: FINELINE DXF  
Edge: UFL



# Logix Suspension Systems

		ASTM Class	Length	Height	Item No.	Class	Seismic Zones		Down Seismic Solutions	Rated Load <sup>5,6</sup>			
							UBC	IBC	Categories D, E, F Alternate Method	4' Hanger Spacing	5' Hanger Spacing	6' Hanger Spacing	
<b>DX/DXL 15/16" Tee System</b> 	<b>Main Tee</b>	Intermediate Duty	12'	1-1/2"	<b>DX/DXL24</b>		0-4	A-C		12 lbs./LF	6.1 lbs./LF	3.6 lbs./LF	
		Heavy Duty	12'	1.64"	<b>DX/DXL26</b>		0-4	A-F		16 lbs./LF	7.3 lbs./LF	4.9 lbs./LF	
	<b>Cross Tee 1"</b>		2'	1"	<b>DX/DXL216</b>		0-4	A-F					
	<b>Cross Tee 1-1/2"</b>			30"	1-1/2"	<b>DX30</b>	Class A	0-4	A-F				
				4'	1-1/2"	<b>DX/DXL424</b>		0-4	A-F				
						<b>DX/DXL422</b>	Class A	0-4	A-F				
				5'	1-1/2"	<b>DX/DXL524</b>		0-4	A-F				
				6'	1-1/2"	<b>DX624</b>	Class A	0-4	A-F				
			8'	1-1/2"	<b>DX824</b>	Class A	0-4	A-F					
	<b>FINELINE DXF 9/16" Tee System with 1/4" Reveal</b> 	<b>Main Tee</b>	Intermediate Duty	6-1/2'	1-25/32"	<b>DXF78/24</b>	Class A	0-4	A-C		12 lbs./LF	6.1 lbs./LF	3.6 lbs./LF
<b>DXF78/72</b>						Class A	0-4	A-C		12 lbs./LF	6.1 lbs./LF	3.6 lbs./LF	
8'				1-25/32"	<b>DXF96/30</b>	Class A	0-4	A-C		12 lbs./LF	6.1 lbs./LF	3.6 lbs./LF	
					<b>DXF102/96</b>	Class A	0-4	A-C		12 lbs./LF	6.1 lbs./LF	3.6 lbs./LF	
					<b>DXF102/48</b>	Class A	0-4	A-C		12 lbs./LF	6.1 lbs./LF	3.6 lbs./LF	
8-1/2'				1-25/32"	<b>DXF102/24</b>	Class A	0-4	A-C		12 lbs./LF	6.1 lbs./LF	3.6 lbs./LF	
					<b>DXF108/24</b>	Class A	0-4	A-C		12 lbs./LF	6.1 lbs./LF	3.6 lbs./LF	
					<b>DXF108/42</b>	Class A	0-4	A-C		12 lbs./LF	6.1 lbs./LF	3.6 lbs./LF	
9'				1-25/32"	<b>DXF120/27</b>	Class A	0-4	A-C		12 lbs./LF	6.1 lbs./LF	3.6 lbs./LF	
					<b>DXF120/54</b>	Class A	0-4	A-C		12 lbs./LF	6.1 lbs./LF	3.6 lbs./LF	
10-1/2'				1-25/32"	<b>DXF126/60</b>	Class A	0-4	A-C		12 lbs./LF	6.1 lbs./LF	3.6 lbs./LF	
11'				1-25/32"	<b>DXF132/30</b>	Class A	0-4	A-C		12 lbs./LF	6.1 lbs./LF	3.6 lbs./LF	
					<b>DXF132/60</b>	Class A	0-4	A-C		12 lbs./LF	6.1 lbs./LF	3.6 lbs./LF	
12'				1-25/32"	<b>DXF144/21</b>	Class A	0-4	A-C		12 lbs./LF	6.1 lbs./LF	3.6 lbs./LF	
	<b>DXF144/42</b>	Class A	0-4		A-C		12 lbs./LF	6.1 lbs./LF	3.6 lbs./LF				

# Logix Suspension Systems

	ASTM Class	Length	Height	Item No.	Class	Seismic Zones		Down Seismic Solutions	Rated Load <sup>5,6</sup>		
						UBC	IBC	Categories D, E, F Alternate Method	4' Hanger Spacing	5' Hanger Spacing	6' Hanger Spacing
							☉	Ⓜ			
 <b>Cross Tee</b>		21"	1-25/32"	<b>DXF21</b>	Class A	0-4	A-C				
		2'	1-25/32"	<b>DXF229</b>	Class A	0-4	A-C				
		27"	1-25/32"	<b>DXF27</b>	Class A	0-4	A-C				
		30"	1-25/32"	<b>DXF30</b>	Class A	0-4	A-C				
		42"	1-25/32"	<b>DXF42</b>	Class A	0-4	A-C				
		4'	1-25/32"	<b>DXF429</b>	Class A	0-4	A-C				
				<b>DXF429N</b>	Class A	0-4	A-C				
				<b>DXF429S</b>	Class A	0-4	A-C				
		54"	1-25/32"	<b>DXF54</b>	Class A	0-4	A-C				
		5'	1-25/32"	<b>DXF529</b>	Class A	0-4	A-C				
				<b>DXF529N</b>	Class A	0-4	A-C				
				<b>DXF529S</b>	Class A	0-4	A-C				
				<b>DXF529NN</b>	Class A	0-4	A-C				
				<b>DXF529SS</b>	Class A	0-4	A-C				
	6'	1-25/32"	<b>DXF629</b>	Class A	0-4	A-C					
	8'	1-25/32"	<b>DXF829</b>	Class A	0-4	A-C					
 <b>Main Tee</b> <b>CENTRICITEE DXT 9/16" Tee System</b>	Intermediate Duty	12'	1-1/2"	<b>DXT24</b>	Class A	0-4	A-C		12 lbs./LF	6.6 lbs./LF	
				<b>UCDXT24'</b>	Class A	0-4	A-C		12 lbs./LF	6.6 lbs./LF	
				<b>UCDXT26'</b>	Class A	0-4	A-C		12 lbs./LF	6.6 lbs./LF	
	Heavy Duty	12'	1-1/2"	<b>DXT26</b>	Class A	0-4	A-F		16 lbs./LF	7.3 lbs./LF	
 <b>Cross Tee</b>		21"	1-1/2"	<b>DXT2122</b>	Class A	0-4	A-F				
		2'	1-1/2"	<b>DXT222</b>	Class A	0-4	A-F				
				<b>DXLT222</b>	☉	0-4	A-F				

	ASTM Class	Length	Height	Item No.	Class	Seismic Zones		Down Seismic Solutions	Rated Load <sup>5,6</sup>			
						UBC	IBC	Categories D, E, F Alternate Method	4' Hanger Spacing	5' Hanger Spacing	6' Hanger Spacing	
<b>CENTRICITEE DXT 9/16" Tee System</b> (continued)	<b>Cross Tee</b>	27"	1-1/2"	<b>DXT2722</b>	Class A	0-4	A-F					
		42"	1-1/2"	<b>DXT4224</b>	Class A	0-4	A-F					
		4'	1-1/2"	<b>DXT422</b>	Class A	0-4	A-F					
				<b>DXT424</b>	Class A	0-4	A-F					
				<b>DXT424</b>	Class A	0-4	A-F					
		54"	1-1/2"	<b>DXT5424</b>	Class A	0-4	A-F					
		5'	1-1/2"	<b>DXT524</b>	Class A	0-4	A-F					
		6'	1-1/2"	<b>DXT624</b>	Class A	0-4	A-F					
		8'	1-1/2"	<b>DXT824</b>	Class A	0-4	A-F					

Accessories		Length	Item No.
	<b>Strut Stabilizer</b>	20"	<b>CC1520</b>
		30"	<b>CC1530</b>
	<b>Stabilizer Bar</b>	2'	<b>SB24</b>
		4'	<b>SB48</b>
		5'	<b>SB60</b>

**Physical Data/  
Footnotes**

**HALCYON CLIMAPLUS Ceiling Panels:**

ASTM E1264 classification  
Type XII, Form 2, Pattern G

**ASTM E84 surface burning characteristics**

Class A  
Flame spread: 25  
Smoke developed: 50

**Weight**

0.38 lb./sq. ft. (3/4" panels)  
0.47 lb./sq. ft. (1" panels)

**Thermal resistance**

R-3.3 (3/4" panels)  
R-4.4 (1" panels)

**Maximum backloading**

See Warranty for details.

**Maintenance**

Can be cleaned easily with a soft brush or vacuum.

**Suspension Systems:**

**Material**

CENTRICITEE and DX/DXL systems:  
Double-web hot-dipped galvanized steel body; steel cap finished with four-step protective coating.  
FINELINE system: Double-web hot-dipped galvanized steel tee.

**Recycled content**

25%. For details, see the Sustainability selector.

**Installation**

Must be installed in compliance with ASTM C636, CISCA, and standard industry practices.

**ICC Evaluation Service, Inc., Report Compliance**

Suspension systems manufactured by USG Interiors, Inc., have been reviewed and are approved by listing in ICC-ES Evaluation Reports. Evaluation Reports are subject to reexamination, revision and possible cancellation. Please refer to USGDesignStudio.com or 800 USG.4YOU for current reports.

**L.A. Research Report Compliance**

DOWN brand suspension systems manufactured by USG Interiors, Inc., have been reviewed and are approved by listing in one or more of the following L.A. Research Report numbers: 22179, 23451, 24095.

**ASTM C635 Standard for Load Compliance**

Systems described here meet or exceed UL load compliance specifications per ASTM C635. Main tees will not deflect more than 1/8" over a 48" span (or L/360) in Light Duty, Intermediate Duty or Heavy Duty categories.

**Footnotes**

1. Stabilizer bars recommended for panels 5' and longer.
2. LR values are shown as averages.
3. For details, see the Sustainability selector.
4. For details, see *Ceiling Systems Warranties and Limitations (SC2102)* and *CLIMAPLUS Ceilings Certification of Performance (SC2451)*.
5. Load test data shows uniform load in lbs./LF based on simple span tests in accordance with ASTM C635 deflection limit on L/360.
6. For detailing and module loading, request AC3003QRC.
7. Punched 3" o.c.



**Web Site**

[usg.com](http://usg.com)  
[usgdesignstudio.com](http://usgdesignstudio.com)

**Technical Service**

800 USG.4YOU

**Samples/Literature**

888 874.2450

**Samples/Literature E-mail**

[samplit@usg.com](mailto:samplit@usg.com)

**Samples/Literature/Fax**

888 874.2348

**Customer Service**

800 950.3839

**Product Information**

See [usg.com](http://usg.com) for the most up-to-date product information.

**Note**

All products described here may not be available in all geographic markets. Consult your local sales office or representative for information.

**Trademarks**

The following trademarks used herein are owned by USG Interiors, Inc. or related company: LOGIX, USG.

**Patents**

Patents pending.

**Notice**

We shall not be liable for incidental and consequential damages, directly or indirectly sustained, nor for any loss caused by application of these goods not in accordance with

current printed instructions or for other than the intended use. Our liability is expressly limited to replacement of defective goods. Any claim shall be deemed waived unless made in writing to us within thirty (30) days from date it was or reasonably should have been discovered.

**Safety First!**

Follow good safety and industrial hygiene practices during handling and installing of all products and systems. Take necessary precautions and wear the appropriate personal protective equipment as needed. Read material safety data sheets and related literature on products before specification and/or installation.

