



TRANSPARENCIES Luminous Ceiling System

Features and Benefits

- Fully accessible luminous ceiling system provides the aesthetic of sunlit glass block with just a fraction of the weight, cost, and installation time of real glass.
- Panels consist of nine injection-molded 8" x 8" blocks, factory assembled into a 2' x 2' lay-in panel for fast installation and full accessibility.
- Special DOWN® brand CENTRICITEE™ DXT suspension system is texturized to create "mortar joints."
- 8" x 8" highlighters, available in five translucent colors, change the color of an individual block or an entire panel.

Applications

- Accent areas
- Grocery stores
- Libraries
- Retail stores

Call 888.874.2450 for color samples

Highlighters



Red



Green



Yellow



Blue







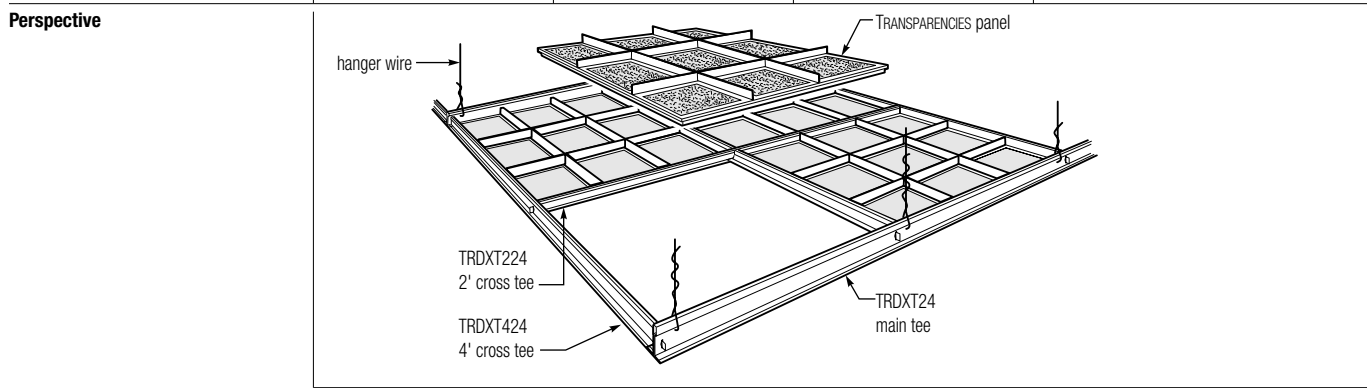
Orange



Product Information				
Materials	Finishes	Typical Sizes	Module Size	Weight
Blocks: 100% acrylic. Grid: Steel.	Panels: Clear Highlighters: Red, Green, Yellow, Blue, and Orange—change color of one block (8" x 8") or the entire panel (2' x 2').	2' x 2'	Full 2' x 2' modules only.	Approximately 1-1/2 lbs. per sq. ft.

Plenum Depth	Plenum depth requirements are generally a function of lamp spacing. The minimum recommended plenum depth for uniform lighting distribution is 18", measured from the bottom of the fluorescent tubes to the bottom of the grid.
Acoustics	If noise reduction is vital, adjacent ceiling, wall, and floor materials should be chosen with consideration of their acoustical properties.
Lighting	Fluorescent strip fixtures should be placed a minimum of 18" above the ceiling and 18" o.c. for best results.
Grid Layout	Each 2' x 2' TRANSPARENCIES panel consists of nine 8" simulated glass block squares spaced 9/16" apart. Center lines of main and cross runner T-bar webs are exactly on module lines.
Code Approval	Permitted for use where Class 1 finish materials are required under the provisions of Chapter 8 (1997) of the Uniform Building Code. The roll-formed grid is Class A and non-combustible. Load limits of the grid exceed those imposed by the TRANSPARENCIES system when installed in accordance with manufacturer instructions.

Patterns	Ice Cube 	Icicle 	Melting Ice 	Crushed Ice 
-----------------	---	---	---	--



Exposed Hanger Solutions
For ceiling islands and other installations with exposed hanger wires, USG offers stainless steel wire and rope wire with a variety of connectors for an attractive alternative to standard 12-gauge wire. See installation guide IC453 for more information.

For More Information	Product literature Data sheet: IC324	Online tools usgdesignstudio.com	Recycled content Contact Technical Service at 800.USG.4YOU.
-----------------------------	--	--	---