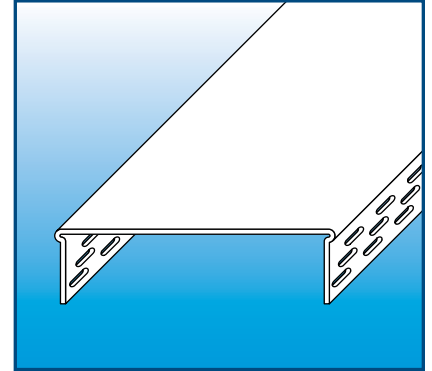


FAST CAP™

- In one easy application you can finish doorways, wall ends, kneewalls, and closets. Fast Cap can be used with 2 X 4 wood or 3 5/8" metal studs.
- Fast Cap eliminates the need for two Corner Beads.
- 4481 is precut for standard closet enclosures, eliminating waste.
- 4 5/8" Fast Cap is designed for wood studs only.
- 4 7/8" Fast Cap can be used with wood or metal studs.

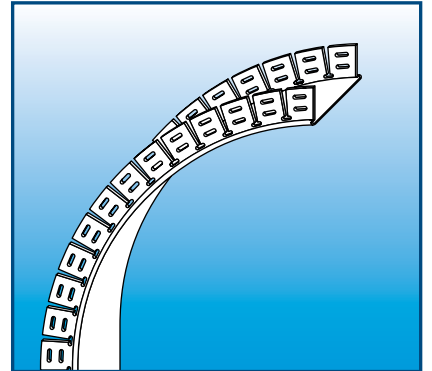
STOCK No.	SIZE	LENGTH	PCS. PER BOX
4481	4 5/8"	81 1/4"	10
4408	4 5/8"	8'	10
4410	4 5/8"	10'	10
4508	4 7/8"	8'	10
4510	4 7/8"	10'	10



ARCHWAY FAST CAP™

- Archway Fast Cap is the ultimate way to finish archways, eliminating drywall, plywood or foam, and two Corner Beads.
- Available in a convenient 18' length to allow you to finish an arched doorway in one piece.
- Flexes easily to most free form curves and arches as small as 15" minimum inside or 28" minimum outside radius.
- 4 5/8" Fast Cap is designed for wood studs only.
- 4 7/8" Fast Cap can be used with wood or metal studs.

STOCK No.	SIZE	LENGTH	PCS. PER BOX
4608	4 5/8"	8'	10
4610	4 5/8"	10'	10
4618	4 5/8"	18'	2
4710	4 7/8"	10'	10



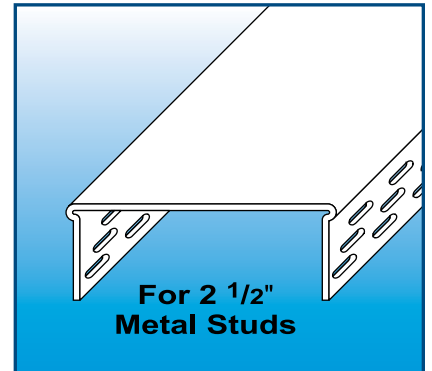
WALL FAST CAP FOR 2 1/2" METAL STUDS

- Same great features as our regular Fast Cap.
- Designed to be used with 2 1/2" metal studs.

STOCK No.	SIZE	LENGTH	PCS. PER BOX
4883	3 1/2"	10'	10
4810	3 3/4"	10'	10

Available in two widths:

- 3 1/2" Fast Cap for 2 1/2" metal stud and 2 pieces of 1/2" drywall
- 3 3/4" Fast Cap for 2 1/2" metal stud and 2 pieces of 5/8" drywall



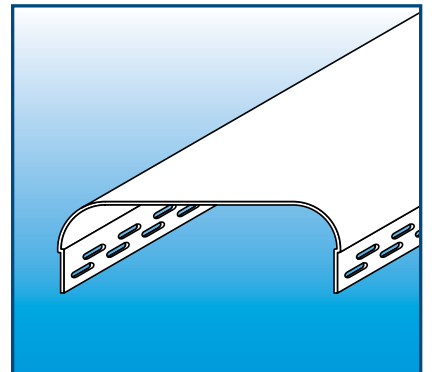
3/4" R. BULLNOSE FAST CAP™

- Same great features as our standard Fast Cap in our 3/4" R. Bullnose style.

Available in two widths:

- 4 5/8" to fit 1 regular stud and 2 pieces of 1/2" drywall.
- 4 7/8" to fit 1 regular stud and 2 pieces of 5/8" drywall.

STOCK No.	SIZE	LENGTH	PCS. PER BOX
7808	4 5/8"	8'	8
7810	4 5/8"	10'	8
7910	4 7/8"	10'	8



3/4" R. BULLNOSE ARCHWAY FAST CAP™

- Bullnose Archway Fast Cap is the labor saving way to finish arches, eliminating drywall and corner beads.

Available in two widths:

- 4 5/8" to fit 1 regular stud and 2 pieces of 1/2" drywall.
- 4 7/8" to fit 1 regular stud and 2 pieces of 5/8" drywall.

STOCK No.	SIZE	LENGTH	PCS. PER BOX
7828	4 5/8"	8'	8
7820	4 5/8"	10'	8
7830	4 7/8"	10'	8

