

# VISIONMOUNT® DESK MOUNTS

## Full-Motion Desk Mounts are as versatile as they are strong

Our full-motion desk mounts are the perfect addition to any office space. These sleek mounts can be clamped to the back of desks up to 2.7" thick or mounted directly into the wire management hole without the use of tools. Mounts feature **adjustable height, independent head and arm tensions** and **integrated cable management channels**. Constructed of extruded aluminum and heavy-gauge steel, mounts are available in black, silver or graphite to complement any monitor.



MD115-G1



« Offers unique ability to clamp onto back of desk or to mount directly into cable management hole



« Independent tensions in arm and head offer easy adjustment without disturbing viewing angle



« Cable management channel neatly and safely routes cables



« Virtual Axis 3D™ technology allows the monitor to move in every direction possible with fluid motion, so it's easy to switch from portrait to landscape






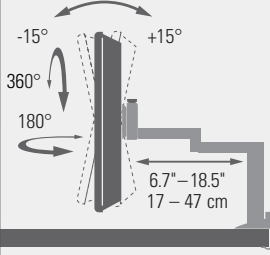
« SmoothLock™ technology provides smooth tilt and swivel motions without loosening




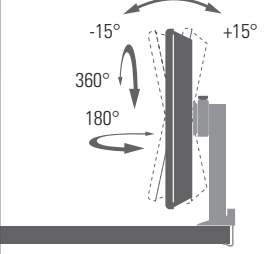





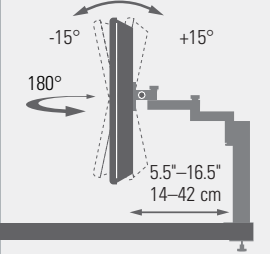
« Adjustment knobs for "set and forget" tension without any tools




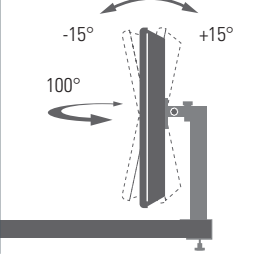


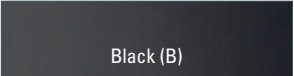
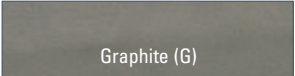
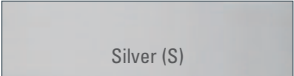
Model MD115-G1 shown

<b>MODEL</b> MD115-G1 	<b>DESCRIPTION</b> Full-motion Desk Mount for LCD computer monitors; Features Virtual Axis™ 3D technology			 
	<b>PRODUCT DIMENSIONS (w x d x h)</b> 11.1" x 6.7"–18.5" x 12.1"–17.2" 28.2 x 17–47 x 30.7–43.7 cm	<b>WEIGHT CAPACITY</b> 35 lbs. 15.8 kg	<b>TV SIZE</b> up to 30"	
	<b>MOUNTING PATTERN</b> VESA 75, VESA 100, VESA 200 x 100, VESA 200 x 200			

<b>MODEL</b> MD103-G1 	<b>DESCRIPTION</b> Full-motion Desk Mount for LCD computer monitors; Features Virtual Axis™ 3D technology			 
	<b>PRODUCT DIMENSIONS (w x d x h)</b> 9.1" x 6.5" x 8.2"–13.2" 23.1 x 16.5 x 20.8–33.5 cm	<b>WEIGHT CAPACITY</b> 35 lbs. 15.8 kg	<b>TV SIZE</b> up to 30"	
	<b>MOUNTING PATTERN</b> VESA 75, VESA 100, VESA 200 x 100, VESA 200 x 200			

<b>MODELS</b> SD115-B1 SD115-S1 	<b>DESCRIPTION</b> Full-motion Desk Mount for LCD computer monitors; Features SmoothLock™ technology			 
	<b>PRODUCT DIMENSIONS (w x d x h)</b> 8.75" x 5.5"–16.5" x 19.25" 22.25 x 14–42 x 49 cm	<b>WEIGHT CAPACITY</b> 20 lbs. 9.1 kg	<b>TV SIZE</b> up to 24"	
	<b>MOUNTING PATTERN</b> VESA 75, VESA 100			

<b>MODELS</b> SD103-B1 SD103-S1 	<b>DESCRIPTION</b> Full-motion Desk Mount for LCD computer monitors; Features SmoothLock™ technology			 
	<b>PRODUCT DIMENSIONS (w x d x h)</b> 4.5" x 5.5" x 17" 11.4 x 14 x 43.2 cm	<b>WEIGHT CAPACITY</b> 20 lbs. 9.1 kg	<b>TV SIZE</b> up to 24"	
	<b>MOUNTING PATTERN</b> VESA 75, VESA 100			


<b>FINISH OPTIONS</b>			
	Black (B)	Graphite (G)	Silver (S)

Models SD115 & SD103 only


Models MD115 & MD103 only

Models SD115 & SD103 only


# VISIONMOUNT® LARGE CEILING MOUNTS




« Provided LC1A ceiling plate easily attaches to wood joist or solid surface ceilings




« LC1A is a great choice for corner placement or when wall mounting is not possible




« Built-in cable management system routes and conceals cables from ceiling to TV






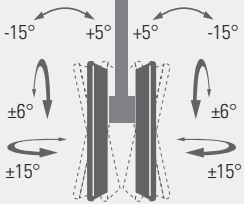
« Choose from a variety of adapters\* for your specific ceiling needs (sold separately)





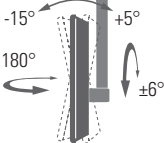












« Solid heavy-gauge steel construction provides strength and rigidity beneath a sleek, black powder-coated finish



« LC1A and LC2A feature Virtual Axis™ technology for easy tilt and swivel motion with the touch of a fingertip

<b>MODEL</b> LC2A-B1  	<b>DESCRIPTION</b> Double-sided Ceiling Mount for large flat-panel TVs Supports two TVs back-to-back			 
	<b>PRODUCT DIMENSIONS</b> 29.5" w x 11.5" d x 46" h 75 x 29.2 x 116.84 cm	<b>WEIGHT CAPACITY</b> 300 lbs. total 136 kg 150 lbs. each mount 68 kg	<b>TV SIZE</b> 37" – 56"	
	<b>MOUNTING PATTERN</b> UNIVERSAL	<b>FEATURE</b> Use with VMA201, VMCC1s and LAS1A (pg. 88) to attach center-channel & side speakers		

<b>MODEL</b> LC1A-B1  	<b>DESCRIPTION</b> Large Ceiling Mount for 30" – 50" LCD and Plasma TVs Comes with ceiling plate			  
	<b>PRODUCT DIMENSIONS</b> 29.5" w x 10.5" d x 46" h 74.9 x 26.7 x 116.8 cm	<b>WEIGHT CAPACITY</b> 175 lbs. 79.4 kg	<b>TV SIZE</b> 37" – 56"	
	<b>MOUNTING PATTERN</b> UNIVERSAL	<b>FEATURE</b> Use with VMA201, VMCC1s and LAS1A (pg. 88) to attach center-channel & side speakers		

*CHOOSE THE ADAPTER APPROPRIATE FOR YOUR CEILING Use with LC2A (above), LC1A (above) or VMPR1 (pg. 93)			
	MODELS	DESCRIPTION	
	VMCA1b	Concrete ceiling adapter	
	VMCA2b	I-beam adapter	
	VMCA3b	Unistrut adapter	
	VMCA4b	Dual-joist adapter	
	VMCA5b	Vaulted ceiling adapter	
			VMCA6s
			NPT column adapter
			VMCA7b
			8" x 8" ceiling adapter
			VMCA8b
			6" x 6" ceiling adapter
			VMCA9b
			Offset fixed ceiling plate adapter
			VMCA10b
			Adjustable extension column adapter

