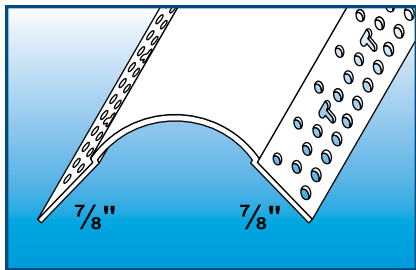


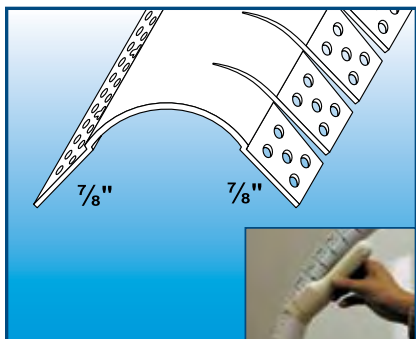
22 1 1/2" Bullnose Beads



1 1/2" R. BULLNOSE OUTSIDE CORNER BEAD

- Features a round and soft, yet prominent look
- Longer mud legs and new hole pattern provide superior strength and durability
- Most complete line of 1 1/2" beads and accessories

STOCK No.	LENGTH	Pcs. PER BOX
7098	8'	30
7099	10'	30
7092	12'	30



1 1/2" R. BULLNOSE ARCHWAY CORNER BEAD

- Create inside & outside arches quickly & easily with our 1 1/2" R. Bullnose Archway Corner Bead.
- Goes from a 18" inside to a 30" outside radius.

STOCK No.	LENGTH	Pcs. PER BOX
7198	8'	30
7199	10'	30

1 1/2" ARCHWAY BULLNOSE FINISHING TOOL

- Finishing archway bullnose has just gotten easier. Use this quality tool with each coat of mud to wipe the radius of 1 1/2" R. Bullnose Archway Corners. The tool cleans off the excess compound while helping to fill the slots with mud as shown to the right.

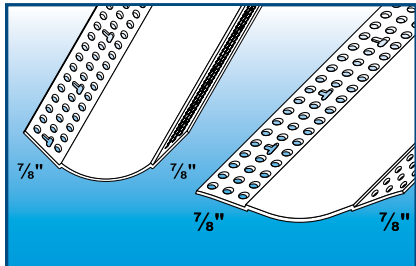
STOCK No.	SIZE	Pcs. PER BOX
0927	1 1/2"	5



1 1/2" R. BULLNOSE SPLOYED CORNER BEAD

- Great for finishing all off angle outside corners
- Gives a softer, more open look

STOCK No.	LENGTH	Pcs. PER BOX
7399	10'	30



1 1/2" R. BULLNOSE INSIDE CORNER BEAD

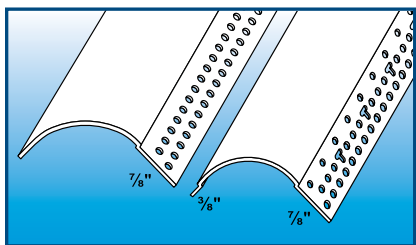
- Inside 90° corner bead
- Round look superior to plain taped corner

STOCK No.	LENGTH	Pcs. PER BOX
7068	8'	30
7066	10'	30
7062	12'	30

1 1/2" R. BULLNOSE INSIDE SPLOYED CORNER BEAD

- Great for finishing all off angle inside corners
- Used to finish off angle walls
- Gives a softer, more open look

STOCK No.	LENGTH	Pcs. PER BOX
7360	10'	30



1 1/2" R. BULLNOSE KERFED CORNER BEAD

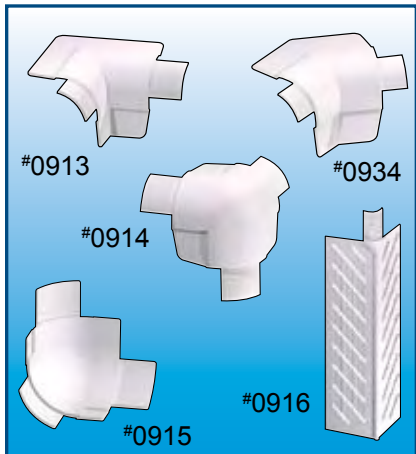
- Rounded Finish

STOCK No.	LENGTH	Pcs. PER BOX
7090	10'	30

1 1/2" R. BULLNOSE TRADITIONAL STYLE KERFED CORNER BEAD

- 3/8" leg which can be inserted into the channel of many preformed doors and window jambs

STOCK No.	LENGTH	Pcs. PER BOX
7090T	10'	30



#0913 - 1 1/2" R. BULLNOSE 2 WAY CORNER

#0914 - 1 1/2" 3 WAY OUTSIDE CORNER

#0915 - 1 1/2" R. BULLNOSE 3 WAY INSIDE CORNER

#0916 - 1 1/2" R. BULL ADAPTER

#0934 - 1 1/2" OFF ANGLE 2 WAY CORNER

- 0913 is designed to finish two 1 1/2" Bullnose Outside Corners meeting at a 90° angle
- 0914 is designed to finish three 1 1/2" Bullnose Outside Corners that adjoin at a 90° angle
- 0915 is designed to finish three 1 1/2" Bullnose Inside Corners that adjoin at a 90° inside angle
- 0916 is designed to adapt a 1 1/2" Bullnose Outside Corner to any square base
- 0934 is designed to finish two 1 1/2" Bullnose Outside Corners meeting at 135°

STOCK No.	Pcs. PER BOX
0913M	10
0913	50
0914M	10
0914	50
0915M	10
0915	50
0916M	10
0916	35
0934M	10
0934	50

U.S. PATENTS # D 431,304,
#6,630,503