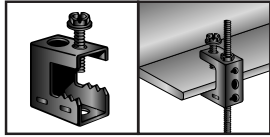


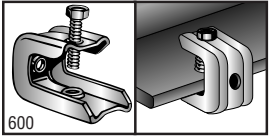
BEAM/PURLIN

- Fast installation; fits beam flange to 1/2"
- Used with 1/4" and 3/8" threaded rod, "S" hooks, conduit hangers, electrical boxes, and #10-24 or 1/4"-20 bridle rings
- Static load capacity: 100lbs



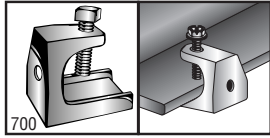
Ramset #	Description	Pkg Qty
500	beam clamp up to 1/2" flange – 1/4" to 3/8" threaded rod	100

- Used with conduit hangers #0 to #5, bridle rings and threaded rod
- Case hardened steel set screw tapped at an angle, locks on beam
- Zinc plated steel or stainless steel



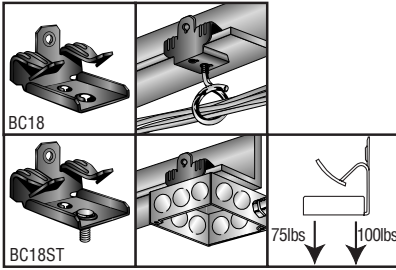
Ramset #	Description	Pkg Qty
600	1/2" universal beam clamp 1/4"-20	50
602	3/4" universal beam clamp – 3/8" bottom only	25
602B	3/4" universal beam clamp 3/8"-16 flange; 3/8" rod	25

- Used with conduit hangers, bridle rings and drop rods, 3/8" to 1/2"
- Tapped for rods bottom and back on all sizes
- Malleable zinc plated steel



Ramset #	Description	Pkg Qty
700	1/2" flange malleable beam clamp for 1/4"-20; tapped bottom and back	50
701	3/4" flange malleable beam clamp for 5/16"-18	25
702	3/4" flange malleable beam clamp for 3/8"-16	25
703	7/8" flange malleable beam clamp for 1/2"-13	25

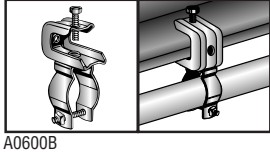
- Can be used to suspend boxes, fixtures and bridle rings to beam flanges 1/8" to 3/4" thick
- Beam clamp with 1.4"-20 x 3/8" staked stud used to suspend box from bottom of beam
- Ultimate static load limit: 75lbs or 100lbs
- Note: static load limits cannot be combined



Ramset #	Description	Pkg Qty
BC18	1/8" to 1/4" flange beam clamp with 1/4"-20 thread	100
BC18ST	1/8" to 1/4" flange with 1/4"-20 x 3/8" staked stud	100
BC516	5/16" to 1/2" flange beam clamp with 1/4"-20 thread	100
BC516ST	5/16" to 1/2" flange with 1/4" to 20 x 3/8" staked stud	100
BC916	9/16" to 3/4" flange beam clamp with 1/4"-20 thread	100

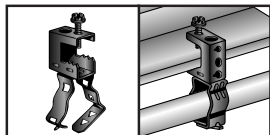
Holding values are for accessories and do not include anchoring method.

- Offered with or without nut and bolt attached
- Zinc plated steel



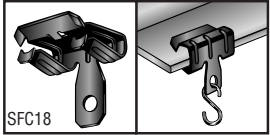
Ramset #	Description	Pkg Qty
A0600B	1/2" EMT, 3/8" to 1/2" Rigid, beam clamp to conduit hanger	100
A1600B	3/4" EMT, 3/4" Rigid, beam clamp to conduit hanger	100
A2600B	1" EMT, 1" Rigid, beam clamp to conduit hanger	100

- Static load capacity: 100lbs vertical, 25lbs horizontal



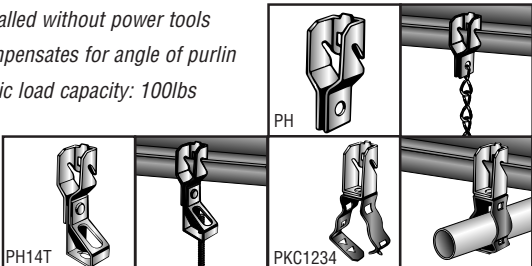
Ramset #	Description	Pkg Qty
500KC1234	1/2" and 3/4" beam clamp to conduit – vertical	100
500KC1234B	1/2" and 3/4" beam clamp to conduit – horizontal	100

- Installed with hammer on bulb tees and beams with static load capacity of 200lbs
- Clearance for 1/4" bolt in tab



Ramset #	Description	Pkg Qty
SFC18	1/8" to 1/4" flange beam clamp	100
SFC516	5/16" to 1/2" flange beam clamp	100
SFC916	9/16" to 3/4" flange beam clamp	100

- Installed without power tools
- Compensates for angle of purlin
- Static load capacity: 100lbs



Ramset #	Description	Pkg Qty
PH	Z-Purlin with 1/4" bottom hole	100
PH14T	Z-Purlin for 1/4" threaded rod	100
PH38T	Z-Purlin for 3/8" threaded rod	100
PKC1234	1/2" or 3/4" conduit to Z-Purlin	100