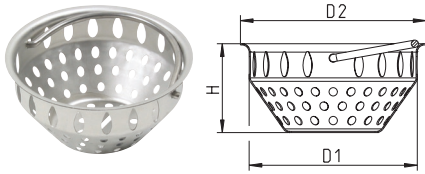


Tag: _____



Sediment Basket (-B)



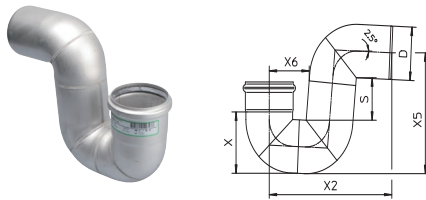
Dimensional Chart

Model No.	D1	H	D2
BB-2	5-1/2"(140)	2-15/16"(74)	6-1/8"(155)

Options

Suffix	Description	
 -E	Edge Infill	<input type="checkbox"/>
 -LD	Grate Locking Device	<input type="checkbox"/>

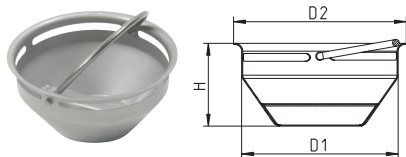
P-Trap Stainless Steel (-P)



P-Trap Dimensional Chart

Model No.	D	S	X	X2	X5	X6
PT-2	2"(50)	2-15/16"(74)	2-1/2"(63)	6-7/8"(175)	5-3/4"(145)	2-3/8"(60)
PT-3	3"(75)	3-1/4"(81)	3-9/16"(89)	8-3/4"(222)	7-7/16"(189)	2-15/16"(74)
PT-4	4"(110)	3-9/16"(89)	5"(126)	11-3/8"(289)	9-13/16"(249)	3-3/4"(94)
PT-5	5"(125)	4-3/8"(110)	6-1/8"(154)	13"(330)	11-1/2"(292)	4-1/16"(102)
PT-6	6"(160)	4-3/16"(105)	7"(178)	15-1/4"(388)	13-5/16"(338)	4-13/16"(121)

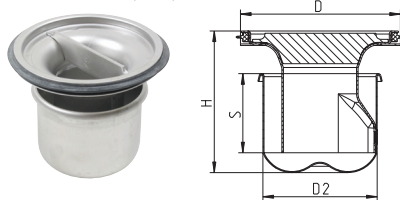
Sand Bucket (-SB)



Dimensional Chart

Model No.	D1	H	D2
BSB-1	5-1/2"(140)	2-15/16"(74)	6-1/8"(155)

Water Trap (-W)



Dimensional Chart

Model No.	D	H	S	D2
BWT-1	4-5/16"(108)	3-11/16"(93)	2-1/16"(52)	3"(75)
BWT-2	6-3/16"(157)	4-9/16"(115)	2-1/16"(52)	4-1/4"(107)

Job Name _____ Contractor _____

Job Location _____ Approval _____

Engineer _____ Contractor's P.O. No. _____

Approval _____ Representative _____