










## Test Probes/Cables/Clips

The quality of Simpson test probes and clips are proven worldwide. See individual models for full listings.

TEST PROBES AND CLIPS

FOR MODEL		 Threaded	 Plain	 Replaceable	 Alligator	 Crocodile
 Reverse Insulated	260-8, 270-5, 14510, 260-7, 360-3, 460-5, 6, 461, 462, 463, 464, 465, 467, 470, 474, 16979	00043 (Includes alligator clips)				
 Standard Banana	260-8XI, 260-6XLPM, 229-2, 260-AFP-1, TS111-3, 250, 255, 260-3,4,5,6, 270-1,2,3,4, 262-3, 265, 269-3, 303XL, 360-2, 362-2, 370 to 377, 605-2	00125 (Includes alligator clips)		07538	07500	00236
 Mini Banana	160 165		02055		01927	
 Standard Banana	TS113					07545

 No longer available.

### Screw-On Adapters

#### Alligator Clips (1 pr.)

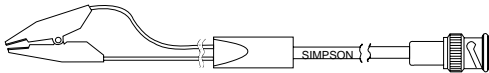
Model No. 00425

Retractable Grip-Tip Lead Probe Adapter 6-13/16" long, for use with 00043 probes.

### 444 Accessories

#### Standard Test Lead Set

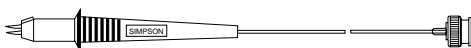
Model No. 00827



This test lead set with two leads, 1 meter long, consists of RG-58 cable with a BNC connector on one end and a small Kelvin clip on the other end. The Kelvin clip will accept a conductor up to 0.3" diameter.

#### Kelvin Test Probe Set

Model No. 02151



The Kelvin probe set consists of RG-174 cable with a BNC connector on one end and a Kelvin probe on the other end. Spring contacts of the Kelvin probe are sharply pointed to penetrate corrosion and are close together, for usage in tight areas.

### Test Leads for 8455

Model No. 45001

Consists of one each, red and black, flexible test leads, 6 ft. long with Telco clips at one end and ring-tongue connectors at the other end for connection to the Instrument's screw terminals



### Test Leads for TS113

Model No. 07545

Consists of one pair of 4' flexible color-coded ends with Banana Plugs & Insulated Crocodile Clips





# Test Equipment Accessories

## Carrying Cases

**Padded Nylon "Grab N Go"** cases, made of tough durable nylon, enables VOM to be stored for quick field use ...test leads remain in panel jacks. Thick padding protects meter. Available in yellow (00832), black (00834) and orange (00838) for 260 series or similar size meters; brown (00836) for smaller models.

**Molded Plastic** cases have die cut foam inserts to protect meters and accessories. Ideal for lab's or tool cribs. High density plastic case resists scratches and scars.

Model No.00832



Model No. 00836



Model No. 45028

### Molded Plastic Case

Foam insert protects meter, plastic case resists scratching and scarring.  
(Equipment not included)



Model No. 00805

### Leatherette Case

Solid case with leather appearance

Below is a cross-reference guide for carrying cases, by model number.

Model No.	Grab-N-Go	Molded Plastic	Leather Like	Roll-Top
160	00836			
228	00832/00834/00838	45028	00805	
229-2	00832/00834/00838	45028	00805	
250	00832/00834/00838			
255	00832/00834/00838			
260-6XLPM	00832/00834/00838	45028	00805	
260-8, 8P	00832/00834/00838	45028	00805	00248
260-8Xi, 8XPi	00832/00834/00838	45028	00805	
260-9S, 9SP	00832/00834/00838	45028	00805	
265	00832/00834/00838			
270-5	00832/00834/00838	45028	00805	00248
372-2	00836			
362 to 379	00836			
385-3L	00836			
390-2	00836			
400-2		45031		
401, 405-2		45030		
444		45029		
IR-10	00836			
TS112, TS113	00834/00832/00838			
897		45021		
884-2, 886-2, 889		45022		
8455, 8455A	00836			
14510	00832/00834/00838	45028	00805	

For test probes and cables, refer to chart on page 22.



# Test Equipment Accessories

## Amp-Clamp Adapters

Amp-Clamp current probes, used with analog VOMs provide accurate measurements of high AC current found in power systems and related control circuitry. The Amp-Clamp jaws are closed over a conductor in the circuit and the current load is indicated on the connected meter. The 150-2 has six ranges (up to 300 A, AC) and is available with banana and reverse banana plugs.

## Specifications

### AC AMP-CLAMP ADAPTER

Models	150-2 (for VOMs)
Ranges	5A, 10A, 50A, 100A, 250A (on 2.5 VAC Meter Range) 6A, 12A, 30A, 60A, 120A, 300A (on 3 VAC Meter Range)
Accuracy	±3% full scale



Model No. 150-2

### PHYSICAL

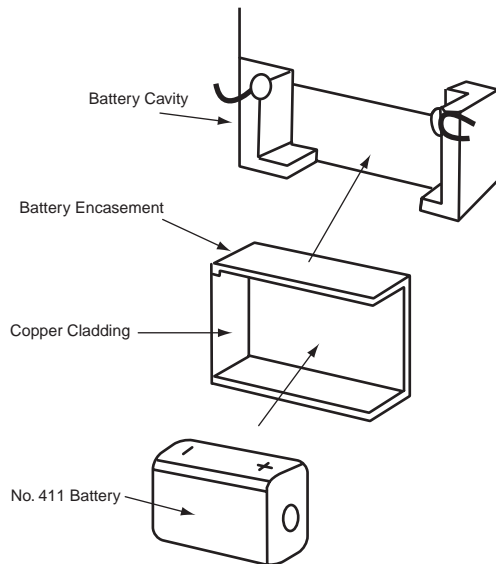
Dimensions: 7.8" x 3" x 1.1" (196.85 x76.2 x27.9 mm)

Weight: 12 oz (340.2 g)

Max. Cable Dimension: 1.125" diameter (28.6 mm)

Max. Bus Bar Dimensions: 2.38" x 0.38" (60.3 x 9.5 mm)

## Battery Adapter Kit



Model No. 45002

## Ordering Information

AMP-CLAMP	Catalog No.	ACCESSORIES	Catalog No.	BATTERY ADAPTER KIT	Catalog No.
150-2 AC Clamp, VOM Banana Plug	00541	Replacement Cable, Reversed Banana	00529	250-5 Battery Upgrade	45002
150-2 AC Clamp, VOM Reverse Plug	00545	Replacement Cable, Banana	00533		