


Cast Iron Threaded Fittings


Class 125 (Standard)

FIGURE 370 Locknut 	Size		Minimum Dimensions								Unit Weight	
			A		B		C		D		Black	
	NPS	DN	in	mm	in	mm	in	mm	in	mm	lbs	kg
	2½	65	3.500	89	3.180	81	.590	15	0.90	2	1.13	0.51
	3	80	4.270	108	3.840	98	.670	17	0.90	2	1.60	0.73
	4	100	5.380	137	5.000	127	.800	20	.130	3	1.10	0.50

For nominal sizes smaller than 2½" (65 DN) see Malleable Iron page 27.

Cast Iron Threaded Fittings

Class 250 (Extra Heavy)

FIGURE 421 90° Elbow 	Size		A		B		Unit Weight	
			in	mm	in	mm	Black	
	NPS	DN	in	mm	in	mm	lbs	kg
	¼	8	5/8	16	15/16	24	0.37	0.17
	½	15	13/16	22	1¼	32	0.75	0.34
	¾	20	15/16	24	17/16	37	1.13	0.51
	1	25	1 1/16	27	1 5/8	41	1.79	0.81
	1¼	32	1 5/16	33	1 15/16	49	3.00	1.36
	1½	40	1 ½	38	2 1/8	54	4.05	1.84
	2	50	1 13/16	47	2 ½	64	6.76	3.07
	2½	65	2	51	2 15/16	75	10.56	4.79
	3	80	2 3/8	60	3 3/8	86	15.25	6.92

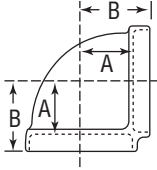

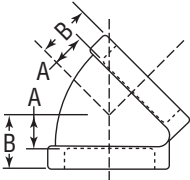


FIGURE 424 45° Elbow 	Size		A		B		Unit Weight	
			in	mm	in	mm	Black	
	NPS	DN	in	mm	in	mm	lbs	kg
	½	15	9/16	14	1	25	0.66	0.30
	¾	20	5/8	16	1 1/8	29	1.04	0.47
	1	25	¾	19	1 5/16	33	1.56	0.71
	1¼	32	7/8	22	1 ½	38	2.70	1.22
	1½	40	1 1/16	27	1 11/16	43	3.55	1.61
	2	50	1 5/16	33	2	51	6.07	2.75
	2½	65	1 5/16	33	2 ¼	57	9.79	4.44



Note: See page 37 for pressure-temperature ratings.