

Cast Iron Drainage Fittings


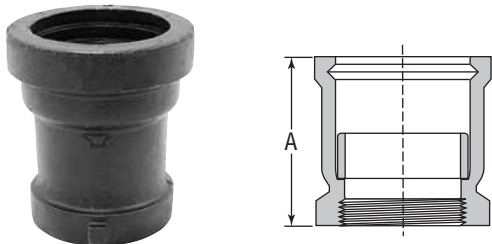
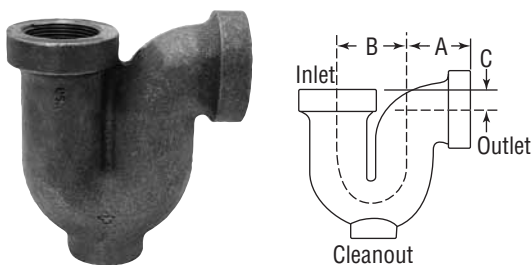
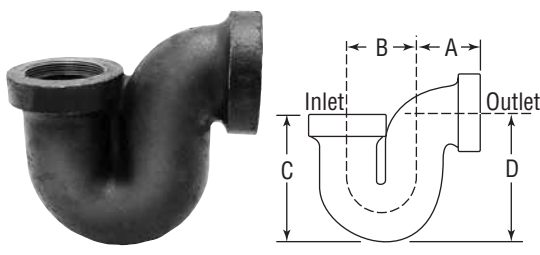
FIGURE 753 Coupling	Size		A		Unit Weight			
	NPS	DvN	in	mm	Black		Galv.	
					lbs	kg	lbs	kg
	1½	40	3¾	86	1.75	0.79	1.75	0.79

FIGURE 744 Tucker Connection	Size		A		Unit Weight	
	NPS	DN	in	mm	Black	
					lbs	kg
	1½	40	4	102	4.04	1.83
	2	50	4½	114	5.40	2.45
	4	100	6 ¹³ / ₁₆	174	20.00	9.07

4" size (100 DN) is only furnished with a loose ring upon request.

FIGURE 752 P-Trap	Size		A	B	C	Clean Out	Water Seal	Unit Weight								
	NPS	DN	in	mm	in	mm	in	mm	in	mm	Black		Galv.			
											lbs	kg	lbs	kg		
	1½	40	2 ¹ / ₈	54	2 ¹ / ₄	57	7/8	22	1	25	2	51	4.69	2.13	4.69	2.13
	2	50	2 ⁹ / ₁₆	65	2 ³ / ₄	70	7/8	22	1	25	2	51	7.18	3.26	7.18	3.26
	3	80	3 ³ / ₈	86	3 ³ / ₄	95	1 ³ / ₁₆	30	1¼	32	2½	64	16.87	7.65	16.87	7.65

Cleanout plug not included. Outlets tapped, pitched .25"/Ft. (21mm/meter).

FIGURE 754 Bath P-Trap	Size		A	B	C	D	Water Seal	Unit Weight						
	NPS	DN	in	mm	in	mm	in	mm	in	mm	Black			
											lbs	kg		
	1½	40	2 ¹ / ₈	54	2 ³ / ₈	60	4 ³ / ₈	111	4 ⁵ / ₈	117	2	51	3.87	1.76
	2	50	2½	64	2 ¹³ / ₁₆	73	5 ⁵ / ₁₆	135	5 ⁵ / ₁₆	135	2	51	6.25	2.83

Outlets tapped, pitched .25"/Ft. (21mm/meter).

*Inlets tapped, pitched .25" (6mm) to the foot. Inlets of reducing fittings are always the smallest openings.