

Cast Iron Flanged Fittings

Class 125 (Standard)


FIGURE 803 90° Reducing Flanged Elbow	Size				A		Unit Weight	
	NPS	DN	NPS	DN	in	mm	Black	
							lbs	kg
	2½	65	2	50	5	127	18.00	8.16
	3	80	2	50	5½	140	19.00	8.62
			2½	65			22.00	9.98
	4	100	2	50	6½	165	29.00	13.15
			2½	65			31.00	14.06
			3	80			33.00	14.97
	5	125	3	80	7½	191	40.00	18.14
			4	100			48.00	21.77
	6	150	3	80	8	203	47.00	21.32
			4	100			56.00	25.40
			5	125			60.00	27.21
	8	200	4	100	9	229	77.00	34.92
5			125	82.00			37.19	
6			150	90.00			40.82	
10	250	6	150	11	279	125.00	56.69	
		8	200			150.00	68.03	
12	300	6	150	12	305	165.00	74.83	
		8	200			190.00	86.17	
		10	250			220.00	99.77	

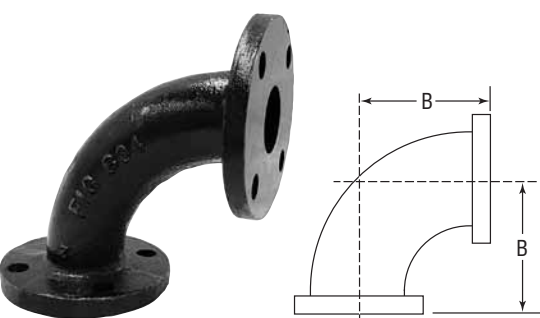
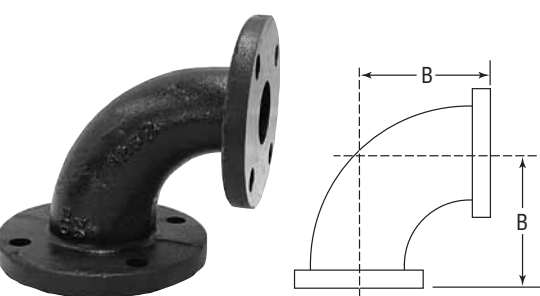
FIGURE 804 90° Long Radius Flanged Elbow	Size		B		Flange Diameter		Thickness				Unit Weight	
	NPS	DN	in	mm	in	mm	Min. Flange		Wall		Black	
							in	mm	in	mm	lbs	kg
	2	50	6½	165	6	152	5/8	16	5/16	8	16.00	7.26
	2½	65	7	178	7	178	11/16	17	5/16	8	23.00	10.43
	3	80	7¾	197	7½	191	¾	19	3/8	10	28.00	12.70
	4	100	9	229	9	229	15/16	24	½	13	48.00	21.77
	5	125	10¼	260	10	254	15/16	24	½	13	62.00	28.12
	6	150	11½	292	11	279	1	25	9/16	14	85.00	38.55
	8	200	14	356	13½	343	1⅛	29	5/8	16	145.00	65.76
	10	250	16½	419	16	406	1¾	30	¾	19	230.00	104.31
12	300	19	483	19	483	1¼	32	13/16	22	350.00	158.73	

FIGURE 804R 90° Long Radius Reducing Flanged Elbow	Reducing Size		B		Unit Weight	
	NPS	DN	in	mm	Black	
					lbs	kg
	4 x 3	100 x 80	9	229	46.00	20.86
	5 x 4	125 x 100	10¼	260	58.00	26.30
	6 x 4	150 x 100	11½	292	78.00	35.37
	6 x 5	150 x 125	11½	292	81.00	36.73
	8 x 6	200 x 150	14	356	130.00	58.96
	10 x 8	250 x 200	16½	419	205.00	92.97

Note: See page 63 for pressure-temperature ratings.