





Wrot & Cast Pressure Fittings Elbows & Tees

WROT	90° Hi-Ear Elbow Copper to Female N.P.T.		CAST 4707-5-3	
 C x F				
Nominal Size In Inches	Part Number	Box Quantity	Master Pack	Approx. Net Wt.
**1/2	35464	40	160	0.190
**3/4	35466	25	150	0.300

WROT	FxMxC Tee Female N.P.T. to Male N.P.T. to Copper			CAST 4710-3-4
 F x M x C				
Nominal Size In Inches	Part Number	Box Quantity	Master Pack	Approx. Net Wt.
**3/4 x 3/4 x 1/2	37696	25	150	0.330

WROT	90° Flanged Sink Elbow Copper to Female N.P.T.		CAST 4708	
 C x F				
Nominal Size In Inches	Part Number	Box Quantity	Master Pack	Approx. Net Wt.
**1/2	35493	25	150	0.200

WROT	Drop Ear Tee Copper to Copper to Copper			CAST 4711-5
 C x C x C				
Nominal Size In Inches	Part Number	Box Quantity	Master Pack	Approx. Net Wt.
**1/2	37742	25	250	0.150

WROT	FxFxC Tee Female N.P.T. to Female N.P.T. to Copper		CAST 4710-3	
 F x F x C				
Nominal Size In Inches	Part Number	Box Quantity	Master Pack	Approx. Net Wt.
**1/2	37672	25	150	0.220
**3/4	37674	20	120	0.370
**3/4 x 3/4 x 1/2	37675	20	120	0.330
**3/4 x 1/2 x 3/4	37676	20	120	0.310
**3/4 x 1/2 x 1/2	37677	25	100	0.270