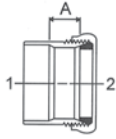


**ADAPTER • TRAP**

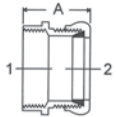
**COPPER DWV**



WROT 301-7	WROT DW-724 ELKHART		CONNECTION <b>C x SJ</b>			CAST			
	1	2	3	WROT 901-7	NIBCO	CAST 801-7	Dimensions		
	Nominal Size		Part Number	Box Qty.	Master Qty.	Approx. Net.Wt.	A	B	C
	1-1/4" OD		A 11355	-	-	.22	21/32		
	1-1/2" OD		A 11356	-	-	.33	3/4		
<b>REDUCING</b>									
	1-1/2" x 1-1/4" OD		A 11383	-	-	.4	7/8		

**ADAPTER • TRAP**

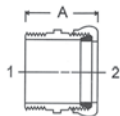
**COPPER DWV**



WROT 303-7	WROT DW-757 ELKHART		CONNECTION <b>F x SJ</b>			CAST			
	1	2	3	WROT 903-7	NIBCO	CAST 803-7	Dimensions		
	Nominal Size		Part Number	Box Qty.	Master Qty.	Approx. Net.Wt.	A	B	C
	1-1/4" OD		A 11409*	-	-	.34	1-7/16		
	1-1/2" OD		A 11410*	-	-	.4	1-7/16		
<b>REDUCING</b>									
	1-1/2" x 1-1/4" OD		A 11411*	-	-	.4	1-19/32		

**ADAPTER • TRAP**

**COPPER DWV**



WROT 304-7	WROT DW-756 ELKHART		CONNECTION <b>M x SJ</b>			CAST			
	1	2	3	WROT 904-7	NIBCO	CAST 804-7	Dimensions		
	Nominal Size		Part Number	Box Qty.	Master Qty.	Approx. Net.Wt.	A	B	C
	1-1/4" OD		A 11405	-	-	.42	1-3/4		
	1-1/2" OD		A 11406	-	-	.52	1-25/32		
<b>REDUCING</b>									
	1-1/2" x 1-1/4" OD		A 11407	-	-	.53	1-29/32		

TUBE & PIPE

METAL FITTINGS & NIPPLES

PLASTIC FITTINGS & NIPPLES

VALVES

FAUCETS & BATH ACCESSORIES

SPECIALTIES

