
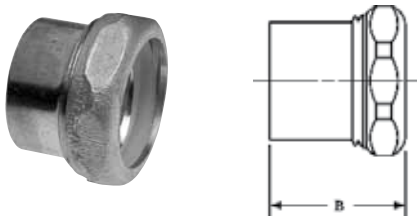


ADAPTERS – SLIP JOINT



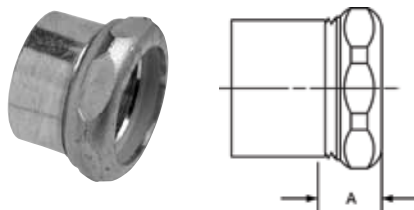
801-2-7
DWV Fitting Trap Adapter
Ftg x SJ – Cast

NOM. SIZE	APPROX. NET WT./LBS.	DIM. B INCHES
1 1/4 x 1 1/4 O.D.	0.25	1 ¹⁹ / ₃₂



901-2-7
DWV Fitting Trap Adapter
Ftg x SJ – Wrot

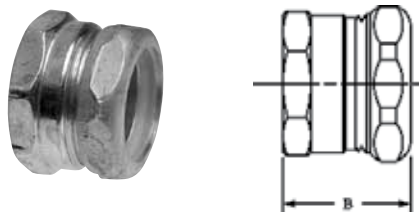
NOM. SIZE	APPROX. NET WT./LBS.	DIM. B INCHES
1 1/2 x 1 1/4 O.D.	0.24	1 ⁷ / ₁₆
1 1/2 x 1 1/2 O.D.	0.29	1 ⁷ / ₁₆



901-7
DWV Trap Adapter
C x SJ – Wrot


NOM. SIZE	APPROX. NET WT./LBS.	DIM. A INCHES
1 1/4 x 1 1/4 O.D.	0.21	2 ¹ / ₃₂
1 1/2 x 1 1/4 O.D.	0.24	7/ ₈
1 1/2 x 1 1/2 O.D.	0.27	3/ ₄

Consult price sheet for Made to Order items and for minimum order quantities.



903-7
DWV Trap Adapter
F x SJ – Wrot

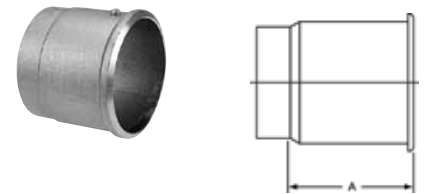
NOM. SIZE	APPROX. NET WT./LBS.	DIM. B INCHES
1 1/4 x 1 1/4 O.D.	0.32	1 ⁷ / ₁₆
1 1/2 x 1 1/4 O.D.	0.43	1 ¹⁹ / ₃₂
1 1/2 x 1 1/2 O.D.	0.42	1 ⁷ / ₁₆



904-7
DWV Trap Adapter
M x SJ – Wrot

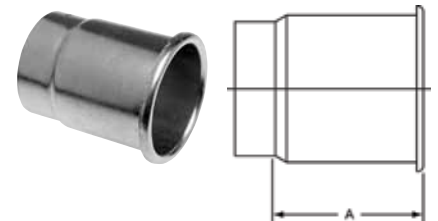
NOM. SIZE	APPROX. NET WT./LBS.	DIM. B INCHES
1 1/4 x 1 1/4 O.D.	0.41	1 ³ / ₄
1 1/2 x 1 1/4 O.D.	0.49	1 ²⁹ / ₃₂
1 1/2 x 1 1/2 O.D.	0.51	1 ²⁵ / ₃₂

ADAPTERS – SOIL PIPE




805
DWV Soil Pipe Adapter
C x Spigot – Cast
Joins copper tube to cast iron soil pipes.

NOM. SIZE	APPROX. NET WT./LBS.	DIM. A INCHES
1 1/4 x 2	0.93	3 ⁹ / ₃₂
2 x 4	2.49	3 ⁷ / ₈
3	1.63	2 ³ / ₄
3 x 4	2.78	3 ¹³ / ₁₆
4	2.23	3



905
DWV Soil Pipe Adapter
C x Spigot – Wrot
Joins copper tube to cast iron soil pipes.

NOM. SIZE	APPROX. NET WT./LBS.	DIM. A INCHES
1 1/2 x 2	0.60	3 ⁷ / ₁₆
2	0.44	2 ⁹ / ₁₆



805-N
DWV No Hub Soil Pipe Adapter
C x No Hub – Cast

NOM. SIZE	APPROX. NET WT./LBS.	DIM. A INCHES
1 1/2 x 2	0.42	1 ⁷ / ₃₂
2	0.40	1 ³ / ₁₆
3	0.75	1 ³ / ₁₆
4	1.23	1 ⁷ / ₃₂