








Boiler Drains Illustrated Index

<p>Quarter-Turn Boiler Drain 125 lb. CWP</p>  <p>QT73X Sizes: 1/2" - 3/4" FIP to Hose page 17</p>	<p>Quarter-Turn Boiler Drain 125 lb. CWP</p>  <p>QT74X Sizes: 1/2" - 3/4" Cup or MIP Threads to Hose page 17</p>	<p>Bronze Boiler Drain Screw-in Bonnet 125 lb. CWP Classic Pro</p>  <p>73-CL Sizes 1/2" - 3/4" FIP to Hose page 17</p>
<p>Bronze Boiler Drain Screw-in Bonnet 125 lb. CWP Classic Pro</p>  <p>74-CL Sizes 1/2" - 3/4" 1/2 Cup or MIP to Hose 3/4 MIP to Hose page 17</p>	<p>Boiler Drain Screw-in Bonnet 125 lb. CWP</p>  <p>72 Sizes 1/2" - 3/4" Cup to Hose page 17</p>	<p>Boiler Drain Screw-in Bonnet 125 lb. CWP</p>  <p>74-2 Sizes 1/2" Fitting to Hose page 17</p>
<p>Bronze Transition/Boiler Drain Screw-in Bonnet 125 lb. CWP</p>  <p>4464 Size 1/2" Compression to Hose page 17</p>		

QUARTER-TURN BOILER DRAINS MATERIAL LIST

PART	SPECIFICATION
Screw	Steel
I.D. Tag	Aluminum
Handle	Zinc
Stem	Brass ASTM B 16 UNS C36000
O-Ring	Nitrile
Seat	PTFE
Ball	Brass ASTM B 16 UNS C36000
Adapter	Brass ASTM B 283 UNS C37700
Body	Brass ASTM B 283 UNS C37700

MULTI-TURN MATERIALS LIST

PART	SPECIFICATION
Body	Cast Copper - Based Alloy C84400
Bonnet	Cast Copper - Based Alloy C84400
Stem	Cold-formed Copper Alloy
Seat Disc	Buna-N
Seat Disc Screw	Stainless Steel, Type 410
Packing Nut	Free Cutting Brass - ASTM B 16
Packing	Graphite Impregnated, Asbestos-Free
Handwheel	Epoxy Coated Zinc Alloy
Handwheel Screw	Carbon Steel - Clear Chromate Finish