

ATLAS | FEATURES & BENEFITS

FEATURES	BENEFITS
Multiple Power Options	Gas and LP GM 55HP 1.6 Liter Tier III, 4 cylinder engines or Diesel, Kubota 37.5 HP Liquid Cooled 3 Cyl. Superior quality, environmentally compliant and a versatile choice of power source to fit any working environment.
Quite Operation	Only 83 dba noise level in full operation. A quiet machine for the operator providing less operator fatigue, more productivity with better results.
Premium Hydraulics System	The straight hydraulics system eliminates the need for micro processors or electro hydraulic valves. Straight hydraulics to turn on the main broom and side broom as well as cable linkage to raise and lower them. This provides a more cost effective, reliable design over the life of the machine. By turning the standard hydraulic By-pass tow-valve, this allows for the machine to be towed without pressure on the motor seals eliminating possible damage.
Quick Change Wear Items	No tools required to change or adjust the main broom, side broom or the dust filter. Easy and fast for better performance and more time spent sweeping.
Retractable Side Sweeping Broom	The large 26" side broom swings away from obstructions on impact, prolongs life of side broom and the hydraulic motor, giving the operator more confidence to do a better cleaning job.
Main Sweeping Broom Wear Indicator	The 48" main broom can be adjusted to the maximum sweeping position from the operators compartment. This wear adjustment also provides information as to how much sweeping life the broom has remaining. The sweeping system also allows for a full float sweeping position to successfully clean uneven surfaces. This easy to use system provides instant feedback for the operator and powerful sweeping results.
Wall Saver Corner Roller	A heavy duty roller located in the right rear corner of the machine. This provides protection for the machine and the facility.
Ergonomic Operation	<p>A roomy, open cockpit with extra comfort and convenience features for less operator fatigue and longer run times.</p> <ul style="list-style-type: none"> Adjustable high back seat Power steering and tilt steering wheel Comfortable pedal / controls placement Excellent maneuverability - rear steering allows for maximum maneuverability in tight areas. U-Turn in less than a 10 ft isle.

ABOUT US

Since 1985 PowerBoss has been manufacturing a full line of rugged industrial cleaning equipment in Aberdeen, North Carolina. Innovative design features and cost effective reliable operation have proven to be why our customers continue to choose PowerBoss sweepers and scrubbers. Worldwide factory trained service and parts distributors provide timely response to keep your PowerBoss units performing in the most demanding environments. Contact us today and speak with an experienced PowerBoss representative about surveying your facility for a free product demonstration.

PowerBoss is a division of three companies manufacturing a full line of maintenance products, including Minuteman critical air vacuums, industrial and commercial vacuums, sweepers and scrubbers, floor and carpet machines and Multi-Clean Chemicals for industrial, commercial and institutional facilities.




PowerBoss
The Power of Clean

1.800.323.9420
powerboss.com

PowerBoss
The Power of Clean



Manufacturing • Distribution



Parking



Universities • Hospitals
Municipalities



Hotels • Resorts
Special Event Venues



ALL STEEL CONSTRUCTION

RELIABLE COST EFFECTIVE PERFORMANCE

MANEUVERABLE COMPACT PACKAGE

ATLAS | INDUSTRIAL SWEEPER

1

Power Access

Unmatched accessibility for routine engine maintenance saving time and providing longer engine life. It's like having an engine on a workbench. **PowerBoss** uses the latest most fuel efficient engines on the market.

2

60" Multi-Level High Dump

Complete with the **Safety Vision Dumping System**, this feature allows the operator to safely, easily dispose of the debris at any height up to a standard 60" waste receptacle. The hopper also features a large opening for material which should not be swept, providing the operator a convenient place to deposit materials that would otherwise be left behind.

3

Safety Vision Dump Window

Provides a safe, clear view of the hopper position when emptying debris into the dumpster. This feature is designed to provide safety when dumping and to minimize accidental damage to the machine.

4

Power Control Dust Collection System

No tool, quick change filter for easy routine maintenance. Four stage dust filtration system.

Stage 1: Vacuumized main broom chamber.

Stage 2: Perma Pre-Filter helps to eliminate dust before reaching the panel filter.

Stage 3: 95 ft2 Synthetic Panel Filter.

Stage 4: Aggressive, filter vibration system to release the dust from the filter.

5

Heavy Duty Design

The ATLAS features a massive one-piece, unitized 1/4" thick steel frame. This rugged style construction provides a longer more durable machine life.

6


Exceptional Ground Clearance - The PowerClimb

The **PowerClimb** feature with 23" diameter tires easily maneuvers over rough terrain, including speed bumps and standard 4" curbs. This extra ground clearance provides the opportunity to sweep sidewalks and medians without damage to the machine.


ATLAS

INDUSTRIAL SWEEPER

This new sweeper is the result of market-driven ideas and state of the art design and manufacturing expertise. They incorporate features and benefits that make owning and operating a power sweeper as productive and uncomplicated as it could ever be.



2



3




4



1



5



6

