



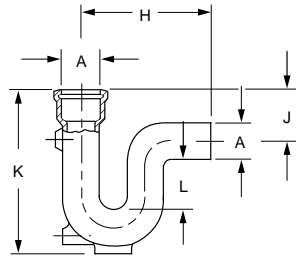
TRAPS

FIG. 7222, DEEP SEAL "P" TRAP WITH HUB INLET AND SPIGOT OUTLET



FUNCTION: Provides the protection of an independent "deep seal" cast iron trap for use in conjunction with bottom outlet drains. Can be provided with bottom cleanout plug, trap primer connection or low flushing tapping.

7222
Same as
7220 but with
Hub Inlet and
Spigot Outlet



OPTIONS:

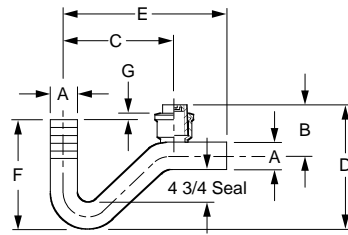
-BP	Bronze Cleanout Plug	ADD 124.00
-FC	Flushing Connection	90.00
-P	Trap Primer Conn	90.00
-Y	No-Hub Adaptor	See Fig. 2646Y

A OUTLET SIZE	H	J	K	L SEAL	†DUCO CI	GALV CI	ARC CI INSIDE	ALL BRONZE (-BB)	APPROX. WEIGHT LBS
02"	10"	4"	11 1/2"	4"	266.00	341.00	378.00	POA	10
03"	11 1/2"	4 1/2"	14 1/2"	5"	408.00	587.00	617.00	POA	20
04"	14 3/4"	7"	18 1/2"	5"	613.00	895.00	909.00	POA	33

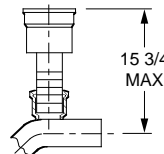
REGULARLY FURNISHED: Duco Cast Iron Trap.

FIG. 7230, 7231, 7232 DEEP SEAL TRAP WITH FLOOR CLEANOUT

FUNCTION: Provides the protection of an independent "deep seal" cast iron trap when used in conjunction with bottom outlet drains. Integral hub at crown of the trap permits the installation of a suitable floor level cleanout.



Adjustable Housing
With Tractor Cover



Extension Ferrule
With Cleanout Plug

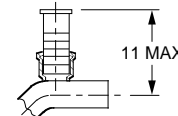


Fig. 7230

Fig. 7231

Fig. 7232

FIGURE NO.	A OUTLET SIZE	B	C	D	E	F	G	†DUCO CI	GALV CI	APPROX. WEIGHT LBS
7230	02"	6"	11"	13 3/4"	16 1/2"	12 1/2"	1/4"	642.00	961.00	37
	03"	7 3/4"	14 1/2"	15 3/4"	21 3/4"	14"	3/4"	823.00	1,142.00	37
	04"	8 1/2"	14 1/2"	18 1/2"	21 1/2"	16"	1 1/4"	932.00	1,251.00	42
7231	02"	6"	11"	13 3/4"	16 1/2"	12 1/2"	1/4"	784.00	1,103.00	56
	03"	7 3/4"	14 1/2"	15 3/4"	21 3/4"	14"	3/4"	1,007.00	1,326.00	56
	04"	8 1/2"	14 1/2"	18 1/2"	21 1/2"	16"	1 1/4"	1,167.00	1,486.00	58
7232	02"	6"	11"	13 3/4"	16 1/2"	12 1/2"	1/4"	642.00	961.00	43
	03"	7 3/4"	14 1/2"	15 3/4"	21 3/4"	14"	3/4"	823.00	1,142.00	43
	04"	8 1/2"	14 1/2"	18 1/2"	21 1/2"	16"	1 1/4"	932.00	1,251.00	70

REGULARLY FURNISHED: Duco Cast Iron Body and Ferrule with Bronze Cleanout Plug.

BACKWATER VALVES

