

# 1" BROADWAY™ ACOUSTIC PANELS

1"  
(25mm)

Primacoustic Broadway panels provide acoustical control by absorbing echo and excessive room reverberation. Designed for wall and ceiling applications where the panel becomes part of the room décor, Broadway panels are constructed of high density 6 lbs. per cubic foot rigid fiberglass with resin hardened edges. This process works in tandem with the surface micro-mesh to fully encapsulate the panel. Panels are covered in an acoustically transparent fabric in a choice of three colors for an architecturally attractive appearance. Broadway panels have been tested to meet stringent class-1 fire ratings, making them suitable for use in residential and commercial spaces. Panels are available in four sizes, various thicknesses and with either square or beveled edge treatment.

**SPECIFICATIONS:**

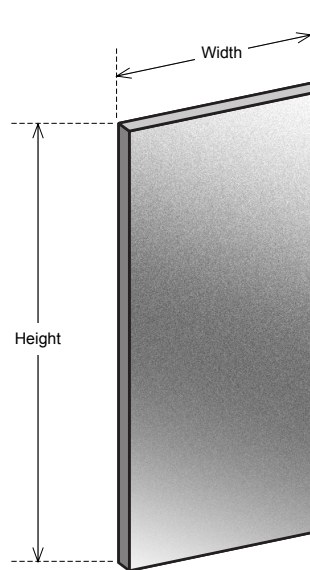

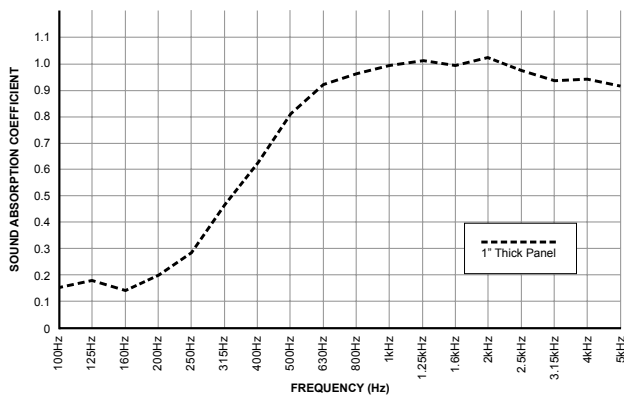
Core Material	Formed, semirigid inorganic glass fibers
Density	6.0 lbs pcf (96 kg/m3)
Fabric Facing	Acoustically transparent polyester
Colors Codes	Grey=08; Black=00; Beige=03

**ABSORPTION CHARACTERISTICS\*\*:**

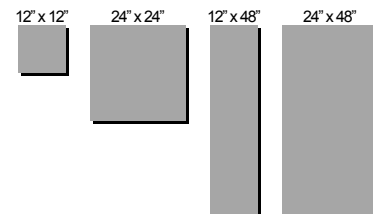
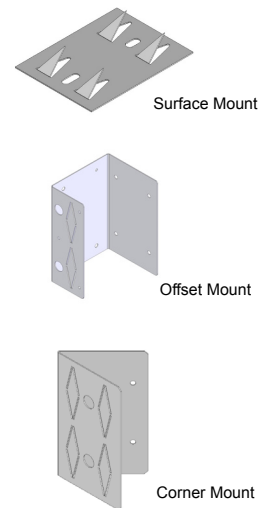
Sound absorption data (NRC values) ASTM C423-90a.

Panel Depth	125Hz	250Hz	500Hz	1kHz	2kHz	4kHz	NRC
1" Depth	0.17	0.28	0.81	1.00	1.02	0.95	0.80

\*\* Testing performed by Riverbank Acoustical Laboratories. The test method conformed explicitly with the requirements of the ASTM Standard Test Method for Sound Absorption and Sound Absorption Coefficients by the Reverberation Room Method: ASTM C 423-02a and E795-05.



**MOUNTING OPTIONS:**



**FIRE & BURN PERFORMANCE:**

TEST	CLASS	FLAME SPREAD	SMOKE DENSITY
ASTM E 84-05*	1 OR A	15 FSI	155 SD
CAN/UL-S102	1 OR A	15 FSC1	155 SD

Test data provided by Bodycote Materials Testing Inc.

\*This method, designated as ASTM E 84-05, "Standard Method of Test for Surface Burning Characteristics of Building Materials", is used to measure and describe the response of materials, products, or assemblies to heat and flame under controlled conditions, but does not by itself incorporate all factors required for fire-hazard or fire-risk assessment of the materials, products, or assemblies under actual fire condition.

**DIMENSIONS:**

ORDER NO.	DESCRIPTION	HEIGHT	WIDTH	DEPTH	EDGE	BOX QTY.
F101-1212-xx	Scatter Blocks	12" (305mm)	12" (305mm)	1" (25mm)	Square	24
F101-2424-xx	Control Cubes	24" (610mm)	24" (610mm)	1" (25mm)	Square	12
F101-1248-xx	Control Columns	12" (305mm)	48" (1219mm)	1" (25mm)	Square	12
F101-2448-xx	Broadband Panels	24" (610mm)	48" (1219mm)	1" (25mm)	Square	6

(xx denotes color code 00=Black; 03= Beige; 08=Grey)

Square edge treatment.

