


# PUSH-ON IMPALER™

Push-on Impalers are designed to provide the installer with a simple, quick and effective method of mounting Broadway™ glass wool panels onto walls without causing serious surface defacement. Primacoustic Push-On Impalers allow the installer to push the Broadway panel straight onto the Impaler clip, making it easier to align panels in clusters or side by side with accuracy.

The Push-On Impaler features a series of sharp protruding darts that penetrate the panel and secure it in place. To ensure panels do not get dislodged after installation, applying a dab of construction adhesive to the center of the Impaler during the mounting process adds a level of security and reduces opportunity for tampering. Impalers are installed using typical sheetrock anchors and screws.

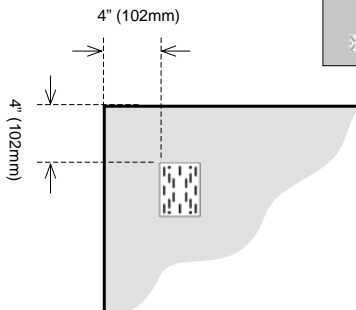
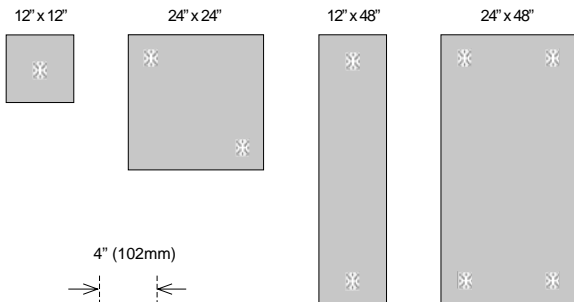

**SPECIFICATIONS:**

<b>MATERIAL</b>	20 gauge galvanized steel
<b>DIMENSIONS</b>	3" (76mm) x 4" (102mm)
<b>ATTACHMENT POINTS</b>	4 (Use an appropriate fastener for wall surface)
<b>MAX LOAD LIMIT</b>	12 lbs. (5.4 kg.) Dependant on wall fastener
<b>NUMBER PER BOX</b>	24 per box
<b>ORDER NUMBER</b>	F101-1003-00

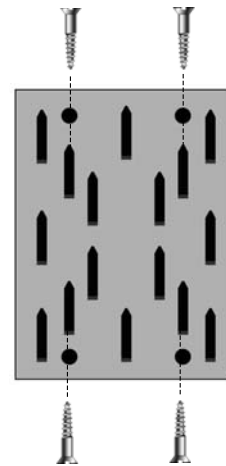
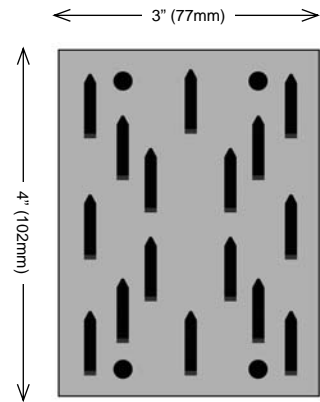

**RECOMMENDED MINIMUM NUMBER OF IMPALERS PER PANEL:**

Order No.	Description	HEIGHT	WIDTH	DEPTH	No. of Impalers Needed*
F101-1212-xx	Scatter Blocks	12" (305mm)	12" (305mm)	1" (25mm)	1
F102-1212-xx	Scatter Blocks	12" (305mm)	12" (305mm)	2" (51mm)	1
F101-2424-xx	Control Cubes	24" (610mm)	24" (610mm)	1" (25mm)	2
F102-2424-xx	Control Cubes	24" (610mm)	24" (610mm)	2" (51mm)	2
F122-2424-xx	Control Cubes	24" (610mm)	24" (610mm)	2" (51mm)	2
F101-1248-xx	Control Columns	12" (305mm)	48" (1219mm)	1" (25mm)	2
F102-1248-xx	Control Columns	12" (305mm)	48" (1219mm)	2" (51mm)	2
F122-1248-xx	Control Columns	12" (305mm)	48" (1219mm)	2" (51mm)	2
F103-1248-xx	Control Columns	12" (305mm)	48" (1219mm)	3" (76mm)	2
F101-2448-xx	Broadband Panels	24" (610mm)	48" (1219mm)	1" (25mm)	4
F102-2448-xx	Broadband Panels	24" (610mm)	48" (1219mm)	2" (51mm)	4
F122-2448-xx	Broadband Panels	24" (610mm)	48" (1219mm)	2" (51mm)	4
F103-2448-xx	Broadband Panels	24" (610mm)	48" (1219mm)	3" (76mm)	5
F123-2448-xx	Broadband Panels	24" (610mm)	48" (1219mm)	3" (76mm)	5

\*Primacoustic recommends a certain number of impalers per panel as the minimum required for safe installation based on panel depth and weight. For additional security, you may wish to increase these numbers per panel and also combine with construction adhesive.



Push-on impaler clips should be located approximately 4 inches (102mm) or more from the panel edges.


**WALL MOUNTING:**

Align top edge on set line. Carefully move panel to meet impaler heads. With the panel resting on the impaler darts, apply pressure in towards wall and seat panel.

