



# LCD Monitoring/Command Desk

Equally suited for small surveillance applications to large-scale network based command and control environments, LCD Monitoring Desks are optimized for flat screens and ergonomically designed with the user in mind.



Spec. #  
96-01006  
for full  
product  
info.

**Ships  
from stock**



LCD Monitoring/Command Desk

## Structural Features

- Modular design for flexible configuration options and economical additions
- Low profile light bridge (optional) allows better line of sight to video monitor walls
- Connecting wedges available in 45° and 90° for versatile monitoring setups
- 48" and 64" widths available
- Small footprint (32" deep) ideal for compact rooms
- Available in attractive dark cherry, honey maple, pepperstone (top) and slate (side panels) finishes
- Add-A-Bay™ models allow for economical expansion (cannot be used alone - must attach to the right hand side of an existing desk unit)
- Half-height and full-height side panels available
- A full complement of accessories available to finish any installation

## Cable Management

- Power distribution and cable management cabinet features integral front and rear doors for convenient access


## Time Savings

- Assembles in minutes

## Articulating LCD mounts provide flexible monitor placement, including enhanced line-of-sight viewing



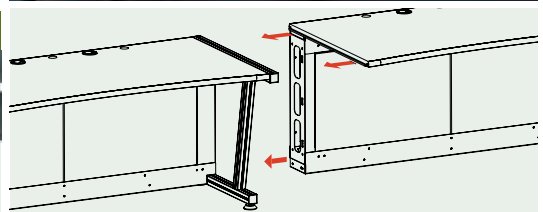
## Cable management cabinet neatly organizes all wiring & provides space for power distribution



Abundant cable tie points & cable trough. Removable front & rear panels conceal & protect all wiring.

Cable pass-through for multi-bay installation & conduit entry.

Save space with mounting channel for **C** power strips.



Add-A-Bay models allow for economical expansion.

Part #	Overall Width	Light Bridge	Add-A-Bay Model	Light Bridge Add-A-Bay	Standard Side Panels (Pair)	Full Height Side Panels (Pair)	Power Strip
LD-4830*	48"	LD-L48	LD-4830*-RA	LD-L48RA	LD-SP30-*	LD-PSP30-*	<b>C</b>
LD-6430*	64"	LD-L64	LD-6430*-RA	LD-L64RA	LD-SP30-*	LD-PSP30-*	<b>C</b>

\* When ordering, suffix part number with designation for desired finish (DC = dark cherry, HM = honey maple, PS = pepperstone (top), SL = slate (side panels only))









## Accessories

LD Monitoring Desk Side Rack	CPU Mounts	Keyboard Shelf	Wedges																					
 <p><b>LD-1230HM</b></p> <p>This 12 space side rack is available in matching finishes and attaches to the right side of LCD Monitoring Desks and Add-A-Bays. Rear door, smoked plexi front door, and locking casters standard. Features pass-throughs for cable management between rack and desk.</p> <table border="1"> <thead> <tr> <th>Part #</th> <th>Description</th> </tr> </thead> <tbody> <tr> <td>LD-1230*</td> <td>single bay (12 space) side rack</td> </tr> </tbody> </table> <p>NOTE: to mount LD-1230* to a wedge requires an additional hardware kit LD-WK- please call 800-266-7225 for details</p>	Part #	Description	LD-1230*	single bay (12 space) side rack	 <p><b>D-CPU</b></p> <p>Available as an articulating under-desk mount or as an isolation rack with gasketed doors, sound isolation materials, fan &amp; work surface.</p> <table border="1"> <thead> <tr> <th>Part #</th> <th>Description</th> </tr> </thead> <tbody> <tr> <td>D-CPU</td> <td>articulating</td> </tr> <tr> <td>LD-QCPUT*</td> <td>isolation rack</td> </tr> </tbody> </table>	Part #	Description	D-CPU	articulating	LD-QCPUT*	isolation rack	 <p><b>LD-KBTPS</b></p> <p>Articulating shelf provides full adjustability, includes wrist-rest.</p> <table border="1"> <thead> <tr> <th>Part #</th> </tr> </thead> <tbody> <tr> <td>LD-KBT*</td> </tr> </tbody> </table>	Part #	LD-KBT*	 <p><b>45°</b></p> <p><b>90°</b></p> <p>NOTE: to mount LD-1230* to a wedge requires an additional hardware kit LD-WK- please call 800-266-7225 for details</p> <table border="1"> <thead> <tr> <th>With Cable Mgmt. Cabinet</th> <th>Without Cable Mgmt. Cabinet</th> <th>Angle</th> </tr> </thead> <tbody> <tr> <td>LD-W4530*</td> <td>LD-WTT45*</td> <td>45°</td> </tr> <tr> <td>LD-W9030*</td> <td>-</td> <td>90°</td> </tr> </tbody> </table>	With Cable Mgmt. Cabinet	Without Cable Mgmt. Cabinet	Angle	LD-W4530*	LD-WTT45*	45°	LD-W9030*	-	90°
Part #	Description																							
LD-1230*	single bay (12 space) side rack																							
Part #	Description																							
D-CPU	articulating																							
LD-QCPUT*	isolation rack																							
Part #																								
LD-KBT*																								
With Cable Mgmt. Cabinet	Without Cable Mgmt. Cabinet	Angle																						
LD-W4530*	LD-WTT45*	45°																						
LD-W9030*	-	90°																						

\* When ordering, suffix part # with designation for desired finish (DC = dark cherry, HM = honey maple, PS = pepperstone)

Adjustable Light	Pencil Tray								
 <p><b>LD-LGM</b></p> <p>Energy saving, low-voltage, fully adjustable fluorescent light conveniently mounts in grommet of desk or wedge.</p> <table border="1"> <thead> <tr> <th>Part #</th> </tr> </thead> <tbody> <tr> <td>LD-LGM</td> </tr> </tbody> </table>	Part #	LD-LGM	 <p><b>D-PT15</b>                      <b>D-PT22</b></p> <p>Mounts under desk and provides convenient storage for office supplies.</p> <table border="1"> <thead> <tr> <th>Part #</th> <th>Description</th> </tr> </thead> <tbody> <tr> <td>D-PT15</td> <td>15" wide pencil tray</td> </tr> <tr> <td>D-PT22</td> <td>22" wide pencil tray</td> </tr> </tbody> </table>	Part #	Description	D-PT15	15" wide pencil tray	D-PT22	22" wide pencil tray
Part #									
LD-LGM									
Part #	Description								
D-PT15	15" wide pencil tray								
D-PT22	22" wide pencil tray								

Free Design Software - see pg. 85	Standard Finishes - please call for others	For monitor mount options see pg. 93.
 <p>Middle Atlantic Designer™ 3D Layout Software</p>	 <p><b>DC</b> Dark Cherry      <b>HM</b> Honey Maple      <b>DC</b> Pepperstone (top only)      <b>SL</b> Slate (side panels only)</p>	