

SANUS Steel Series Furniture

Strength and style in an affordable package

The SANUS Foundations Steel Series was created to complement large TVs and home theater components. Features include strong tempered-glass shelves, cable management channels and adjustable-height feet. Each piece offers heavy-gauge steel construction for extra strength as well as open architecture to allow unrestricted airflow to AV components.




SFV265-B1



Tempered-glass tops and shelves are extra-thick for additional support and safety



Model SFA29 features adjustable-height shelves made of sturdy tempered glass



Cable management path neatly hides and safely routes wires and cables




Adjustable feet ensure level and secure positioning on any floor



Model SFV265-B1 shown with SANUS Foundations Euro Series model EFSatb

SANUS Steel Series Furniture


MODEL SFV265 Three-Shelf Widescreen Lowboy; available in high-gloss black



DIMENSIONS (w x d x h) 65" x 20.3" x 22.2" 165 x 51.5 x 56.4 cm	MID SHELF SIZE 57.7" x 17.7" 146 x 45 cm	FINISH High-Gloss Black – SFV265-B1	FEATURES Mesh back cover offers an enclosed look while allowing constant airflow to AV gear
TOP SHELF SIZE 65" x 20.3" 165 x 51.5 cm	BOTTOM SHELF SIZE 57.7" x 17.7" 146 x 45 cm		

WEIGHT CAPACITY | Top Shelf – 150 lbs / 68 kg | Mid Shelf – 100 lbs / 45 kg | Bottom Shelf – 100 lbs / 45.5 kg

MODEL SFV49 Three-Shelf Widescreen TV/AV Stand; available in high-gloss black



DIMENSIONS (w x d x h) 42.7" x 17.7" x 22" 108.5 x 45 x 56 cm	MID SHELF SIZE 42.5" x 17.8" 108 x 45 cm	FINISH High-Gloss Black – SFV49b	FEATURES Mesh back cover offers an enclosed look while allowing constant airflow to AV gear
TOP SHELF SIZE 42.7" x 17.7" 108.5 x 45	BOTTOM SHELF SIZE 42.5" x 17.5" 108 x 45 cm		

WEIGHT CAPACITY | Top Shelf – 200 lbs / 90.75 kg | Mid Shelf – 70 lbs / 31.75 kg | Bottom Shelf – 70 lbs / 31.75 kg

MODEL SFA29 Four-Shelf TV/AV Stand with adjustable shelves; available in high-gloss black



DIMENSIONS (w x d x h) 27.5" x 21.8" x 28.8" 70 x 55.2 x 73.1 cm	MID SHELF SIZE 17.75" x 19.8" 45 x 50.2 cm	FINISH High-Gloss Black – SFA29b	FEATURES Mesh back cover offers an enclosed look while allowing constant airflow to AV gear
TOP SHELF SIZE 27.5" x 21.8" 70 x 55.2	BOTTOM SHELF SIZE 17.75" x 19.8" 45 x 50.2 cm		

WEIGHT CAPACITY | Top Shelf – 125 lbs / 56.75 kg | Mid Shelves – 50 lbs / 22.75 kg | Bottom Shelf – 100 lbs / 45.5 kg

FINISH OPTION | High-Gloss Black