


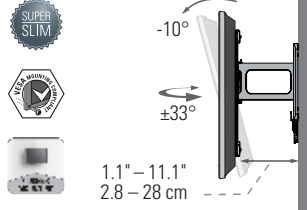

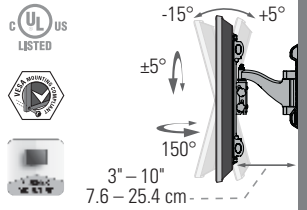

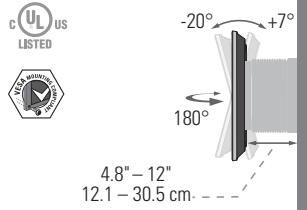

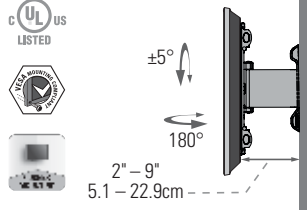

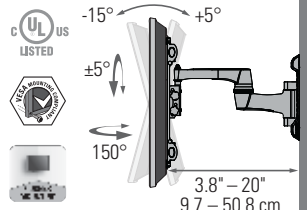
# SANUS Full-Motion Mounts

|   |                             |  |  |                                    |  |  |  |  |           |   |   |
|---|-----------------------------|--|--|------------------------------------|--|--|--|--|-----------|---|---|
| <b>MODEL VMF308</b> Super Slim Full-Motion Mount for 26" – 47" TVs — Extends 8" |                             |  |  |                                    |  |  |  |  |           |   | <p>                     -10°<br/>                     ±33°<br/>                     1" – 8"<br/>                     2.6 – 20.4 cm                 </p>   |
|   | <b>TV SIZE</b><br>26" – 47" | <b>WEIGHT CAPACITY</b><br>60 lbs<br>27.2 kg  | <b>DIMENSIONS (w x d x h)</b><br>25.2" x 1" – 8" x 17"<br>64 x 2.6 – 20.4 x 43.2 cm            | <b>FINISH</b><br>Black – VMF308-B1 | <b>FEATURES</b><br>Fingertip tilt<br>Cable management guide<br>Cutting-edge gliding system for ideal placement                     |  |  |  | Universal | Width: 200 – 400 mm<br>Height: 200 – 400 mm |   |
| <b>MODEL VM400</b> Full-Motion Mount for 26" – 42" TVs — Extends 20"            |                             |  |  |                                    |  |  |  |  |           |   | <p>                     -15° +5°<br/>                     ±6°<br/>                     180°<br/>                     3.5" – 20" / 9 – 50.8 cm                 </p>                              |
|   | <b>TV SIZE</b><br>26" – 42" | <b>WEIGHT CAPACITY</b><br>100 lbs<br>45.4 kg | <b>DIMENSIONS (w x d x h)</b><br>15" x 3.5" – 20" x 12.5"<br>38.1 x 8.9 – 50.8 x 31.8 cm       | <b>FINISH</b><br>Black – VM400-B1  | <b>FEATURES</b><br>Virtual Axis™ fingertip tilt<br>Post-installation level adjustment<br>Adapter brackets fit up to VESA 400 x 300 |  |  |  | Universal | Width: 200 – 400 mm<br>Height: 200 – 400 mm |   |
| <b>MODEL MF215</b> Full-Motion Mount for 15" – 37" TVs — Extends 15.5"          |                             |  |  |                                    |  |  |  |  |           |   | <p>                     -15° +15°<br/>                     360°<br/>                     180°<br/>                     3.5" – 15.5"<br/>                     8.9 – 39.4 cm                 </p> |
|   | <b>TV SIZE</b><br>15" – 37" | <b>WEIGHT CAPACITY</b><br>60 lbs<br>27.2 kg  | <b>DIMENSIONS (w x d x h)</b><br>11.25" x 3.5" – 15.5" x 11.75"<br>28.6 x 8.9 – 39.4 x 29.8 cm | <b>FINISH</b><br>Black – MF215-B1  | <b>FEATURES</b><br>Virtual Axis 3D™<br>360° tilt   |  |  |  | Universal | Width: 200 – 400 mm<br>Height: 200 – 400 mm |   |
| <b>MOUNTING PATTERN</b>   |                             |  |  |                                    |  |  |  |  |           |   | Universal   |



Model VLF311-B1 shown

# SANUS Full-Motion Mounts

|   |  |  |  |  |  |  |  |  |  |  |  |   |                                     |  |   |   |
|---|--|--|--|--|--|--|--|--|--|--|--|---|-------------------------------------|--|---|---|
| <b>MODEL VLF311</b> Super Slim Full-Motion Mount for 37" – 65" TVs — Extends 11"  |  |  |  |  |  |  |  |  |  |  |  |    | <b>TV SIZE</b><br>37" – 65"         | <b>DIMENSIONS (w x d x h)</b><br>33.4" x 1.1" – 11.1" x 22.3"<br>84.7 x 2.8 – 28 x 56.6 cm | <b>FEATURES</b><br>Fingertip tilt<br>Cable management guide<br>Cutting-edge gliding system for ideal placement                                  |   |
| <b>WEIGHT CAPACITY</b><br>120 lbs<br>54.4 kg  |  |  |  |  |  |  |  |  |  |  |  |   | <b>FINISH</b><br>Black – VLF311-B1  |  |   |   |
| <b>MOUNTING PATTERN</b> 100x100   200x100 ✓   200x200 ✓   300x200 ✓   300x300 ✓   400x200 ✓   400x300 ✓   400x400 ✓   500x400 ✓   600x400 ✓   800x400 ✓ |  |  |  |  |  |  |  |  |  |  |  | Universal » Width: 146.3 – 729.7 mm<br>Height: 25 – 420 mm                          |                                     |  |   |   |
| <b>MODEL VLF210</b> Full-Motion Mount for 37" – 65" TVs — Extends 10"   |  |  |  |  |  |  |  |  |  |  |  |    | <b>TV SIZE</b><br>37" – 65"         | <b>DIMENSIONS (w x d x h)</b><br>33.25" x 3" – 10.5" x 22"<br>84.5 x 7.6 – 26.7 x 55.9 cm  | <b>FEATURES</b><br>Virtual Axis™ fingertip tilt<br>QuickConnect™ easy assembly<br>Cable management system<br>Post-installation level adjustment |    |
| <b>WEIGHT CAPACITY</b><br>150 lbs<br>68 kg  |  |  |  |  |  |  |  |  |  |  |  |   | <b>FINISH</b><br>Black – VLF210-B1  |  |   |   |
| <b>MOUNTING PATTERN</b> 100x100   200x100 ✓   200x200 ✓   300x200 ✓   300x300 ✓   400x200 ✓   400x300 ✓   400x400 ✓   600x400 ✓   800x400 ✓   800x500 ✓ |  |  |  |  |  |  |  |  |  |  |  | Universal » Width: 136 – 805 mm<br>Height: 33 – 450 mm                              |                                     |  |   |   |
| <b>MODEL LA112</b> Motorized Full-Motion Mount for 40" – 63" TVs — Extends 12"  |  |  |  |  |  |  |  |  |  |  |  |   | <b>TV SIZE</b><br>40" – 63"         | <b>DIMENSIONS (w x d x h)</b><br>31.5" x 4.8" – 12" x 22.75"<br>80 x 12.1 – 30.5 x 57.8 cm | <b>FEATURES</b><br>Fully motorized extend, swivel and tilt motions<br>Includes remote   |  |
| <b>WEIGHT CAPACITY</b><br>180 lbs<br>81.6 kg  |  |  |  |  |  |  |  |  |  |  |  |   | <b>FINISH</b><br>Black – LA112-B1   |  |   |   |
| <b>MOUNTING PATTERN</b> 100x100   200x100 ✓   200x200 ✓   300x200 ✓   300x300 ✓   400x200 ✓   400x300 ✓   400x400 ✓   600x400 ✓   800x400 ✓   800x500 ✓ |  |  |  |  |  |  |  |  |  |  |  | Universal » Width: 454 – 718 mm<br>Height: 25 – 467 mm                              |                                     |  |   |   |
| <b>MODEL VLMF109</b> Motorized Full-Motion Mount for 37" – 60" TVs — Extends 9"   |  |  |  |  |  |  |  |  |  |  |  |  | <b>TV SIZE</b><br>37" – 60"         | <b>DIMENSIONS (w x d x h)</b><br>33.2" x 2" – 9" x 20.7"<br>84.3 x 5.1 – 22.9 x 52.6 cm    | <b>FEATURES</b><br>Virtual Axis™ fingertip tilt<br>QuickConnect™ easy assembly<br>Cable management system                                       |   |
| <b>WEIGHT CAPACITY</b><br>110 lbs<br>49.9 kg  |  |  |  |  |  |  |  |  |  |  |  |   | <b>FINISH</b><br>Black – VLMF109-B1 |  |   |   |
| <b>MOUNTING PATTERN</b> 100x100   200x100 ✓   200x200 ✓   300x200 ✓   300x300 ✓   400x200 ✓   400x300 ✓   400x400 ✓   600x400 ✓   800x400 ✓   800x500 ✓ |  |  |  |  |  |  |  |  |  |  |  | Universal » Width: 136 – 805 mm<br>Height: 33 – 450 mm                              |                                     |  |   |   |
| <b>MODEL VMF220</b> Full-Motion Mount for 32" – 47" TVs — Extends 20"   |  |  |  |  |  |  |  |  |  |  |  |  | <b>TV SIZE</b><br>32" – 47"         | <b>DIMENSIONS (w x d x h)</b><br>21.2" x 3.8" – 20" x 19.5"<br>53.8 x 9.7 – 50.8 x 49.5 cm | <b>FEATURES</b><br>Virtual Axis™ fingertip tilt<br>QuickConnect™ easy assembly<br>FollowThru™ in-arm cable channel                              |  |
| <b>WEIGHT CAPACITY</b><br>100 lbs<br>45.4 kg  |  |  |  |  |  |  |  |  |  |  |  |   | <b>FINISH</b><br>Black – VMF220-B1  |  |   |   |
| <b>MOUNTING PATTERN</b> 100x100   200x100 ✓   200x200 ✓   300x200 ✓   300x300 ✓   400x200 ✓   400x300 ✓   400x400 ✓   500x400 ✓   800x400 ✓   800x500 ✓ |  |  |  |  |  |  |  |  |  |  |  | Universal » Width: 200 – 500 mm<br>Height: 200 – 403.2 mm                           |                                     |  |   |   |

**FINISH OPTION** Black