



LifeSpan | TR5000 *i*



Console and Programming

Display	Multi-Color LCD 3.2" x 5"
Readouts	Program Profile, Incline, Speed, Time, Distance, Calories, Heart Rate, Step Count
Exercise Programs	5 Weight Management, 5 Healthy Living 7 Sports Training, 2 MyZone Heart Rate Control <i>Each with Speed and Incline mode</i> 2 Custom User Setup, 1 QuickStart/Manual
Heart Rate Monitor	Contact Heart Rate Sensors and Chest Strap Receiver with chest strap
Speed / Incline Control	Quick Speed & Incline Buttons Handlebar Speed and Incline Control
Audio	Built-In Speakers to listen to your iPod® tunes
USB Port 	USB automatically saves Minutes, Calories, Heart Rate, Distance and Steps




Specifications

Speed Range	.4 – 11 MPH
Incline Levels	15
Belt Size	20" x 60"
Running Deck	1" Phenolic
Deck Suspension	8 Compression Shocks
Roller Size	2.5" front / 2.0" back
Drive Motor	3 HP Continuous Duty AC
Lift Motor	800 lbs Max Lift
Product Weight	261 lbs
Max. User Weight	350 lbs
Floor Space - Full	74" L x 33" W x 53" H

Warranty

Residential	
Frame	Lifetime
Motor	Lifetime
Parts	7 Years
Labor	1 Year
Commercial	
<i>3 hours per day</i>	
Frame	5 Years
Motor	5 Years
Parts	1 Year
Labor	1 Year

Intelligent Features

-  **Intelli-Guard** Automatically pauses the treadmill belt when you step off, minimizing the risk of injury to you and your children.
-  **Intelli-Step** Counts your steps and displays them on the console.
-  **Intelli-Key** Illuminates each console button to press in the proper sequence, to get your workout started.

Best Fit

- Weight Loss
- Healthy Living
- Sports Training

User Weight
100 - 350 lbs



Activity
Walk - Run



Weekly Use
1 - 20 hrs



Backed by a commercial warranty, the TR5000i is sturdy, reliable and powerful. The efficient, long-lasting AC motor combined with the non-folding frame provides the durability and stability runners need.



LifeSpan
Fitness Club™
Membership Included