

ADAPTERS, CAPS & PLUGS



CAPS & PLUGS


ADAPTERS, CAPS & PLUGS

10-1

Cap/Plug	Size (Inches)	TYPE				MATERIAL/FINISH			CHAIN		DIMENSION		MODEL	FIGURE	
		Long Handle	Pin	Rocker	Storz	Brass		Elk-O-Lite®	9"	16"	Length (Inches)	Weight (Lbs.)			
						Cast brass	Chrome-plated								Hard Anodized
Cap	.75			•		s	o		s	o	1.125	0.2	310	1	
	1.0			•		s	o		s	o	1.125	0.4	310	1	
	1.5			•				s	s	o	1.125	0.2	310A	1	
					•			s	s	o	1.125	0.7	310	1	
	2.5			•				s	s	o	1.125	0.5	310	1	
		•			•			s	s	o	1.5	0.4	310A	1	
	2.5		•					s	o		1.5	2.5	310LH	3	
				•				s	o	s		1.5	1.8	310	1
	3.0			•				s	o	s	o	1.5	1.3	310	1
					•			s	o	s	o	1.625	1.8	310	1
	3.5			•				s	o	s	o	1.75	3.3	310	1
	4.0				•				s	*		2.75	2.4	310 Storz	2
		•			•			s	o	s	o	1.875	4.1	310	1
	4.5				•			s	o	s	o	1.75	4.5	310LH	3
		•			•			s	o	s	o	2.125	5.5	310	1
5.0				•			s	o	s	o	2.125	8.0	310LH	3	
	•				•			s	*		2.625	3.5	310 Storz	2	
6.0				•			s	o			1.5	6.8	310LH	3	
	•						s	o			1.625	7.5	310LH	3	
Plug	1.5		•				s	o			1.75	1.1	311	4	
	2.5			•			s	o			1.75	1.1	311	4	
				•				s	o		2.125	2.2	311	4	
	2.5				•				s		2.25	0.8	311A	4	
		•							s		0.875	0.3	313	5	
3.0			•				s	o		2.125	2.5	311	4		
			•					s		0.875	0.4	313	5		

KEY s = standard o = option
 * Storz option comes with an 18" coated chain.

Figure 1




CAP

- Available with 9" or 16" chain

Fig. 1

Figure 2




STORZ LOCKING CAP

- 18" coated chain

Fig. 2

Figure 3




LONG HANDLE CAP

- Conforms to NFPA 1901 for 500 psi service
- No chain

Fig. 3

Figure 4




PLUG

- Available with 9" chain

Fig. 4

Figure 5



SPANNER LUG PLUG

- "Easy-off" swivel cap
- No chain
- U.L. Listed

Fig. 5

OPTIONS

THREADS

Where noted as hose thread, NHT is standard. See index T-12 for optional base threads.

Figures depict general product types only and are not intended to be inclusive of all product features.

Adapters

In the over 100 years Elkhart has been a fire service manufacturer, we have created a wide assortment of standardized adapters to meet the varied needs of the fire industry. This extensive selection includes thread adapters to suit any need — whether for a male to female; a suction adapter with built-in strainer, NHT, NPT or custom order; or even for a universal adapter — you can find the perfect fit here.



A selection of rocker lug and pin lug options

Several material options — lightweight Elk-O-Lite® or durable cast brass (including some with chrome-plated finish)

ADAPTERS, CAPS & PLUGS



HOSE TO HOSE ADAPTERS

ADAPTERS, CAPS & PLUGS

10-3


What kind of adapter do you need?																							
Step 1: Select Material	Step 2: Choose Connection Type (Inlet to Outlet)	Step 3: Determine Gender (Inlet to Outlet)	Step 4: Select from available options																	Step 5: Pick Model Model	Figure		
			Size (Inches)												Construc- tion		Type						
			Inlet	Outlet Options											Solid	Swivel	Hex	Internal Lug	Long Handle			Pin	Rocker
	1	1.5	2	2.5	3	3.5	4	4.5	5	6													
Brass	Hose Thread to Hose Thread	NHT (M) to NHT (F)	1	•											•					s	A-327	9	
			1.5		•										•						s	D-327	8
			1.5	•	•											•					s	A-327*	9
			1.5			•										•					s	S-327	11
			2				•									•					s	A-327	9
			2.5	•			•	•								•					s	S-327	11
			2.5				•	•								•					s	318	12
			2.5						•	•	•					•					s	105	13
			2.5													•					s	A-327	9
			3					•	•							•					s	S-327	11
			3													•					s	105	13
			3													•					s	318	12
			3.5								•					•					s	105	13
			4													•					s	A-327	9
			4.5													•					s	D-327	8
		5													•					s	A-327*	9	
		6													•					s	S-327	11	
		NHT (F) to NHT (M)	1.5	•	•		•									•					s	A-327	9
			2.5		•		•									•					s	D-327	8
			2.5	•	•	•	•									•					s	A-327*	9
			2.5	•			•	•								•				s	S-327	11	
			2.5				•	•								•					s	105	13
			3					•	•							•					s	A-327	9
			3													•					s	S-327	11
			3													•					s	105	13
			3.5						•							•					s	318	12
			3.5													•					s	105	13
			4													•					s	A-327	9
			4.5													•					s	D-327	8
			6													•					s	A-327*	9
NHT (M) to NHT (M)	1.5			•											•					s	M-327	6	
	2.5					•									•					s			
	1.5		•											•					s	F-327	1		
NHT (F) to NHT (F)	2.5				•									•					s	S-319	3		
	2.5													•				s	F-327	1			
	3													•				s	S-319	3			
Aluminum	Hose Thread to Hose Thread	NHT (M) to NHT (F)	1.5				•								•				s	D-327A	7		
			1.5	•			•								•				s	A-327A	10		
			2.5				•									•				s	A-327A	10	
		NHT (F) to NHT (M)	1.5				•									•				s	D-327A	7	
			1.5	•			•									•				s	M-327A	4	
			2.5				•									•				s	M-327ABI	5	
		NHT (M) to NHT (M)	1.5				•									•				s	F-327A	2	
			2.5					•								•				s			
			2.5													•				s			

Key s = standard o = option

* A327 has optional pin lug and chrome finish in the 2.5F by 1.5M/1.5M by 2.5F size.

OPTIONS
THREADS
<i>NHT can also be called NST. See T-12 for optional threads.</i>
MEASUREMENTS
<i>Length measurements shown on page T-13.</i>

UNIVERSAL ADAPTER



- Cast brass construction with chrome-plated finish
- Adapts any 2.5" hose thread to 2.5" NHT
- Positive ratchet lock with thumb release
- Weight: 6.42 lbs.

	FEMALE/FEMALE	MALE/MALE	MIXED
Figure 1	 <p>F-327</p> <ul style="list-style-type: none"> • Double swivel female • Cast brass finish (chrome optional) <p><i>Fig. 1</i></p>	 <p>M-327A</p> <ul style="list-style-type: none"> • Double male <p><i>Fig. 4</i></p>	 <p>D-327A</p> <ul style="list-style-type: none"> • Direct connect adapter <p><i>Fig. 7</i></p>
Figure 2	 <p>F-327A</p> <ul style="list-style-type: none"> • Double swivel female <p><i>Fig. 2</i></p>	 <p>M-327ABI</p> <ul style="list-style-type: none"> • Double male British Instantaneous <p><i>Fig. 5</i></p>	 <p>D-327</p> <ul style="list-style-type: none"> • Direct connect adapter • Chrome finish (cast brass optional) <p><i>Fig. 8</i></p>
Figure 3	 <p>S-319</p> <ul style="list-style-type: none"> • Double swivel female • Chrome finish (cast brass optional) <p><i>Fig. 3</i></p>	 <p>M-327</p> <ul style="list-style-type: none"> • Double male • Cast brass finish (chrome optional) <p><i>Fig. 6</i></p>	 <p>A-327</p> <ul style="list-style-type: none"> • Female rocker lug <p><i>Fig. 9</i></p>
			 <p>A-327A</p> <ul style="list-style-type: none"> • Female rocker lug <p><i>Fig. 10</i></p>
			 <p>S-327</p> <ul style="list-style-type: none"> • Internal lug body • External female rocker lug • Cast brass finish (chrome optional) <p><i>Fig. 11</i></p>
			 <p>318</p> <ul style="list-style-type: none"> • Female pin lug • Chrome finish (cast brass optional) <p><i>Fig. 12</i></p>
			 <p>105</p> <ul style="list-style-type: none"> • 45° discharge elbow • Female rocker lug • Chrome finish <p><i>Fig. 13</i></p>

ADDITIONAL INFORMATION

When ordering, specify: model number; inlet size, gender, and thread; outlet size, gender, and thread; as well as any optional type or finish information.

ADAPTERS, CAPS & PLUGS



HOSE TO PIPE / PIPE TO HOSE ADAPTERS

ADAPTERS, CAPS & PLUGS

10-5

What kind of adapter do you need?																							
Step 1: Select Material	Step 2: Choose Connection Type (Inlet to Outlet)	Step 3: Determine Gender (Inlet to Outlet)	Step 4: Select from available options																Step 5: Pick Model				
			Size (Inches)									Construction		Type					Model	Figure			
			Inlet	Outlet Options								Solid	Swivel	Hex	Internal Lug	Long Handle	Pin	Rocker					
1	1.5	2		2.5	3	3.5	4	4.5	5	6													
Brass	Hose Thread to Pipe Thread	NHT (M) to NPT (M)	1	•										•			S						
			1.5		•									•				S					
			2.5			•	•								•				S				306
			4.5												•				S				17
		1.5		•		•								•				S				307	
		1.5			•									•				S				18	
		2.5			•	•	•							•				S				418-S	
		2.5				•	•							•				S				21	
		2.5				•								•				S				307	
		2.5					•							•				S				18	
		2.5						•						•				S				418	
		2.5							•					•				S				19	
	2.5								•				•				S				418-L		
	2.5									•			•				S				20		
	3										•		•				S				418-S		
	3.5												•				S				21		
	4												•				S				19		
	4.5												•				S				418		
	5												•				S				19		
	6												•				S				19		
	6												•				S				19		
	1.5												•				S				307		
	2.5												•				S				18		
	3												•				S				307		
	1.5												•				S				15		
	2.5												•				S				3060		
	2.5												•				S				14		
	2.5												•				S				14		
2.5												•				S		S	S	419			
3												•				S		S	S	16			
3												•				S		S	S	16			
3												•				S		S	S	16			
1												•				S				17			
1.5												•				S				17			
2.5												•				S				17			
3												•				S				306			
4.5												•				S				17			
1.5												•				S				18			
2												•				S				307			
2.5												•				S				18			
3												•				S				307			
1.5												•				S				18			
2												•				S				21			
2												•				S				21			
2.5												•				S				18			
2.5												•				S				307			
2.5												•				S				20			
2.5												•				S				21			
3												•				S				18			
3												•				S				307			
3												•				S				18			
3.5												•				S				19			
4												•				S				19			
5												•				S				418			
6												•				S				19			
6												•				S				19			
1.5												•				S				15			
2.5												•				S				3060			
2.5												•				S		S		14			
2.5												•				S		S		16			
2.5												•				S		S		16			
3												•				S		S		14			
3												•				S		S		16			
3												•				S		S		16			
Hose Thread to Pipe Thread		NHT (M) to NPT (F)	2.5										•						S	418-SA			
Pipe Thread to Hose Thread		NPT (F) to NHT (M)	2.5										•						S	418-SA			

Key s = standard o = option

OPTIONS


THREADS

NHT can also be called NST. See T-12 for optional threads.

MEASUREMENTS

Length measurements shown on page T-13.

UNIVERSAL ADAPTER












435

- Cast brass construction with chrome-plated finish
- Adapts any 2.5" hose thread to 2.5" NHT
- Positive ratchet lock with thumb release
- Weight: 6.42 lbs.

ADAPTERS, CAPS & PLUGS

HOSE TO PIPE / PIPE TO HOSE ADAPTERS

	FEMALE/FEMALE	MALE/MALE	MIXED
Figure 14	 <p>160</p> <ul style="list-style-type: none"> • Swivel female to female • Cast brass finish (chrome optional) <p><i>Fig. 14</i></p>	 <p>306</p> <ul style="list-style-type: none"> • Double male • Cast brass finish (chrome optional) <p><i>Fig. 17</i></p>	 <p>307</p> <ul style="list-style-type: none"> • Cast brass finish (chrome optional) <p><i>Fig. 18</i></p>
Figure 15	 <p>3060</p> <ul style="list-style-type: none"> • Double female • Cast brass finish (chrome optional) <p><i>Fig. 15</i></p>		 <p>418</p> <ul style="list-style-type: none"> • Suction adapter • Removable strainer • Chrome finish <p><i>Fig. 19</i></p>
Figure 16	 <p>419</p> <ul style="list-style-type: none"> • Swivel female to female suction adapter • Built-in strainer • Chrome finish <p><i>Fig. 16</i></p>		 <p>418-L</p> <ul style="list-style-type: none"> • Long discharge adapter • Chrome finish <p><i>Fig. 20</i></p>
			 <p>418-S</p> <ul style="list-style-type: none"> • Short discharge adapter • Chrome finish <p><i>Fig. 21</i></p>
			 <p>418-SA</p> <ul style="list-style-type: none"> • Short discharge adapter • Female rocker lug <p><i>Fig. 22</i></p>

ADDITIONAL INFORMATION

When ordering, specify: model number; inlet size, gender and thread; outlet size, gender and thread; as well as any optional type or finish information.