

# PLUMBING SPECIALTIES

## Air Cocks

### 41 SERIES

#### AIR COCKS (FOR AIR USE ONLY)







An economical way to shut-off air lines. Nut bottom available for pressures to 200 psig with 1/8" port. Many handle configurations. Spring bottom with 5/32" port standard.

#### FEATURES

- Spring bottom cocks tested at 80 psig air
- Standard parts are satin brass
- Maximum temperature is 500°F

Type	Satin Brass
Standard Spring Bottom	-01
Nut Bottom	-04

	Series Number	Size (in.)	Wt./100 (lbs.)
	<b>TEE HANDLE ROUND SHOULDER</b>		
	41-060	1/8	12.8
	41-070	1/4	13.0
	<b>TEE HANDLE HEXAGON SHOULDER</b>		
	41-080	3/8	17.0
	41-090	1/2	20.0
	<b>LEVER HANDLE ROUND SHOULDER</b>		
	41-120	1/8	13.1
	41-130	1/4	14.2
	<b>LEVER HANDLE HEXAGON SHOULDER</b>		
	41-140	3/8	17.0
	41-150	1/2	22.9
	<b>TEE HANDLE DOUBLE MALE THREAD</b>		
	41-180	1/8	14.0
	41-190	1/4	17.9
	41-203	3/8	20.0
	41-210	1/2	33.1
	<b>LEVER HANDLE DOUBLE MALE THREAD</b>		
	41-220	1/8	14.0
	41-230	1/4	18.5
	41-240	3/8	19.1
	41-251	1/2	31.3
	<b>TEE HANDLE BIBB NOSE</b>		
	41-260	1/8	14.5
	41-270	1/4	16.3
	41-280	3/8	33.3
	41-330	1/2	36.0
	<b>LEVER HANDLE BIBB NOSE</b>		
	41-290	1/8	16.5
	41-300	1/4	15.0
	41-310	3/8	32.1
	41-320	1/2	36.0

	Series Number	Size (in.)	Wt./100 (lbs.)
	<b>TEE HANDLE DOUBLE FEMALE</b>		
	41-370	1/8	13.0
	41-380	1/4	14.0
	41-390	3/8	26.0
	41-391	1/2	27.0
	<b>TEE HANDLE MALE &amp; FEMALE</b>		
	41-400	1/8	13.0
	41-410	1/4	14.0
	41-420	3/8	21.0
	41-421	1/2	26.0
	<b>LEVER HANDLE DOUBLE FEMALE</b>		
	41-430	1/8	14.8
	41-440	1/4	13.0
	41-450	3/8	23.0
	41-451	1/2	27.0
	<b>LEVER HANDLE MALE &amp; FEMALE</b>		
	41-460	1/8	15.2
	41-470	1/4	15.0
	41-480	3/8	23.0
	41-481	1/2	27.0
	<b>TEE HANDLE MALE &amp; FEMALE HEX SHOULDER</b>		
	41-490	1/8	17.0
	41-500	1/4	15.0
	41-510	3/8	23.0
	41-511	1/2	25.0
	<b>LEVER HANDLE MALE &amp; FEMALE HEX SHOULDER</b>		
	41-520	1/8	14.0
	41-530	1/4	15.0
	41-540	3/8	22.1
	41-541	1/2	27.0