

## Steel Pipe Couplings



Malleable Iron

Cast Iron

Small Steel Fittings


Pipe Mipples & Pipe Couplings

Forged Steel Fittings & Unions


Anvilets

Catawissa


J.B. Smith Products

<b>FIGURE 349</b> Water Well Reamed & Drifted Couplings	Size		Outside Diameter (Coupling)		Length		Unit Weight	
	NPS	DN	in	mm	in	mm	lbs	kg
		1¼	32	1.900	48	2¾	70	0.60
	1½	40	2.200	56	2¾	70	0.84	0.38
	2	50	2.750	70	3⅜	86	1.58	0.72
	2½	65	3.250	83	3⅝	100	2.32	1.05
	3	80	4.000	102	4⅞	103	3.80	1.72
	3½	90	4.625	117	4⅞	106	5.53	2.51
	4	100	5.200	132	4⅞	110	7.14	3.24
	5	125	6.296	160	4½	114	9.57	4.34
	6	150	7.390	188	4⅞	119	12.32	5.59
	8	200	9.625	244	5⅞	129	22.35	10.14
	10	250	11.750	298	5⅞	141	30.60	13.88
	12	300	14.000	356	5⅞	151	48.00	21.77

- Manufactured in accordance with ASTM specification A589.
- All sizes are recessed Taper Tapped ¾" per foot on diameter.
- Sizes over 2" have threads phosphated and outside painted light blue. The electroplated have a light blue band around the center of the coupling.

<b>FIGURE 350</b> #9 Drive Couplings	Size		Outside Diameter (Coupling)		Length		Unit Weight	
	NPS	DN	in	mm	in	mm	lbs	kg
		1¼	32	2.054	52	2¾	70	1.00
	1½	40	2.200	56	2¾	70	0.84	0.38
	2	50	2.875	73	3⅜	86	2.14	0.97

- All sizes are Taper Tapped ¾" per foot on diameter.

<b>FIGURE 379</b> Shallow Well Couplings	Size		Outside Diameter (Coupling)		Length		Unit Weight	
	NPS	DN	in	mm	in	mm	lbs	kg
		1¼	32	2.054	52	2¾	70	1.03
	1½	40	2.200	56	2¾	70	0.90	0.41
	2	50	2.875	73	2⅞	73	1.86	0.84

- The 1¼" are Straight Tapped and recessed.
- The 1½" and 2" are Taper Tapped ¾" per foot on diameter and recessed.
- The 2" threads are electroplated.

