

Think **BIG**
DA-LITE



FIXED FRAME SCREENS

DA-LITE

SCREEN COMPANY

TABLE OF CONTENTS

Selecting The Right Screen..... 3
 Front Projection Screen Surfaces4-5
 Rear Projection Screen Surfaces.....6
 Fixed Frame Screen Frames7-8
Fixed Frame Screens9-22
 Cinema Contour® 9
 Da-Snap 10
 Perm Wall..... 11
 Imager 12
 Acoustical Imager® 13
 Multi Vision Imager..... 14
 Multi-Mask Imager..... 15
 Pro-Imager Vertical Masking System..... 16
 Pro-Imager Horizontal Masking System 17
 Dual Format Imager Masking System 18
 Multi Format Imager Masking System 19
 Series 200 Lace and Grommet Frame 20
 Series 300 Lace and Grommet Frame 21
 Lace and Grommet Screen Surfaces 22
 Veneers 23

SELECTING THE RIGHT SCREEN

Da-Lite offers a wide array of screens, each with a choice of projection surfaces. Selecting the right combination to meet your needs is important for optimum results.

The following pages offer guidelines for selecting a screen that suits your application. Although these recommendations will work in most situations, each must be looked at not as a strict rule, but rather as a guideline for determining your actual needs based on your own situation.

For additional help in selecting screens, contact Da-Lite for the free publication "Guide to Selecting Front Projection Screens" or visit www.da-lite.com/products/selecting.php. Of course, your Da-Lite Sales Partner is also happy to assist you.

Four Steps to Selecting the Right Screen

- Determine the Optimum Screen Size based on room dimensions, planned audience seating size and arrangement. The rule of thumb is to fit the screen to the audience, not to the projector.

Screen Height

- Commercial applications: Screen height should be approximately 1/6 the distance from the screen to the last row of seats.
- Home theater applications: Screen height should be approximately 1/3 the distance from the screen to the last row of seats.

Audience

- For ideal viewing, the first row of seats should be two screen heights away from the screen.

Placement

- Commercial applications: The bottom of the screen should be four feet above the audience floor, allowing those seated in the rear to see the screen.
- Home theater applications: The bottom of the screen should be a minimum of two feet above the audience floor.

- Select the appropriate **format** for your projection application. Common formats are as follows:



- Choose the **screen surface** that best suits your projection and viewing requirements. For your convenience, the next three pages provide descriptions and performance characteristics for each front and rear screen surface. If the screen will be used for multiple projection methods, choose the screen surface that meets the requirements of the lesser performing projection method. For example, if using a 1,500 lumen projector and a 2,500 lumen projector, choose the screen surface for the 1,500 lumen projector.
- Pick the **screen type** that best suits your particular needs. For example, choose from front projection (pages 4-5) or rear projection (page 6) screens in portable, wall or ceiling mounted models in either manual or electric versions. Generally, if your projection application is permanent, then wall and ceiling screens are your best choice. If, however, you find your needs require moving the screen to different locations then a portable screen is a better alternative. This brochure focuses on Da-Lite's fixed frame screens and masking systems. If you would like information on additional Da-Lite products, please visit our website or contact Da-Lite's Sales Partners.

FRONT PROJECTION SCREEN SURFACES

GREENGUARD® and GREENGUARD® Children and Schools Certified.	Screen surface can be cleaned.	Flame retardant.	Mildew resistant.	Number shows the optimal width of the ideal viewing half angle.	Indicates Goniophotometer reflectance readings. The higher the number, the greater light transmitted to the audience.
---	--------------------------------	------------------	-------------------	---	---

DA-MAT®

Da-Mat® features a smooth, white surface for precise image reproduction and provides an exceptionally wide angle of view with little loss of resolution. It is a highly flexible fabric. Da-Mat® is a great choice for situations with controlled ambient light and where a wide viewing angle is necessary. Available with or without black backing depending on screen model.

(Seamless in sizes up to 16' in height)

60° 1.0

HIGH CONTRAST DA-MAT®

With a special gray surface, this screen material is designed for use with today's high output LCD, DLP and D-ILA projectors. By lowering the black levels of the projected video image, this surface creates a more film-like image and is a good choice when video is the main source of projected information. This screen surface is best used when there is good control of ambient lighting and a moderately wide viewing angle is desired.

(Seamless in sizes up to 16' in height)

45° 0.8

CINEMA VISION

A unique fabric that offers a bright, uniform image with no color shift at any viewing angle. This surface is designed to provide a higher amount of brightness for lower output projector types. Its increased reflectivity will help enhance the image brightness in situations where a low level of ambient light is present. This surface is a good choice when producing video images.

(Seamless in sizes up to 16' in height)

45° 1.3

HIGH CONTRAST CINEMA VISION

Designed for today's moderate output DLP and LCD projectors, this screen surface is a great choice when video images are the main source of information being projected and where ambient lighting is moderately controlled. With its specially designed gray base surface and a reflective top surface, this screen material is able to provide very good black levels without sacrificing the white level output.

(Seamless in sizes up to 16' in height)

50° 1.1

PEARLESCENT

Pearlescent offers a higher amount of reflectivity and brilliance without loss of image quality or resolution and is designed for use in applications where moderate viewing angles are required. This surface is a good choice when producing video images with a lower output projector and where there is a high amount of ambient light present.

(Seamless in sizes up to 16' in height)

40° 1.5

HD PROGRESSIVE 1.1 PERF

Designed for applications where a more realistic soundstage is desired, this fabric allows for the installation of speakers to be placed behind the surface. With virtually no sound loss and excellent image quality, this fabric provides the same optical characteristics as the HD Progressive 1.1 screen surface with specially designed perforations to allow sound to pass through the material.

(Available in sizes up to 8' in height)

85° 1.1

FRONT PROJECTION SCREEN SURFACES

AUDIO VISION

Designed for applications where a more realistic soundstage is desired, this fabric allows for the installation of speakers to be placed behind the surface. With virtually no sound loss and good image quality, this fabric provides the same optical characteristics as the Da-Mat® surface with specially designed perforations to allow sound to pass through the screen material.

(Available in sizes up to 8' in height)



HIGH CONTRAST AUDIO VISION

With the same optical characteristics as the High Contrast Da-Mat® material, this surface is designed to provide the viewer with a more realistic soundstage by placing speakers behind the screen and allowing the sound to be transmitted through the material. This screen surface is best used when there is good control of ambient lighting and a moderately wide viewing angle is desired.

(Available in sizes up to 8' in height)



HIGH CONTRAST CINEMA PERF

With the same optical characteristics as High Contrast Cinema Vision, this surface is perforated to allow placement of a center channel speaker behind the screen surface while allowing the sound to transmit through the material. Ideal for use in environments with moderate control of ambient light.

(Available in sizes up to 8' in height)



HIGH POWER®

This screen surface provides the reflectivity and optical characteristics of a traditional glass beaded surface with the ability to clean the surface when necessary. Its smooth textured surface provides the highest gain of all front projection screen surfaces with little loss of resolution. The moderate viewing angle and its ability to reflect light back along the projection axis make this surface the best choice for situations where there is a moderate amount of ambient light and the projector is placed on a table-top or in the same horizontal viewing plane as the audience.

(Seamless in sizes under 8' in height)



HIGH CONTRAST HIGH POWER®

This revolutionary screen surface provides a unique combination of high gain along with contrast enhancement due to its gray base and highly reflective top surface. The result is a screen surface with moderate viewing angles and the ability to reflect light back towards the source. These characteristics make this surface an excellent choice for environments with a moderate amount of ambient light and a projector which is placed on a table top or in the same horizontal viewing plane as the audience.

(Seamless in sizes under 8' in height)



SILVER LITE 2.5

Silver Lite 2.5 is a multi-purpose front projection surface that is optimized for passive linear and circular 3D applications and is also an excellent 2D screen material. For passive 3D applications, the silver surface maintains 99.3% of polarized light and the 2.5 gain of the material compensates for the light lost in the polarization filtering process. The polarization retention and high extinction ratio eliminate the ghosting or crosstalk common with stereoscopic 3D projection. For 2D projection, the gain and high contrast characteristics of the material make it perfect for projection in high ambient light conditions or for use with a low output projector.

(Available in sizes up to 8' in height)



3D VIRTUAL GREY

Designed specifically for passive 3D front projection systems, 3D Virtual Grey is a flexible projection fabric that retains 99% of polarized light. Other characteristics include the ability to maintain high extinction values, virtually eliminate ghosting or crosstalk common with stereoscopic 3D projection and excellent image contrast.

(Available in sizes up to 16' in height)



REAR PROJECTION SCREEN SURFACES

DA-TEX®

A translucent, neutral gray surface that offers high transmission and low reflectance values for optimal viewing. It yields excellent color rendition, image contrast and a moderately wide viewing angle. Suitable for rear projection applications with high ambient light.

(Seamless in sizes up to 16' in height)

     30°  1.3

HIGH CONTRAST DA-TEX®

High Contrast Da-Tex® is a unity gain rear projection surface with a specially designed dark gray tint and is formulated to provide lower black levels for today's high output projectors. Suitable for rear projection applications with high ambient light.

(Seamless in sizes up to 16' in height)

     40°  1.0

DUAL VISION

Dual Vision is a flexible projection fabric capable of both front and rear projection. The Dual Vision surface is ideal for video projection under controlled light conditions. With an exceptionally wide viewing cone and light gray tint, each seat in the audience will observe a uniform, sharp image with no color shift. Surface needs to be tensioned due to its flexible nature.

(Seamless in sizes up to 16' in height)

     65°  0.9

ULTRA WIDE ANGLE

Flexible Fabric Screen: Ultra Wide Angle is a flexible rear projection fabric formulated for applications where exceptionally wide viewing angles are desired and ambient light is controlled. Based on its ability to diffuse light uniformly, Ultra Wide Angle fabric is ideal for installations utilizing multiple projection edge blending or wide format screens with short focal length projection lenses. By virtue of its characteristics, Ultra Wide Angle fabric dramatically reduces the potential for hotspotting.

(Seamless in sizes up to 16' in height)

     78°  0.65


3D VIRTUAL BLACK®

3D Virtual Black® is a flexible rear projection fabric for passive 3D that retains 99% polarization, thereby maintaining a high fidelity 3D image and virtually eliminating all image ghosting. The black surface finish provides excellent image contrast and its 1.3 gain offers exceptionally vivid images even in ambient light conditions.

(Seamless in sizes up to 16' in height)

     10°  1.3

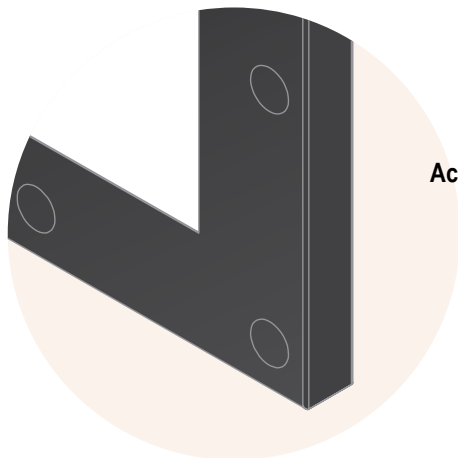
FIXED FRAME SCREEN FRAMES




Cinema Contour®
page 9




Da-Snap
page 10



Acoustical Imager®
page 13



Imer
page 12

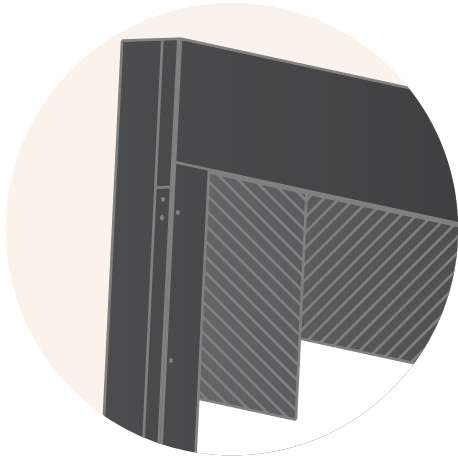


Acoustical Imager®
page 13




Multi Vision Imager
page 14

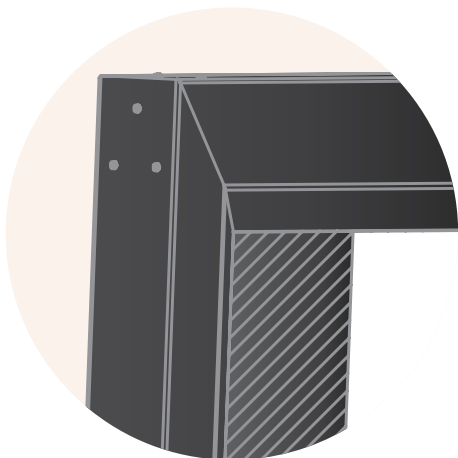
FIXED FRAME SCREEN FRAMES



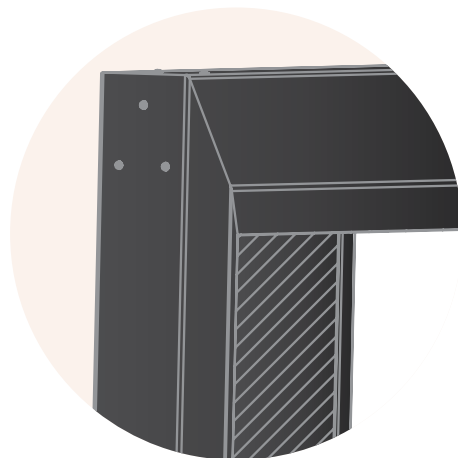
Multi-Mask Imager
page 15



Pro-Imager
page 16 and 17



Dual Format Imager
pages 18



Multi Format Imager
page 19



Series 200 and Series 300 Lace and Grommet Frame
page 20 and 21

CINEMA CONTOUR®

Permanently Mounted Wall Screen

- Designed for mounting on the wall or into a wall opening.
- Cinema Contour has a 45° angle cut frame for a sleek, modern appearance.
- Surface mounts to the back of an aluminum frame that provides a masking border.
- Frame standard with Pro-Trim® finish, a fabric frame covering that aesthetically enhances the appearance of the installation while absorbing light that surrounds the viewing area.



SCREEN SURFACES

Da-Mat®	High Contrast High Power®
High Contrast Da-Mat®	Dual Vision
Da-Tex® (Rear)	HD Progressive 1.1 Perf
Pearlescent	Audio Vision
Cinema Vision	High Contrast Audio Vision
High Contrast Cinema Vision	3D Virtual Black®
High Contrast Cinema Perf	3D Virtual Grey
High Power®	Silver Lite 2.5

See pages 4-6 for surface descriptions.

Also available with seven veneer frame finishes. See page 23 for veneer choices.



4:3 VIDEO

Viewing Area H x W	Nominal Diagonal
36" x 48"	60"
43" x 57 1/2"	72"
50 1/2" x 67"	84"
57 1/2" x 77"	96"
60" x 80"	100"
72" x 96"	120"
90" x 120"	150"
108" x 144"	180"
120" x 160"	200"
144" x 192"	240"

16:9 HDTV

Viewing Area H x W	Nominal Diagonal
37 1/2" x 67"	77"
40 1/2" x 72"	82"
45" x 80"	92"
49" x 87"	100"
52" x 92"	106"
54" x 96"	110"
58" x 104"	119"
65" x 116"	133"
78" x 139"	159"
94 1/2" x 168"	193"
108" x 192"	220"

16:10 WIDE

Viewing Area H x W	Nominal Diagonal
50" x 80"	94"
57 1/2" x 92"	109"
60" x 96"	113"
65" x 104"	123"
69" x 110"	130"
72 1/2" x 116"	137"
87" x 139"	164"
100" x 160"	189"
110" x 176"	208"
120" x 192"	226"

2.35:1 CINEMASCOPE

Viewing Area H x W	Nominal Diagonal
37 1/2" x 88"	96"
40 1/2" x 95"	103"
45" x 106"	115"
49" x 115"	125"
52" x 122"	133"
54" x 126"	138"
58" x 136 1/2"	148"
65" x 153"	166"
78" x 183 1/2"	199"
81 1/2" x 192"	208"

To calculate overall frame dimensions, add 6" to viewing area height and width.

DA-SNAP



Permanent Wall Mount Screen


- Designed for mounting on the wall or into wall opening.
- Easily attach front or rear projection screen surface with snaps or optional Velcro®.
- Surface mounts to back of 1½" wide black powder coated frame that provides a masking border.

SCREEN SURFACES


Da-Mat®	High Contrast High Power®
High Contrast Da-Mat®	Dual Vision
Da-Tex® (Rear)	HD Progressive 1.1 Perf
Pearlescent	Audio Vision
Cinema Vision	High Contrast Audio Vision
High Contrast Cinema Vision	3D Virtual Black®
High Contrast Cinema Perf	3D Virtual Grey
High Power®	Silver Lite 2.5

See pages 4-6 for surface descriptions.

Also available with T-Legs for portable applications.



Pro-Trim® fabric frame covering available to enhance appearance and absorb ambient light.



4:3 VIDEO

Viewing Area H x W	Nominal Diagonal
36" x 48"	60"
43" x 57½"	72"
50½" x 67"	84"
57½" x 77"	96"
60" x 80"	100"
72" x 96"	120"
90" x 120"	150"
108" x 144"	180"
120" x 160"	200"
144" x 192"	240"

16:9 HDTV

Viewing Area H x W	Nominal Diagonal
37½" x 67"	77"
40½" x 72"	82"
45" x 80"	92"
49" x 87"	100"
52" x 92"	106"
54" x 96"	110"
58" x 104"	119"
65" x 116"	133"
78" x 139"	159"
94½" x 168"	193"
108" x 192"	220"

16:10 WIDE

Viewing Area H x W	Nominal Diagonal
50" x 80"	94"
57½" x 92"	109"
60" x 96"	113"
65" x 104"	123"
69" x 110"	130"
72½" x 116"	137"
87" x 139"	164"
100" x 160"	189"
110" x 176"	208"
120" x 192"	226"

2.35:1 CINEMASCOPE

Viewing Area H x W	Nominal Diagonal
37½" x 88"	96"
40½" x 95"	103"
45" x 106"	115"
49" x 115"	125"
52" x 122"	133"
54" x 126"	138"
58" x 136½"	148"
65" x 153"	166"
78" x 183½"	199"
81½" x 192"	208"

To calculate overall frame dimensions, add 3" to viewing area height and width.

PERM-WALL

Permanent Wall Mounted Screen

- Designed for permanent mounting to the wall or in a wall opening.
- Front or rear projection surfaces snap easily on to the front of the 1" black aluminum frame.
- Flat back and sides for easy installation.
- Provides a perfectly flat viewing surface for graphic and data video projection.



SCREEN SURFACES

Da-Mat®	High Contrast Cinema Perf
High Contrast Da-Mat®	High Power®
Da-Tex® (Rear)	High Contrast High Power®
Pearlescent	Dual Vision
Cinema Vision	Audio Vision
High Contrast Cinema Vision	High Contrast Audio Vision

See pages 4-6 for surface descriptions.

4:3 VIDEO

Viewing Area H x W	Nominal Diagonal
41" x 56"	72"
50" x 67"	84"
59" x 80"	100"
68" x 92"	120"
90" x 120"	150"
108" x 144"	180"
120" x 160"	200"
144" x 192"	240"

16:9 HDTV

Viewing Area H x W	Nominal Diagonal
37½" x 67"	77"
40½" x 72"	82"
45" x 80"	92"
49" x 87"	100"
52" x 92"	106"
54" x 96"	110"
58" x 104"	119"
65" x 116"	133"
78" x 139"	159"
94½" x 168"	193"
108" x 192"	220"

To calculate overall frame dimensions, add 4" to viewing area height and width.

IMAGER



Permanent Wall Mounted Screen

- Perfectly flat, permanent wall mounted screen ideal for video projection.
- Projection fabric is attached to the 2" frame by snaps or optional Velcro®.
- Black powder coated aluminum frame provides a sleek black masking border.

SCREEN SURFACES


Da-Mat®	High Contrast Cinema Perf
High Contrast Da-Mat®	HD Progressive 1.1 Perf
Da-Tex® (Rear)	Dual Vision
Pearlescent	Audio Vision
Cinema Vision	High Contrast Audio Vision
High Contrast Cinema Vision	

See pages 4-6 for surface descriptions.

Also available with seven veneer frame finishes. See page 23 for veneer choices.



Pro-Trim® fabric frame covering available to enhance appearance and absorb ambient light.



4:3 VIDEO

Viewing Area H x W	Nominal Diagonal
36" x 48"	60"
43" x 57½"	72"
50½" x 67"	84"
57½" x 77"	96"
60" x 80"	100"
72" x 96"	120"
90" x 120"	150"

16:9 HDTV

Viewing Area H x W	Nominal Diagonal
37½" x 67"	77"
40½" x 72"	82"
45" x 80"	92"
49" x 87"	100"
52" x 92"	106"
54" x 96"	110"
58" x 104"	119"
65" x 116"	133"
78" x 139"	159"

2.35:1 CINEMASCOPE

Viewing Area H x W	Nominal Diagonal
37½" x 88"	96"
40½" x 95"	103"
45" x 106"	115"
49" x 115"	125"
52" x 122"	133"
54" x 126"	138"
58" x 136½"	148"

To calculate overall frame dimensions, add 4" to viewing area height and width.

ACOUSTICAL IMAGER®

Wall Mounted Screen with Integrated Speakers

- Combines a fixed frame screen with 5.1 Surround Sound.
- JBL left, center and right channel speakers are integrated into the frame. Two satellite speakers and powered subwoofer also included.
- Standard with black Pro-Trim®, a fabric frame covering that absorbs light surrounding the viewing area and aesthetically enhances the appearance of the frame.
- Frame dimensions of 5 1/4" wide x 3" deep.



SCREEN SURFACES

Da-Mat®	Cinema Vision
High Contrast Da-Mat®	High Contrast Cinema Vision
Da-Tex® (Rear)	High Power®
Pearlescent	Dual Vision

See pages 4-6 for surface descriptions.



Left, center and right channel speakers integrated into frame.

Standard JBL 5.1 Surround Sound System, upgradeable to 6.1 or 7.1.

Wall or table-mount satellite speakers and subwoofer.

4:3 VIDEO

Viewing Area H x W	Nominal Diagonal
50 1/2" x 67"	84"
60" x 80"	100"
72" x 96"	120"
90" x 120"	150"

16:9 HDTV

Viewing Area H x W	Nominal Diagonal
37 1/2" x 67"	77"
45" x 80"	92"
49" x 87"	100"
52" x 92"	106"
54" x 96"	110"
58" x 104"	119"
65" x 116"	133"

To calculate overall frame dimensions, add 10 1/2" to viewing area height and width.

MULTI VISION IMAGER



Permanent Wall Mounted Screen with Two Viewing Surfaces

- Combines a fixed screen and a tab tensioned electric screen in one frame.
- Perfect for multi-purpose 2D/3D projection systems.
- Both the fixed and retractable surfaces are tensioned at all times to provide the flattest possible surface for optimal viewing.
- Frame standard with Pro-Trim® finish, a fabric frame covering that aesthetically enhances the appearance of the installation while absorbing light that surrounds the viewing area.

Tab tensioned screen surface lowers over fixed screen.



SCREEN SURFACES

Da-Mat®	Cinema Vision
High Contrast Da-Mat®	High Contrast Cinema Vision
Pearlescent	3D Virtual Grey

See pages 4-6 for surface descriptions.

16:9 HDTV

Viewing Area H x W	Nominal Diagonal
52" x 92"	106"
54" x 96"	110"
58" x 104"	119"
65" x 116"	133"
78" x 139"	159"

2.35:1 CINEMASCOPE

Viewing Area H x W	Nominal Diagonal
40½" x 95"	103"
45" x 106"	115"
49" x 115"	125"
52" x 122"	133"
54" x 126"	138"
58" x 136½"	148"

To calculate overall frame dimensions, add 16" to viewing area height and 25" to viewing area width.

MULTI-MASK IMAGER

AVAILABLE SIZES

	Viewing Area H x W	Nominal Diagonal
Overall Dimensions	63" x 90"	
Cinemascope (2.35:1)	34" x 80"	87"
Letterbox (1.85:1)	43" x 80"	91"
HDTV (1.78:1)	45" x 80"	92"
NTSC Video (1.33:1)	45" x 60"	75"

	Viewing Area H x W	Nominal Diagonal
Overall Dimensions	67" x 97"	
Cinemascope (2.35:1)	37" x 87"	95"
Letterbox (1.85:1)	47" x 87"	99"
HDTV (1.78:1)	49" x 87"	100"
NTSC Video (1.33:1)	49" x 65"	82"

	Viewing Area H x W	Nominal Diagonal
Overall Dimensions	70" x 102"	
Cinemascope (2.35:1)	39" x 92"	100"
Letterbox (1.85:1)	50" x 92"	105"
HDTV (1.78:1)	52" x 92"	106"
NTSC Video (1.33:1)	52" x 69"	86"

	Viewing Area H x W	Nominal Diagonal
Overall Dimensions	72" x 106"	
Cinemascope (2.35:1)	41" x 96"	104"
Letterbox (1.85:1)	52" x 96"	109"
HDTV (1.78:1)	54" x 96"	110"
NTSC Video (1.33:1)	54" x 72"	90"

	Viewing Area H x W	Nominal Diagonal
Overall Dimensions	76" x 114"	
Cinemascope (2.35:1)	44" x 104"	113"
Letterbox (1.85:1)	56" x 104"	118"
HDTV (1.78:1)	58" x 104"	119"
NTSC Video (1.33:1)	58" x 77"	96"

	Viewing Area H x W	Nominal Diagonal
Overall Dimensions	83" x 126"	
Cinemascope (2.35:1)	49" x 116"	126"
Letterbox (1.85:1)	63" x 116"	132"
HDTV (1.78:1)	65" x 116"	133"
NTSC Video (1.33:1)	65" x 86"	108"



Optimum Viewing of Multiple Video Image Formats

- Fixed frame screen that features both horizontal and vertical masking.
- With all masking retracted, the screen is HDTV (1.78:1) aspect ratio. With masking, you can achieve NTSC Video (1.33:1), Letterbox (1.85:1) and Cinemascope (2.35:1) formats.
- Frame standard with Pro-Trim® finish, a fabric frame covering that aesthetically enhances the appearance of the installation while absorbing light that surrounds the viewing area.
- Multi-Channel Infrared Remote (MCIR) accessory available.

SCREEN SURFACES

Da-Mat®	Pearlescent	High Contrast Cinema Perf	HD Progressive 1.1 Perf
High Contrast Da-Mat®	Cinema Vision	High Power®	Audio Vision
Da-Tex® (Rear)	High Contrast Cinema Vision	Dual Vision	High Contrast Audio Vision

See pages 4-6 for surface descriptions.



HDTV 1.78:1



NTSC Video 1.33:1



Letterbox 1.85:1



Cinemascope 2.35:1

To calculate overall frame dimensions, add 18" to viewing area height and 10" to viewing area width.

PRO-IMAGER VERTICAL MASKING SYSTEM



Black masks are raised and lowered to change image format.



Motorized System for Masking Between Two Formats

- System can be installed over Da-Lite's Imager, Da-Snap, Perm-Wall or rear projection screens or over any other permanently wall mounted screen (sold separately).
- Masks the screen from an NTSC format to either an HDTV or Letterbox format.
- Masking fabric will mask the screen equally from top to bottom.
- Masking fabric will close symmetrically to correct format.
- Frame standard with Pro-Trim® finish, a fabric frame covering that aesthetically enhances the appearance of the installation while absorbing light that surrounds the viewing area.

NTSC VIDEO TO HDTV (1.33:1 - 1.78:1)

Viewing Area NTSC 1.33:1 H x W	Nominal Diagonal	Masked to HDTV 1.78:1 H x W	Nominal Diagonal
36" x 48"	60"	27" x 48"	55"
43" x 57½"	72"	32" x 57½"	66"
50½" x 67"	84"	37" x 67"	77"
57½" x 77"	96"	43" x 77"	89"
60" x 80"	100"	45" x 80"	92"
72" x 96"	120"	54" x 96"	110"
90" x 120"	150"	67½" x 120"	138"

NTSC VIDEO TO LETTERBOX (1.33:1 - 1.85:1)

Viewing Area NTSC 1.33:1 H x W	Nominal Diagonal	Masked to Letterbox 1.85:1 H x W	Nominal Diagonal
36" x 48"	60"	26" x 48"	55"
43" x 57½"	72"	31" x 57½"	65"
50½" x 67"	84"	36" x 67"	76"
57½" x 77"	96"	41" x 77"	87"
60" x 80"	100"	43" x 80"	91"
72" x 96"	120"	51" x 96"	109"
90" x 120"	150"	65" x 120"	136"

To calculate overall frame dimensions, add 12" to viewing area height and 9" to viewing area width.

PRO-IMAGER HORIZONTAL MASKING SYSTEM

Motorized System for Masking Between Two Formats

- System can be installed over Da-Lite’s Imager, Da-Snap, Perm-Wall or rear projection screens or over any other permanently wall mounted screen (sold separately).
- Masks the screen from an HDTV format or Cinemascope format to an NTSC format.
- Masking fabric attached to a slat bar will mask the screen equally on each side.
- Masking fabric will lower from the top with the slat bar concealed in the bottom frame.
- Frame standard with Pro-Trim® finish, a fabric frame covering that aesthetically enhances the appearance of the installation while absorbing light that surrounds the viewing area.



Black masks are raised and lowered to change image format.



HDTV TO NTSC VIDEO (1.78:1 - 1.33:1)

Viewing Area HDTV 1.78:1 H x W	Nominal Diagonal	Masked to NTSC 1.33:1 H x W	Nominal Diagonal
45" x 80"	92"	45" x 60"	75"
49" x 87"	100"	49" x 65"	82"
52" x 92"	106"	52" x 69"	86"
54" x 96"	110"	54" x 72"	90"
58" x 104"	119"	58" x 77"	96"
65" x 116"	133"	65" x 86"	108"
78" x 139"	159"	78" x 104"	130"

CINEMASCOPE TO HDTV (2.35:1 - 1.78:1)

Viewing Area Cinemascope 2.35:1 H x W	Nominal Diagonal	Masked to HDTV 1.78:1 H x W	Nominal Diagonal
37½" x 88"	96"	37½" x 67"	70"
40½" x 95"	103"	40½" x 72"	82"
45" x 106"	115"	45" x 80"	92"
49" x 115"	125"	49" x 87"	100"
52" x 122"	133"	52" x 92"	106"
54" x 126"	138"	54" x 96"	110"

To calculate overall frame dimensions, add 12" to viewing area height and 9" to viewing area width.

DUAL FORMAT IMAGER MASKING SYSTEM

Large Motorized System for Masking Between Two Formats



- Large horizontal motorized system for masking Cinemascope to HDTV format or HDTV to NTSC Video format.
- System can be installed over Da-Lite's Cinema Contour®, Imager, Da-Snap or Perm-Wall fixed frame screen, rear projection screens or over any other permanently wall mounted screen.
- Masking fabric attached to a slat bar will mask the screen equally on each side.
- Masking fabric will lower from the top with the slat bar concealed in the bottom frame.
- Frame standard with Pro-Trim® finish, a fabric frame covering that aesthetically enhances the appearance of the installation while absorbing light that surrounds the viewing area.



HDTV TO NTSC VIDEO (1.78:1 - 1.33:1)

Viewing Area Cinemascope 2.35:1 H x W	Nominal Diagonal	Masked to NTSC 1.33:1 H x W	Nominal Diagonal
65" x 116"	133"	65" x 86"	108"
78" x 139"	159"	78" x 104"	130"
94½" x 168"	193"	94½" x 126"	158"
108" x 192"	220"	108" x 144"	180"

CINEMASCOPE TO HDTV (2.35:1 - 1.78:1)

Viewing Area Cinemascope 2.35:1 H x W	Nominal Diagonal	Masked to HDTV 1.78:1 H x W	Nominal Diagonal
49" x 115"	125"	49" x 87"	100"
52" x 122"	133"	52" x 92"	106"
54" x 126"	138"	54" x 96"	110"
58" x 136½"	148"	58" x 104"	119"
65" x 153"	166"	65" x 116"	133"
78" x 183½"	199"	78" x 139"	159"
81½" x 192"	208"	81½" x 145"	166"

To calculate overall frame dimensions, add 16" to viewing area height and width.

MULTI FORMAT IMAGER MASKING SYSTEM

AVAILABLE SIZES

	Viewing Area H x W	Nominal Diagonal
Overall Dimensions	65" x 131"	
Cinemascope (2.35:1)	49" x 115"	125"
Letterbox (1.85:1)	49" x 90½"	103"
HDTV (1.78:1)	49" x 87"	100"
NTSC Video (1.33:1)	49" x 65"	82"

	Viewing Area H x W	Nominal Diagonal
Overall Dimensions	68" x 138"	
Cinemascope (2.35:1)	52" x 122"	133"
Letterbox (1.85:1)	52" x 96"	109"
HDTV (1.78:1)	52" x 92"	106"
NTSC Video (1.33:1)	52" x 69"	87"

	Viewing Area H x W	Nominal Diagonal
Overall Dimensions	70" x 142"	
Cinemascope (2.35:1)	54" x 126"	138"
Letterbox (1.85:1)	54" x 100"	114"
HDTV (1.78:1)	54" x 96"	110"
NTSC Video (1.33:1)	54" x 72"	90"

	Viewing Area H x W	Nominal Diagonal
Overall Dimensions	74" x 152½"	
Cinemascope (2.35:1)	58" x 136½"	148"
Letterbox (1.85:1)	58" x 107½"	122"
HDTV (1.78:1)	58" x 104"	119"
NTSC Video (1.33:1)	58" x 77"	97"

	Viewing Area H x W	Nominal Diagonal
Overall Dimensions	81" x 169"	
Cinemascope (2.35:1)	65" x 153"	166"
Letterbox (1.85:1)	65" x 120"	137"
HDTV (1.78:1)	65" x 116"	133"
NTSC Video (1.33:1)	65" x 86½"	108"

	Viewing Area H x W	Nominal Diagonal
Overall Dimensions	94" x 199½"	
Cinemascope (2.35:1)	78" x 183½"	199"
Letterbox (1.85:1)	78" x 144½"	164"
HDTV (1.78:1)	78" x 139"	159"
NTSC Video (1.33:1)	78" x 104"	130"

	Viewing Area H x W	Nominal Diagonal
Overall Dimensions	97½" x 208"	
Cinemascope (2.35:1)	81½" x 192"	208"
Letterbox (1.85:1)	81½" x 151"	171"
HDTV (1.78:1)	81½" x 145"	166"
NTSC Video (1.33:1)	81½" x 108½"	136"


The Ultimate Big Screen Masking System




- Fixed frame masking system that features variable horizontal masking.
- With the masking retracted, the screen is Cinemascope (2.35:1) aspect ratio. With masking, you can achieve Letterbox (1.85:1), HDTV (1.78:1) and NTSC Video (1.33:1) formats.
- System can be installed over Da-Lite's Cinema Contour®, Imager, Da-Snap or Perm-Wall fixed frame screen, rear projection screens or over any other permanently wall mounted screen.
- The right and left masks can be adjusted together or independently to change the factory preset stops or to create custom aspect ratios.
- Frame standard with Pro-Trim® finish, a fabric frame covering that aesthetically enhances the appearance of the installation while absorbing light that surrounds the viewing area.



Cinemascope 2.35:1



Letterbox 1.85:1



HDTV 1.78:1

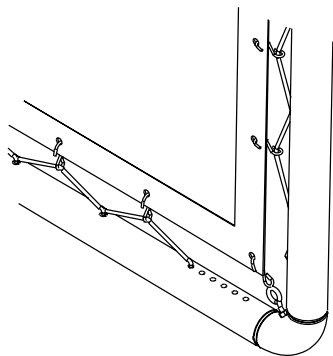


NTSC Video 1.33:1

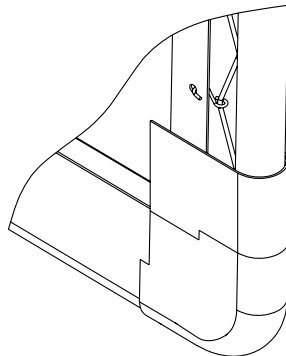
To calculate overall frame dimensions, add 16" to viewing area height and width.

SERIES 200 LACE AND GROMMET FRAME

- Construction of 2" diameter aluminum tubing.
- Available with 6" wide Pro-Trim® Masking Cover for non-curved frames or velour masking for curved frames to conceal screen binding and lacing cord.
- The Curved Series 200 Frame may be specified to any degree of single axis curve with a maximum width of 30'.
- Lacing Cord and "S" Hooks included and positioned.
- The Series 200 Frame is recommended for use with Da-Lite's front projection screen surfaces in sizes up to 30' wide and rear projection screen surfaces in sizes up to 20' wide.



Frame includes pre-positioned lacing cord and "S" Hooks.



Optional Pro-Trim® Masking Cover conceals screen binding and lacing cord.

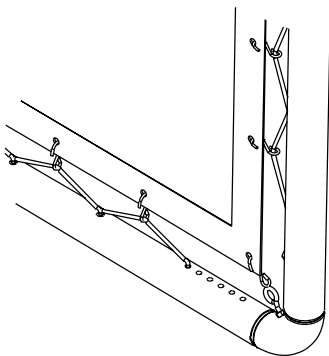


Description

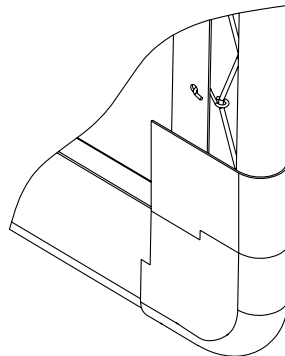
- Series 200 Lace and Grommet Frame
- Series 200 Lace and Grommet Frame with 6" Pro-Trim® Masking Cover
- Series 200 Lace and Grommet Frame with Single Axis Curve
- Series 200 Lace and Grommet Frame with Single Axis Curve and Velour Masking

SERIES 300 LACE AND GROMMET FRAME

- Construction of 3" diameter aluminum tubing.
- Available with 7" wide Pro-Trim® Masking Cover for non-curved frames or velour masking for curved frames to conceal screen binding and lacing cord.
- The Curved Series 300 Frame may be specified to any degree of single axis curve with a maximum width of 90' wide.
- Lacing Cord and "S" Hooks included and positioned.
- Recommended for use with Da-Lite's front projection screen surfaces in sizes up to 90' wide and rear projection screen surfaces in sizes up to 40' wide.



Frame includes pre-positioned lacing cord and "S" Hooks.




Optional Pro-Trim® Masking Cover conceals screen binding and lacing cord.



Description

- Series 300 Lace and Grommet Frame
- Series 300 Lace and Grommet Frame with 7" Pro-Trim® Masking Cover
- Series 300 Lace and Grommet Frame with Single Axis Curve
- Series 300 Lace and Grommet Frame with Single Axis Curve and Velour Masking

LACE AND GROMMET SCREEN SURFACES



Grommet Style Custom Screen

- Offers a permanent fixed or fly screen for lace and grommet frame.
- Heavy duty brass grommets provide even tensioning of the screen.
- Snap Button Style also available for mounting on provided studs.
- Various sizes and fabric options available with choice of white or black edge binding.

SCREEN SURFACES

- Da-Mat®
- High Contrast Da-Mat®
- Da-Tex® (Rear)
- High Contrast Da-Tex® (Rear)
- Pearlescent
- Cinema Vision
- High Contrast Cinema Vision
- High Contrast Cinema Perf
- High Power®
- High Contrast High Power®
- Dual Vision
- HD Progressive 1.1 Perf
- Audio Vision
- High Contrast Audio Vision
- Ultra Wide Angle
- 3D Virtual Black®
- 3D Virtual Grey

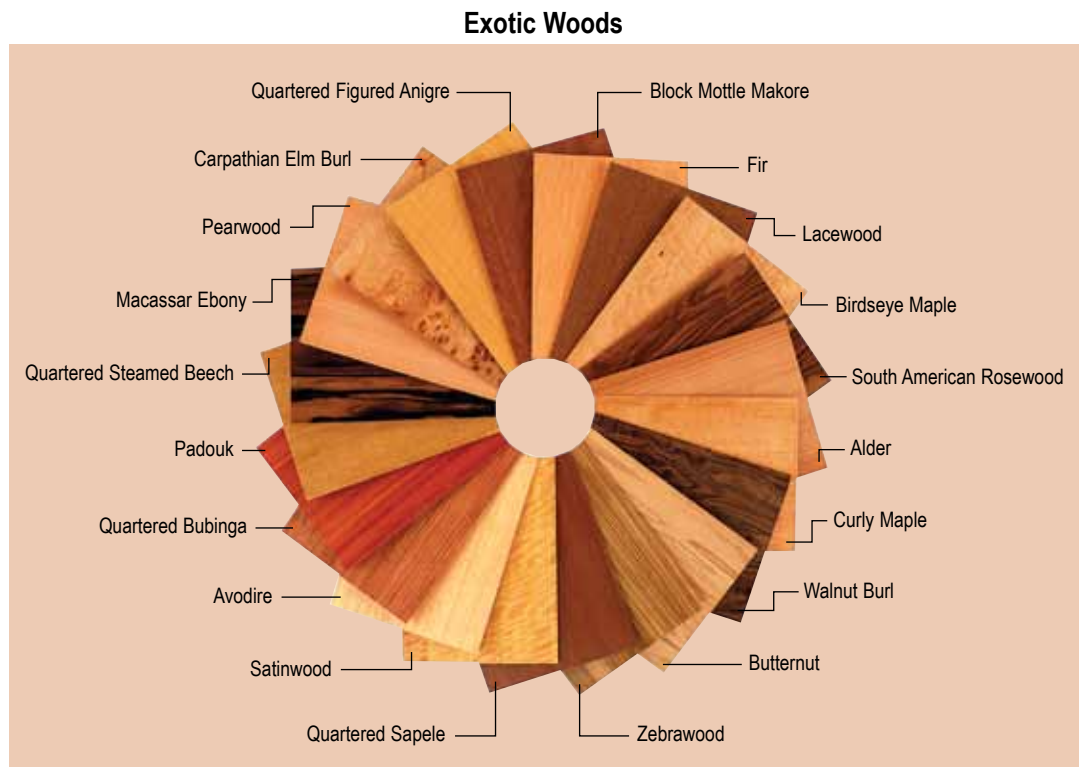
See pages 4-6 for surface descriptions.

veneers finishes for cinema contour and imager

Hand-Rubbed Veneers
 Real wood veneers have hand rubbed finishes for a deep, rich appearance. Select from the standard offerings shown here or contact Da-Lite for custom veneers and color matching.



Custom Veneers and Finishes
 In addition to our seven standard veneers, we offer a wide variety of exotic veneers and finishes. Shown is a small sampling of the exotic varieties of wood veneers that are available. Through Da-Lite's exclusive five step finishing process, we are capable of matching any veneer finish. With a unique hand staining and filling procedure, we can color match any finish with a deep, rich tone to enhance every room decor.



Custom veneers and color matching available upon request. Finishes and textures of veneers may vary in tone or character from these printed representations. For critical color matching, contact Da-Lite for actual veneer samples.



DA-LITE

DA-LITE SCREEN COMPANY LLC
3100 North Detroit Street
P.O. Box 137
Warsaw, IN 46581-0137 U.S.A.
Phone: 574.267.8101
Toll Free: 800.622.3737
Fax: 574.267.7804
Toll Free Fax: 877.325.4832
www.da-lite.com
info@da-lite.com



*Scan this QR code with your
mobile phone's QR Reader for
more information on Da-Lite's
Fixed Frame products.*