

# SELECTING YOUR FLEX

There are five members of the Flex family, each with a slightly different set of connectivity options.

Model #	Screen	Serial Ports	IR Ports	GPIO Ports	Network
FLEX-LT100	3.5" Color Touchscreen	2	2	N/A	N/A
FLEX-LT150	3.5" Color Touchscreen	N/A	N/A	N/A	10/100 w/ PoE
FLEX-LT200	3.5" Color Touchscreen	4	4	4	10/100 w/ PoE
FLEX-LT300	N/A	4	4	4	10/100 w/ PoE
T6-FLEX Table Box	3.5" Color Touchscreen	4	4	4	10/100 w/ PoE

**FLEX-LT100** – The entry level member of the Flex Family. The LT100 has 2 serial ports and 2 IR ports making it perfect to control a small, stand-alone room.

**FLEX-LT150** – The LT150 is a specialized member of the Flex Family. It is intended to be used when only Ethernet equipped devices need to be controlled, or as an additional touch panel for the LT200 or LT300.


**FLEX-LT200** – The LT200 is the fully equipped member of the Flex Family. It features the full complement of serial, IR, GPIO and Ethernet ports and is the right choice for larger installations or where network connectivity is required.

**T6-FLEX** – The T6-FLEX has the same features as the LT200 with addition of being encased in one of our elegant T6 table boxes. The interior compartment can be populated with a variety of AC and AV connector plates available from FSR.



**FLEX-LT300** – The LT300 is another specialty member of the Flex Family. The LT300 is basically an LT-200 in a box without a touchscreen. The LT300 can be mounted in a rack or Ceiling Box and connected to all of the devices that need to be controlled. The user interface to the LT300 is provided either by a FLEX-LT200 or LT150 or the Flex Remote Windows application.

# FLEX CONTROL SYSTEM



FLEX-LT Wallplate



T6-FLEX Table Box



FLEX-LT Mounted in a DSKB Desktop Housing

Control systems make our everyday life easier. Like the universal remotes that we have in our home, control systems allow us to manipulate nearly any aspect of the technology around us with the touch of a button.

The Flex Control System places a sophisticated level of control within everyone's reach.

## ACCESSORIES




Audio Mixers / Switchers for Voice Lift Applications



8 Ohm and 70 volt Amplifiers



Serial Controlled Relay and Volume Modules



Adds relay control capability to FLEX systems for automated window treatments, lighting, etc.



Desktop Mounting Brackets



Locking Wall Plate Covers



Front cover photo: Copyright SMART Technologies. All rights reserved.  
Lit 1359C



244 Bergen Blvd. · Woodland Park, NJ 07424  
www.fsrinc.com · sales@fsrinc.com · (800) 332-3771



THE

# FLEX CONTROL SYSTEM

Every AV equipped boardroom and classroom could benefit from a control system. With one, the entire room can be manipulated from a simple touch.

The Flex control system is a small, powerful and affordable solution perfect for nearly any installation. It features a 3.5" color LCD touchscreen and all of the connectivity needed to control the lighting, shades and every piece of AV equipment installed all from one central location.



The Flex can be mounted in a wall, podium, desktop or boardroom table. Multiple Flex panels can be used within a room so that room control is always convenient.

A Flex can also be remotely controlled from a Windows computer using the Flex Remote Control software. The software connects to the Flex installed in the room and replicates the screen on the desktop. The Flex remote is available for: Windows 8®; Windows RT®; Windows Phone®; Android®; iPad® and iPhone®.



With the touch of a finger or a click of the mouse, Flex places control of your room at your fingertip.

## THE FLEX SOFTWARE



### FLEX CONTROL BUILDER

Flex Control builder features an easy-to-use method to get the most out of the system with it's drag 'n drop programming methodology; no need to learn another programming language. Flex-LT offers IR libraries or if a library is not available, the Flex-IR learner is a snap to use. Serial libraries are also available or can be entered in either ASCII or Hex. Attractive, intuitive user interface screens can be designed, tested and loaded using the built-in developer features. Custom as well as standard supplied graphics can be utilized to personalize each project design.

A few of the many Flex Control Builder features include:

- Projects can be saved and retrieved to any location
- Drag 'n Drop compatibility with Windows® Explorer
- Custom and Resizable buttons and graphics
- Built-in Diagnostics
- Project History
- Single click Firmware and Software updates


Free Webinar Classes for Flex Control Builder. Visit [www.fsrinc.com](http://www.fsrinc.com) to sign up.

## A PEEK UNDER THE HOOD


The diagram illustrates the Flex control panel at the center, connected to various AV equipment. Labels include: LIGHTING, SHADES, SOUND, DOC CAM, DVD/BLU RAY, CABLE/DVR, SCREEN, and PROJECTOR. Each label is accompanied by a small image of the respective equipment.

• **Small Footprint** – The Flex Control Panel can be mounted in a wall in a standard 2 gang opening or mounted on a desk, shelf or podium with the optional DSKB-2 mounting bracket.

• **Network Port** – The Network Port on the Flex can serve many purposes. First, it can supply power to the Flex via Power over Ethernet or PoE. Attach a Flex to a PoE switch and there is no need to attach an additional power supply. The second function of the Network Port is to give the Flex the capability to communicate with other Network equipped devices including other Flex Panels. The third function of the Network Port is to allow applications from the Flex Software Suite to communicate with the Flex panel to provide usage statistics, remote Help Desk services and automated scheduling.



• **3.5" Color LCD Touchscreen** – Provides a bright, interactive, easy to use and engaging interface for the simplest or most complex task.



• **Up to 4 Serial Ports** – Serial is still the most common way to control a device such as a projector, audio / video switcher and much more. With up to 4 Serial Ports a Flex control system is ready to meet your needs.

• **Up to 4 IR Ports** – While serial has many advantages, several devices such as DVD players, DVR's and cable boxes require IR control. The Flex Control Panel has up to 4 IR ports and each is capable of driving multiple emitters.

• **4 GPIO Ports** – GPIO ports are unique in that they can be inputs or outputs and can be very handy. When set as an input, a GPIO port can be triggered from a contact closure or a switch to tell the Flex to do something. As an output, a GPIO port can control devices with compatible inputs such as screens, drapes, etc...

### FLEX MANAGER

Flex Manager provides administrators with the current state and health of each Flex Panel, as well as accumulating usage statistics beneficial for budget planning and justification.

Flex Manager has a built-in scheduler that can command the Flex panels to turn on or off and lock them to prevent unwanted use during off hours.

Flex Manager's Scheduler is also a money saver by turning each projector off at the end of the day to prevent unnecessary hours being placed on the projector bulbs.



TABLETS AND SMARTPHONES RUNNING FLEX APP



For iPad®, iPhone®, Android® and Windows® phones and tablets.

Available from the app store.

### FLEX HELP DESK

Flex Help Desk is a stand alone application intended to be used by the IT or AV departments in a help desk capacity. It scans the network for all Flex panels and monitors their current condition. Should a help call come in, the person manning the help desk can sign onto the Flex in the troubled room and remotely operate it.

