


health design™

W A L L B A S E



- 1 **Type TP, thermoplastic rubber**
- 2 **Available in 6' lengths**
- 3 **1/8" tapers to .080" gauge for use with multiple types of flooring**
- 4 **6" Height for better protection of wall surfaces**
- 5 **Heat-weldable for seamless floor installation**

 EnviroFlex™ product. May contribute to one or more LEED® credits.





Health Design™ Wall Base and Preformed Inside and Outside Corners were specifically developed to increase productivity and ease of installation compared to traditional time consuming and unsightly on-site flash coving, especially related to corners. Material is designed to be heat welded to recommended FLEXCO® vinyl and rubber flooring products along with competitive heat-weldable resilient solid vinyl tile and vinyl sheet flooring. This unique system also provides an almost seamless application allowing ease of cleaning while aiding in the prevention of bacterial growth. Heat Weldable Wall Base and Corners are also flexible, which not only makes installations fast and economical, but it helps conceal floor and wall irregularities while providing a tough finish to resist scuffing and gouging. The color is homogeneous throughout the entire thickness of the wall base. The surface texture is an appealing unique matte finish to ensure an attractive transition.

health design™
wall base
C O L O R S



Black Dahlia
01

Bark
02



Medium Gray
014

Baby's Breath
018



Almond
022

Arctic White
029



Dune
032

Delft Pansy
035



Dark Beige
037

Vizcaya Palm
047



Winsor
049

Blue Shadow
058



Black Brown
071

Red Rock
079



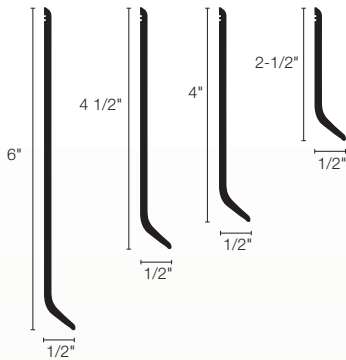
Sierra Red
080

Vanderbilt Hospital, Nashville, Tennessee
Complete specs on page 88.

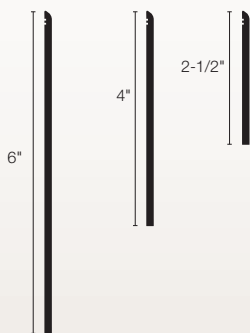
wallflowers[®] order prefix: **WF**

GAUGE	1/8"
WALL HEIGHTS	2-1/2", 4", 4-1/2" and 6"
LENGTHS	48" lengths and 120' rolls
LIN FT/CTN	120' (lengths or rolls)
CORNERS/CTN	30
WEIGHT /CTN (LB)	
2-1/2" COVE	30
2-1/2" STRAIGHT	26
4" COVE	48
4" STRAIGHT	43
4-1/2" COVE	50
6" COVE	69
6" STRAIGHT	69

Cove



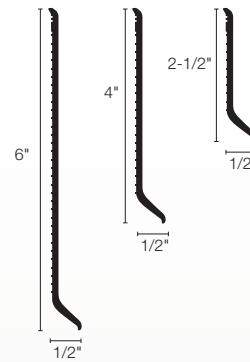
Straight



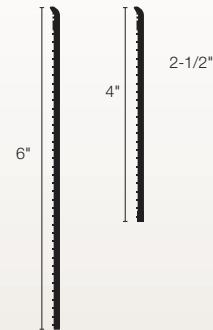
base 2000[™] order prefix: **B2**

GAUGE	1/8"
WALL HEIGHTS	2-1/2", 4", and 6"
LENGTHS	48" lengths and 120' rolls
LIN FT/CTN	120' (lengths or rolls)
CORNERS/CTN	30
WEIGHT /CTN (LB)	
2-1/2" COVE	27
2-1/2" STRAIGHT	26
4" COVE	39
4" STRAIGHT	38
6" COVE	60
6" STRAIGHT	60

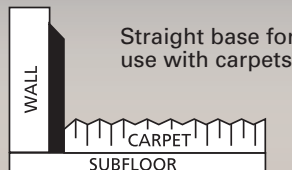
Cove



Straight



wall base configurations



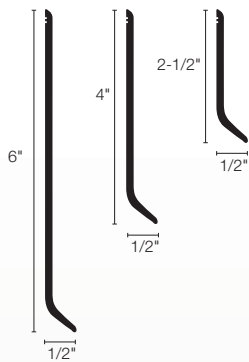
corner blocks

for wallflowers, base 2000 and vinyl wall base

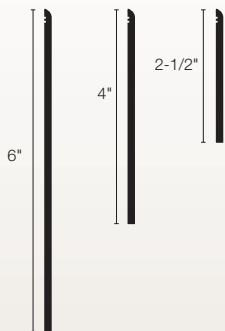
vinyl order prefix: **VCB**

GAUGE	1/8" or .080"	
WALL HEIGHTS	2-1/2", 4", and 6"	
LENGTHS	48" lengths and 120' rolls	
LIN FT/CTN	120' (lengths or rolls)	
CORNERS/CTN	30	
WEIGHT /CTN (LB)	1/8"	.080"
2-1/2" COVE	30	20
2-1/2" STRAIGHT	26	22
4" COVE	40	32
4" STRAIGHT	43	32
6" COVE	69	50
6" STRAIGHT	69	52

Cove



Straight




rubber corner blocks (INSIDE & OUTSIDE)

HEIGHT	Pcs /Ctn	Lbs /Ctn	
2-3/4"	15	1.65	Custom height orders available in 1/2" increments.
4-1/4"	15	2.10	
6-1/4"	15	3.00	

mini corners (FOR STRAIGHT BASE ONLY)

HEIGHT	Pcs /Ctn	Lbs /Ctn	
		Inside	Outside
2-3/4"	15	0.67	0.77
4-1/4"	15	1.04	1.18
6-1/4"	15	1.53	1.74

rubber corner blocks



inside corner

outside corner

mini corners



inside corner

outside corner

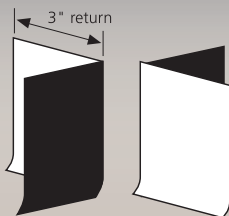
Adhesive Options for Wallflowers, Base 2000 and Vinyl Wall Base:

1100 Wall Base Adhesive


* For non-porous surfaces, use premium-grade, brush-on contact cement

Color-matched inside and outside corners available

Corners are not available for the following:
 4-1/2" or 6" inside corners (IC)
 6" inside corners (IC) or
 6" outside flat corners (OC)



120' rolls available for seamless installation



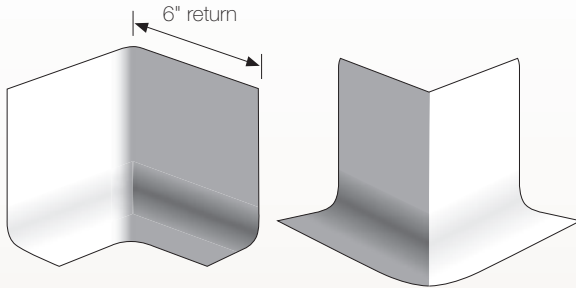

wood elements™ order prefix: **WEC**

GAUGE	1/8"
WALL HEIGHTS	4"
LENGTHS	48" lengths and 120' rolls
LIN FT/CTN	120' (lengths or rolls)
CORNERS/CTN	30
WEIGHT /CTN (LB)	
4" COVE	44



health design™ order prefix: **HDB**

GAUGE	1/8" tapers to .080"
WALL HEIGHTS	6"
LENGTHS	72" lengths
LIN FT/CTN	36'
CORNERS/CTN	4
WEIGHT /CTN (LB)	
WALL BASE	34
CORNERS	4

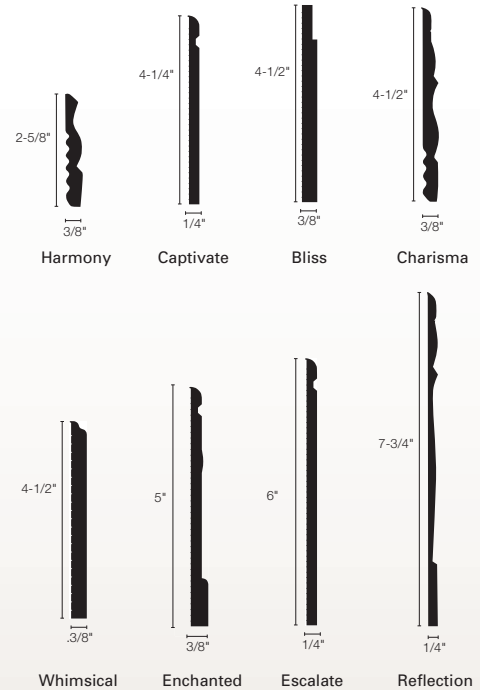


Color-matched
inside and outside
corners available

base sculptures™ See below for order prefixes.

GAUGE	1/8" to 3/8" nominal	
WALL HEIGHTS	2-5/8", 4-1/4", 4-1/2", 4-1/2"	
	4-1/2", 5", 6" and 7-3/4"	
LENGTHS	40' rolls or 8' lengths	
LIN FT/CTN	40'	
CORNERS/CTN	4	
WEIGHT /CTN (LB)		

SC	HARMONY	25	40' roll
SC	CHARISMA	40	40' roll
SC	REFLECTION	45	40' roll
SCW	WHIMSICAL	45	8' pcs, 5 pcs per ctn
SCC	CAPTIVATE	40	8' pcs, 5 pcs per ctn
SCB	BLISS	44	8' pcs, 5 pcs per ctn
SCE	ESCALATE	27	8' pcs, 5 pcs per ctn
SCN	ENCHANTED	37	8' pcs, 5 pcs per ctn



All FLEXCO® wall base can be installed using the following adhesive:
1100 Wall Base Adhesive

Optional adhesive for Health Design Wall Base:
3100 Rubber Tile & Tread Adhesive
3600 Vinyl Tile & Tread Adhesive



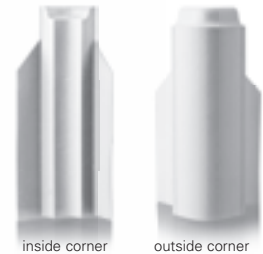
Base Sculptures works with both carpet and hard-surface floors.

corners


for base sculptures

rubber corner blocks

HEIGHT	Pcs /Ctn	Lbs /Ctn
Inside & Outside		
4-3/4"	15	2.35
8"	15	3.84

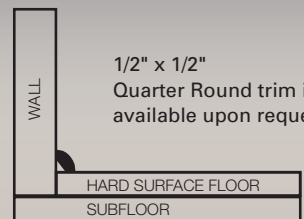


Custom height orders available in 1/2" increments.



166 quarter round trim

Now designers have another option that outperforms wood and raises the aesthetic level of any application, including Base Sculptures. FLEXCO® 1/2" x 1/2" Quarter Round trim is the perfect finishing touch for many wall base installations and available by request. Quarter Round trim packs as 1-40 ft./roll or in 10-12 ft. sections.



1/2" x 1/2"
Quarter Round trim is available upon request

welding beads

R U B B E R + V I N Y L



The FLEXCO® Unitized Installation System allows rubber and vinyl tile to be seamlessly installed as a one-piece floor. Pre-grooved floor tiles are fused together with Welding Beads in matching or contrasting colors. The process is easy, fast and permanent, and the result is a completely seamless “unitized” floor. Welding Beads are ideal in areas that have stringent requirements for added hygiene, including operating theaters, laboratories, clean rooms and other areas subjected to continual and extensive wet cleaning. Note: For 36" x 36" rubber and vinyl tiles, square feet divided by 600 equals number of rolls needed. For 24" x 24" tiles, divide by 400 (400 lin. ft. /roll). 50' rolls are also available for use with Health Design Wall Base.

rubber order prefix: **WBR**

FLEXCO® Rubber Welding Beads are available in matching or contrasting colors for rubber tiles or sheets that can be welded.




vinyl order prefix: **WBV**

FLEXCO® Vinyl Welding Beads are available to match the background colors of Contract®, Health Design™, Appeal™ and ESD Static Control vinyl tiles.





> Welding Beads are .160" (4mm) in size.



Die Cut (Straight Edge)

Pre-Grooved Tile (Heat Weld)

Pre-grooved 24" x 24" and 36" x 36" tile speeds installation.



Welding bead is placed in the groove and fused by heat application.



Welding bead is trimmed in two steps, with an initial trim using a trim plate.



FLEXCO[®] tile may be installed as self-cover.