

CERTAINTEED

MOUNTAIN RIDGE™

HIGH-PROFILE HIP AND RIDGE ACCESSORY

Shown in Shadow Gray

CertainTeed 
Quality made certain. Satisfaction guaranteed.™

MOUNTAIN RIDGE, THE PERFECT FINISHING TOUCH WITH BLENDED COLOR AND HIGH-PROFILE DESIGN.

More than good looks, Mountain Ridge is designed to perform.

your roofs will stand out



why homeowners prefer the look of mountain ridge

Blended color: Creates a unified look with field shingles, instead of a “striped” look.

Rounded edge: Gives a substantial, finished look.



Tri-laminate base: Creates a high-profile look and prevents sagging over time.

Release tape: Keeps shingles from sticking together to save time and prevent damage. Increased safety and no messy slip sheets on site.

Patent pending five layer design: Up to 10% heavier than the competition, keeping Mountain Ridge securely attached and improving wind resistance.



The difference is noticeable:

OTHER HIP & RIDGE PRODUCTS

Solid tone: Single color does not blend with shingles.

MOUNTAIN RIDGE

Blended color: Varying colors blend with shingles.

...by blending in.

Sealing adhesive: A continuous adhesive strip forms a strong bond to protect against rain and wind damage.

SBS-Modified asphalt: Provides flexibility; pre-formed shingles are less susceptible to cracking on cold install days, which increases productivity.

Specifications

- Fiber glass reinforced SBS modified bitumen
- Five layer design with tri-laminate base
- Available in 8" and 10" widths*
- CertainTeed Mountain Ridge™ colors are manufactured to match CertainTeed shingles (Presidential Shake™, Presidential Shake™ TL, Landmark™ TL, Landmark Solaris and Landmark™ Series).
- 8" exposure

* 8" width available only in Southwest and Northwest regions.

Warranty

- This product has a limited warranty against manufacturing defects concurrent with the warranty of the field shingle with which it is installed. See CertainTeed's Asphalt Shingle Products Limited Warranty for specific details.



easy selection

Mountain Ridge colors complement Presidential Series shingles, Landmark Solaris shingles and Landmark Series shingles.



Mountain Ridge Details for 8" and 10" widths	
cartons per pallet single stack only	27
8" box weight	44 lbs.
10" box weight	62 lbs.
skid dimensions	52" x 42"

#1 rating



long-term protection

WinterGuard™

Waterproofing underlayment prevents leaks caused by ice dams and wind-driven rain in the vulnerable areas.

Roofers' Select™ or DiamondDeck™

High-performance underlayment is a secondary barrier against leaks for the entire roof.

Shingles and Accessories

High-quality shingles are covered by one of the best warranties in the business. Accessory products - starter course, and hip and ridge cap shingles - complete your roof from start to finish.

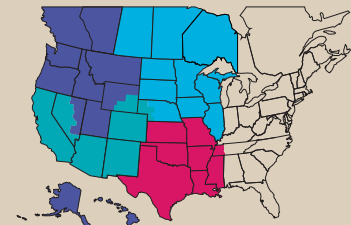
Ventilation

Proper attic ventilation improves air circulation.

Note: Color matches are recommendations only. Compare with full size samples in natural light to determine preference for color match. See CertainTeed color recommendations chart for more details.

Mountain Ridge is available in areas shown:

- Northwest Region
- Southwest Region
- North Central Region
- South Central Region



Contact your CertainTeed Territory Manager for more hip and ridge products that complement our Landmark Series shingle colors.



ASK ABOUT ALL OF OUR OTHER CERTAINTEED® PRODUCTS AND SYSTEMS:

ROOFING • SIDING • TRIM • DECKING • RAILING • FENCE • FOUNDATIONS
GYPSUM • CEILINGS • INSULATION • PIPE

www.certainteed.com <http://blog.certainteed.com>

CertainTeed Corporation
P.O. Box 860
Valley Forge, PA 19482

Professional: 800-233-8990
Consumer: 800-782-8777

© 12/11 CertainTeed Corporation, Printed in U.S.A.
Code No. 20-20-3057

