

NOISE ATTENUATORS

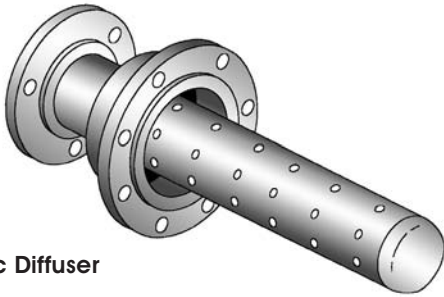
Series-S ACOUSTIC DIFFUSER

for Pressure Regulating Valves

Watson McDaniel reserves the right to change the designs and/or materials of its products without notice.
©2010 Watson McDaniel Company

Series-S ACOUSTIC DIFFUSER

Noise Reduction Capability: 10-15 dBA



Series-S Acoustic Diffuser

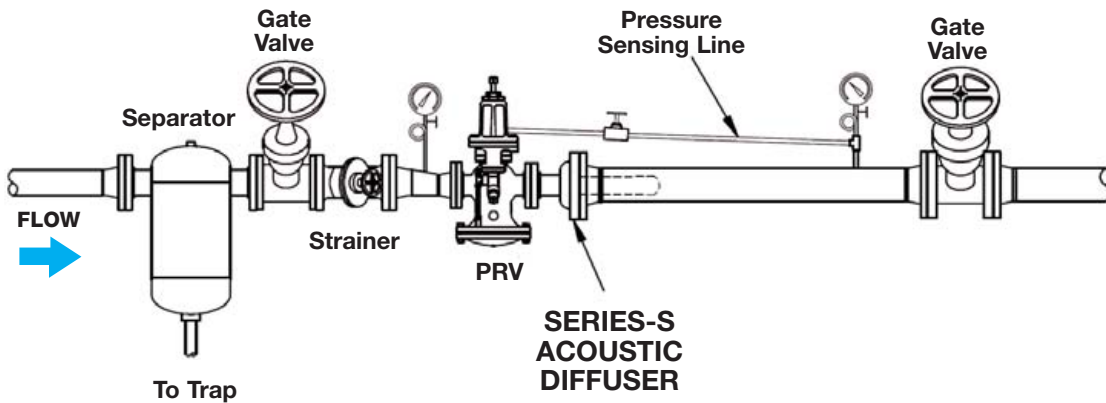
HOW IT WORKS

The **Series-S** Acoustic Diffuser incorporates a single tube with a drilled orifice pattern which reduces downstream turbulence. Noise reduction levels of **10-15 dBA** can typically be achieved.

INSTALLATION

The **Series-S** Diffuser Tube should be installed immediately downstream of the regulator, as shown below.

Series-S Typical Hook-up



Model Selection Chart for Series-S Diffuser

Steam Capacity (lbs/hr)	Valve Inlet Pressure (PSIG)															
	15	20	25	30	40	50	60	75	90	100	125	150	175	200	225	250
1000	S-3	S-3	S-3	S-3	S-3	S-3	S-3	S-3	S-3	S-3	S-3	S-3	S-3	S-3	S-3	S-3
1500	S-3	S-3	S-3	S-3	S-3	S-3	S-3	S-3	S-3	S-3	S-3	S-3	S-3	S-3	S-3	S-3
2000	S-4	S-4	S-4	S-4	S-4	S-4	S-4	S-4	S-4	S-4	S-4	S-4	S-4	S-4	S-4	S-4
3000	S-4	S-4	S-4	S-4	S-4	S-5	S-5	S-5	S-5	S-5	S-5	S-5	S-5	S-5	S-5	S-5
4000	S-5	S-5	S-5	S-5	S-5	S-5	S-5	S-5	S-5	S-5	S-5	S-5	S-5	S-5	S-5	S-5
6000	S-6	S-6	S-6	S-6	S-6	S-6	S-6	S-6	S-6	S-6	S-6	S-6	S-6	S-6	S-6	S-6
8000	S-8	S-8	S-8	S-8	S-8	S-8	S-8	S-8	S-8	S-8	S-8	S-8	S-8	S-8	S-8	S-8
10000	S-8	S-8	S-8	S-8	S-8	S-8	S-8	S-8	S-8	S-8	S-8	S-8	S-8	S-8	S-8	S-8

Note: For higher capacity models, S-10 & S-12, consult factory.

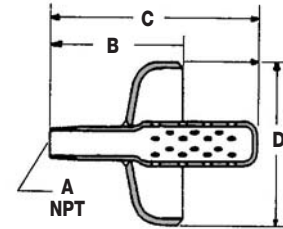
ACOUSTIC DIFFUSER **Series-S** for Pressure Regulating Valves

Series-S Dimensions – inches

Model	Inlet (A)		Outlet	NPT x Weld Dimensions		
	NPT	FLG		B	C	D
S-3	3/4		2	5 1/2	13 1/2	2 3/8
	1		2	5 1/2	13 1/2	2 3/8
S-4	3/4		4	6 1/2	13 1/2	4 1/2
	1		4	6 1/2	13 1/2	4 1/2
	1 1/4		4	6 1/2	13 1/2	4 1/2
	1 1/2		4	6 1/2	13 1/2	4 1/2
S-5	2		4	6 1/2	13 1/2	4 1/2
	3/4		4	6 1/2	16 1/2	4 1/2
	1		4	6 1/2	16 1/2	4 1/2
	1 1/4		4	6 1/2	16 1/2	4 1/2
	1 1/2		4	6 1/2	16 1/2	4 1/2
	2		4	6 1/2	16 1/2	4 1/2
S-6	2 1/2	2 1/2	4	6 1/2	16 1/2	4 1/2
	1 1/4		6	8	14	5 5/8
	1 1/2		6	8	14	5 5/8
	2		6	8	14	5 5/8
	2 1/2	2 1/2	6	8	14	5 5/8
S-8	3	3	6	8	14	5 5/8
	1 1/2		8	10	17	8 5/8
	2		8	10	17	8 5/8
	2 1/2	2 1/2	8	10	17	8 5/8
S-10	3	3	8	10	17	8 5/8
	4	4	8	10	17	8 5/8
	2		12	12	14	12 3/4
	2 1/2	2 1/2	12	12	14	12 3/4
S-12	3	3	12	12	14	12 3/4
	4	4	12	12	14	12 3/4
	6	6	12	12	14	12 3/4
	2 1/2	2 1/2	12	12	21	12 3/4

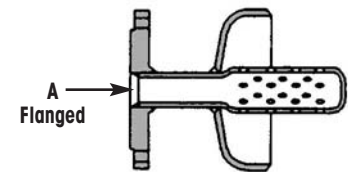
Notes: 1) 150# & 300# flanges available.
2) Other sizes available; consult factory.

NPT x Weld

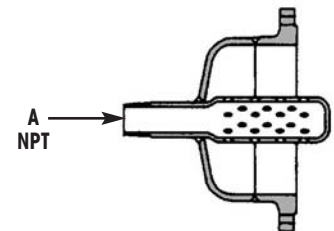


PILOT-OPERATED
REGULATING VALVES

Flanged x Weld



NPT x Flanged



Flanged x Flanged

