



**LIQUID FILLED GAUGES**

# Models 1555, 1558, 1559 1-1/2", 2" and 2-1/2" Low Cost Utility Gauges, SST Case with Brass Internals

**DESCRIPTION**

U.S. Gauge Models 1555, 1558 and 1559 liquid filled utility gauges are designed for a wide range of rugged service applications on pumps, compressors, hydraulic systems, machine tools, and petrochemical processing equipment. Liquid fill fluid dampens the gauge pointer movement and improves readability, making these instruments ideal for high shock and vibration applications.

Models 1555, 1558 and 1559 liquid filled gauges are available in psi and bar, kPa, and kg/cm<sup>2</sup> metric ranges. Rated accuracy is ±3-2-3% of span (Grade B).

Gauges feature a corrosion resistant 300 series stainless steel case and ring, and durable polycarbonate window. A phosphor bronze Bourdon tube, brass movement, and socket connections are standard. The lower mount (LM) Model 1555 comes in 2" and 2-1/2" versions with a 1/4-18 NPT connection. The model 1559 is a center back mount (CBM) gauge that comes in a 1-1/2" design with a 1/8-27 NPT connection or the 2" and 2-1/2" designs with a 1/4-18 NPT connection. The Model 1558 is a 2-1/2" center back mount (CBM) gauge with a front flange for panel mounting.

Glycerin is the standard fill fluid, with silicone and mineral oil available upon request. These gauges are also available dry, and can be filled at a local distributor or at your facility.

**SPECIFICATIONS**

**SIZES:** 1-1/2", 2", 2-1/2"

**RANGES:** Dual scale psi/bar (100 x kPa)

**ACCURACY:** ±3-2-3% of span (Grade B)

**BOURDON TUBE:** Phosphor bronze

**WINDOW:** Polycarbonate

**MOVEMENT:** Brass

**DIAL:** Aluminum, white background with blue and black markings

**POINTER:** Aluminum, black finish

**CASE AND RING:** 300 series stainless steel

**CONNECTION:** 1-1/2" – 1/8-27 CBM, NPT; 2" and 2-1/2" – 1/4-18 NPT LM, CBM and CBM with front flange

**SEALS:** BUNA-N

**Low Pressure Vent Plug**

A vent plug with pop-up pin is used for all low pressure gauges, from 30" Hg to 30 psi. For gauges in pressure ranges of 60 psi and above a standard one piece black BUNA-N plug is used.



**Model 1558**



**Model 1559**



**Model 1555**



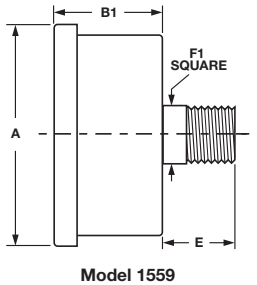
**Models 1559**



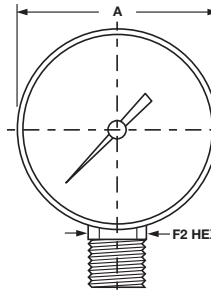


**LIQUID FILLED GAUGES**

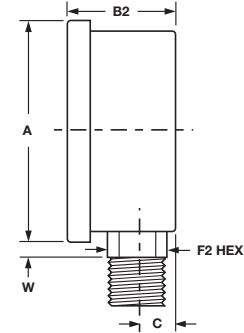
# Models 1555, 1558, 1559 1-1/2", 2" and 2-1/2" Low Cost Utility Gauges, SST Case with Brass Internals



INCHES (MM)

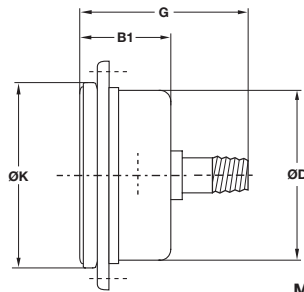


Model 1555

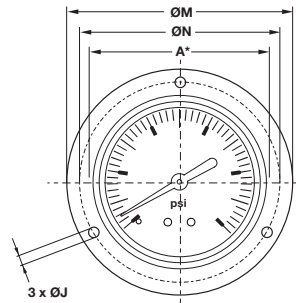


Dimensions										
Dial Sizes	Unit	Connection	A	B1	B2	C	E	F1	F2	W
1-1/2"	inches mm	CBM	1.72 43.7	1.02 25.9	- -	- -	0.75 19.1	0.55 14.0	- -	- -
2"	inches mm	LM CBM	2.25 57.2	1.09 27.7	1.10 27.9	0.39 9.9	0.74 18.8	0.55 14.0	0.55 14.0	0.35 8.9
2-1/2"	inches mm	LM CBM	2.67 67.8	1.34 34.0	1.30 33.0	0.41 10.4	1.12 28.5	0.55 14.0	0.55 14.0	0.35 8.9

INCHES (MM)



Model 1558



Dimensions									
Dial Sizes	Unit	A	B1	D	G	J	K	N	M
2-1/2"	inches mm	2.67 67.8	1.34 34.0	2.39 60.7	2.31 58.7	0.125 3.2	2.67 67.8	2.93 74.4	3.34 84.8



**LIQUID FILLED GAUGES**

# Models 1555, 1558, 1559 1-1/2", 2" and 2-1/2" Low Cost Utility Gauges, SST Case with Brass Internals

**Spec Number Selection Chart**

Series P-1550†	1-1/2" Stem Mounting	2" Stem Mounting		2-1/2" Stem Mounting		2-1/2" Front Flange Panel
	1/8-27 NPT Center Back Mount Connection	1/4-27 NPT Lower Mount Connection	1/4-18 NPT Center Back Mount Connection	1/4-18 NPT Lower Mount Connection	1/4-18 NPT Center Back Mount Connection	1/4-18 NPT Center Back Mount Connection
<b>Bourdon Tube</b>	Phosphor Bronze	Phosphor Bronze	Phosphor Bronze	Phosphor Bronze	Phosphor Bronze	Phosphor Bronze
<b>Connection</b>	Brass	Brass	Brass	Brass	Brass	Brass
<b>Model Number</b>	1559	1555	1559	1555	1559	1558
<b>Ranges*</b>	Spec No.	Spec No.	Spec No.	Spec No.	Spec No.	Spec No.
0-30" Hg VAC	-	-	-	171722A	171733A	172317A
30"-0-15 psi	-	-	-	171723A	171734A	172318A
30"-0-30 psi	-	-	-	171724A	171735A	172319A
30"-0-60 psi	-	-	-	171725A	171736A	172320A
30"-0-100 psi	-	-	-	171726A	171737A	172321A
30"-0-150 psi	-	-	-	171727A	171738A	172322A
0-15 psi	-	-	-	171728A	171739A	172323A
0-30 psi	166664	165282	165289	165296	165303	172324A
0-60 psi	166665	165283	165290	165297	165304	172325A
0-100 psi	166666	165284	165291	165298	165305	172326A
0-160 psi	166667	165285	165292	165299	165306	172327A
0-200 psi	-	-	-	171729A	171740A	172328A
0-300 psi	166668	165286	165293	165300	165307	172329A
0-400 psi	-	-	-	171730A	171741A	172330A
0-600 psi	-	165287	165294	165301	165308	172331A
0-1000 psi	166669	165288	165295	165302	165309	172332A
0-1500 psi	-	-	-	171731A	171742A	172333A
0-2000 psi	-	-	-	165377	165380	172334A
0-3000 psi	-	-	-	165378	165381	172335A
0-5000 psi	-	-	-	171732A	171743A	172336A

† Stainless steel case and crimped ring

\* All dials have 3 scale dial face (psi / bar / x100 = kPa); other scales and ranges are available, please contact Customer Service at +1 215-293-4100

OPTIONS AVAILABLE ON SPECIAL REQUEST (Consult factory for pricing)

1. Center back mount with U-clamp (fixed on case)
2. U-clamp kit available for 2-1/2" 1559 (169861A)