

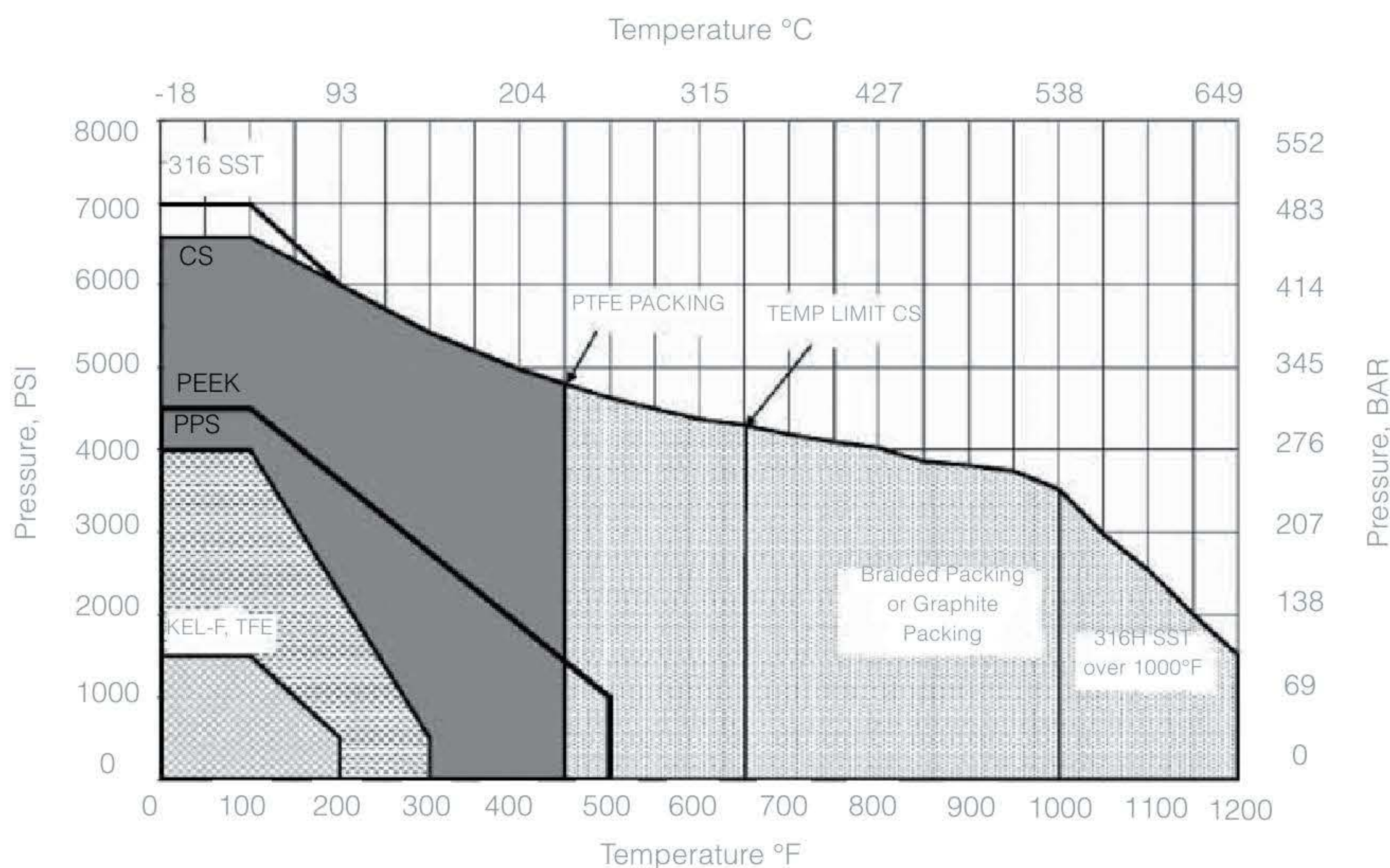
The HG48 gauge/block valve provides three outlet connections to facilitate the mounting of gauges and other static pressure instruments in a variety of positions. The design creates a compact installation with fewer leak points as compared to conventional mounting requirements due to the reduced number of threaded connections. The HG48 can be supplied with an integral hard seat which matches the body material, or with a choice of soft seal materials including PPS, KEL-F, TFE, or PEEK.



Features and Benefits

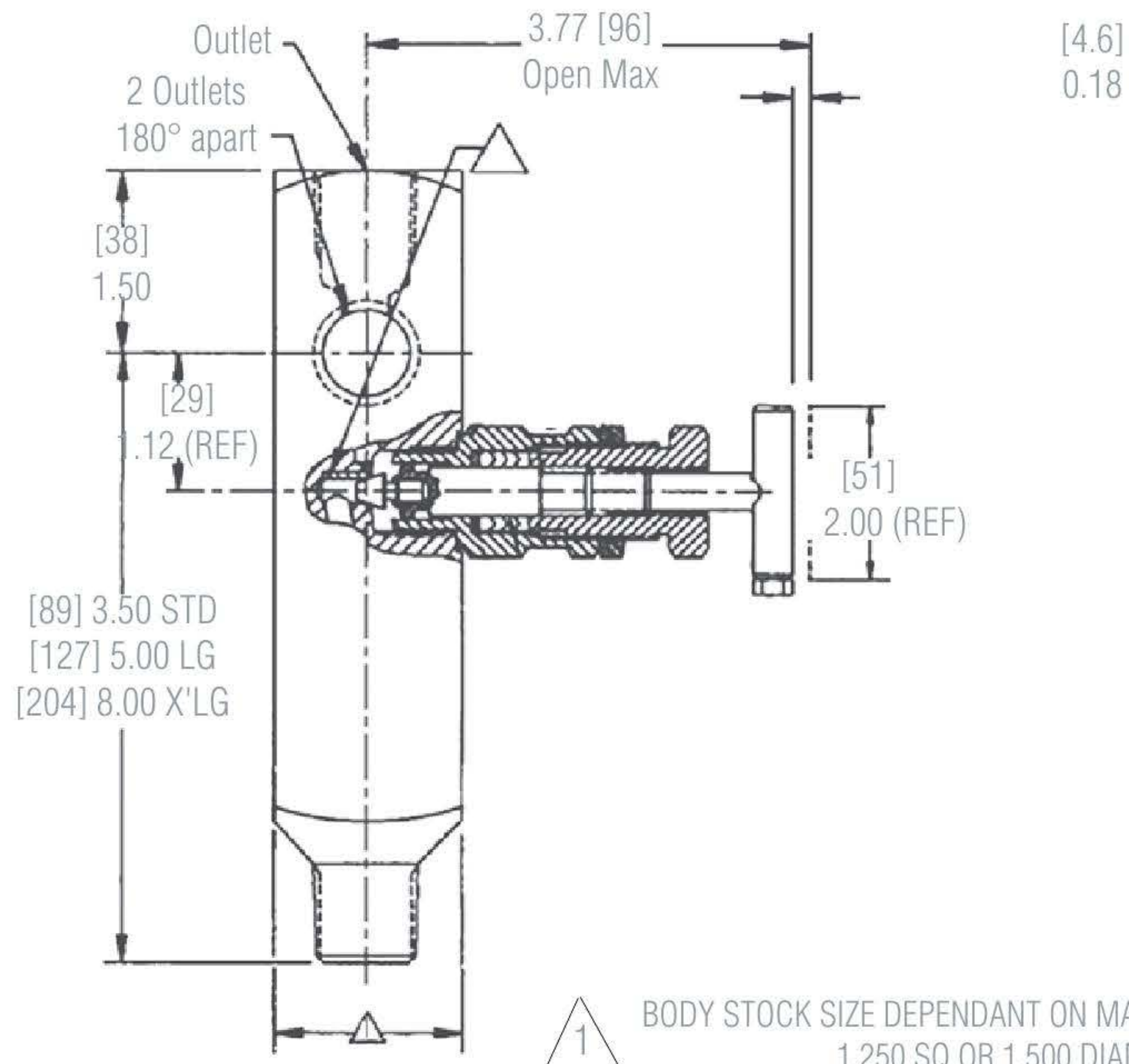
- Cost savings by reducing number of components and leak points.
- Compact design allows for less space to be used with used with other valves.
- Non-rotating tip eliminates seat galling and provides a bubble-tight shut off.
- Packing below the threads prevents lubricant wash out and corrosion.

Pressure and Temperature Chart

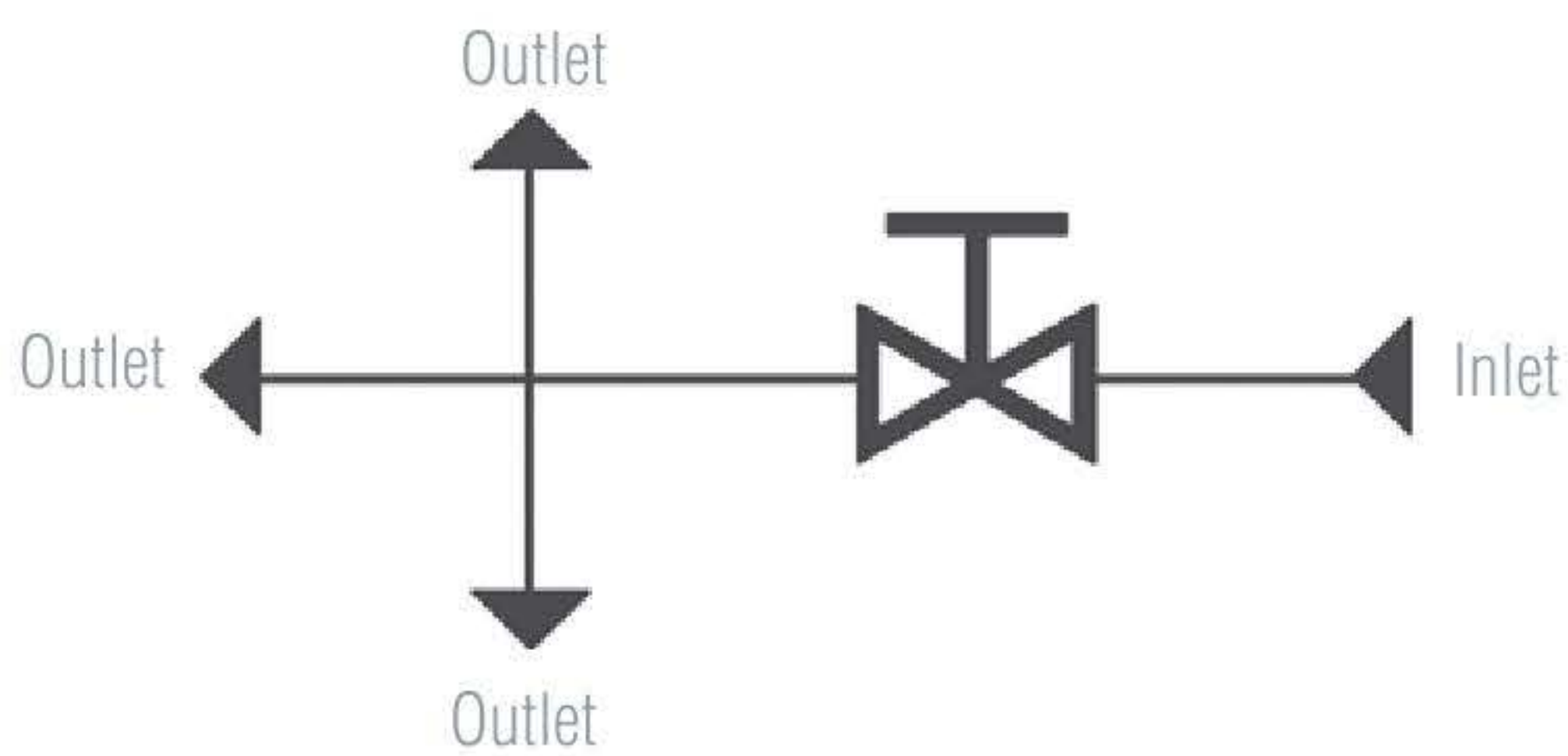


Dimensions

Orifice Size: 0.19"
Weight: 1.9 pounds (0,9 kgs)



Flow Schematic for HG48



How to Order										
Model Number	Seat Configuration	Body Material	Inlet Size	Inlet Type	Outlet Size	Outlet Type	Stem / Tip	Seat Material	Packing	Optional Items
HG48	1 = Hard	S = Carbon Steel (A108)	3 = 1/2"	1 = MNPT	3 = 1/2"	1 = FNPT	2 = 316 SS Needle (soft seat)	1 = Integral	2 = TFE-Chevron	2 = 410 SS Bolting
	2 = Soft	U = Stainless Steel (A108)	4 = 3/4"	2 = MSW		A = HB241	4 = 316 SS NRT	4 = PPS	3 = Graphite	
	3 = Hard, "LG" Extension	P = Carbon Steel		3 = FNPT		R = Plug (1)		5 = KEL-F	6 = Viton O-Ring	
	5 = Hard, "XLG" Extension			4 = FSW		F = HB241 + Plug (1)		6 = TFE		
	F = Hard / O-Ring							9 = PEEK		
	G = Soft / O-Ring									

Sample Ordering Schematic

HG48	1	S	3	3	1	1	4	1	2	
------	---	---	---	---	---	---	---	---	---	--