

Monoflange Valves



Hex Monoflange Valves

Built Hex tough for a lifetime of use. See how inside . . .

HEXVALVE

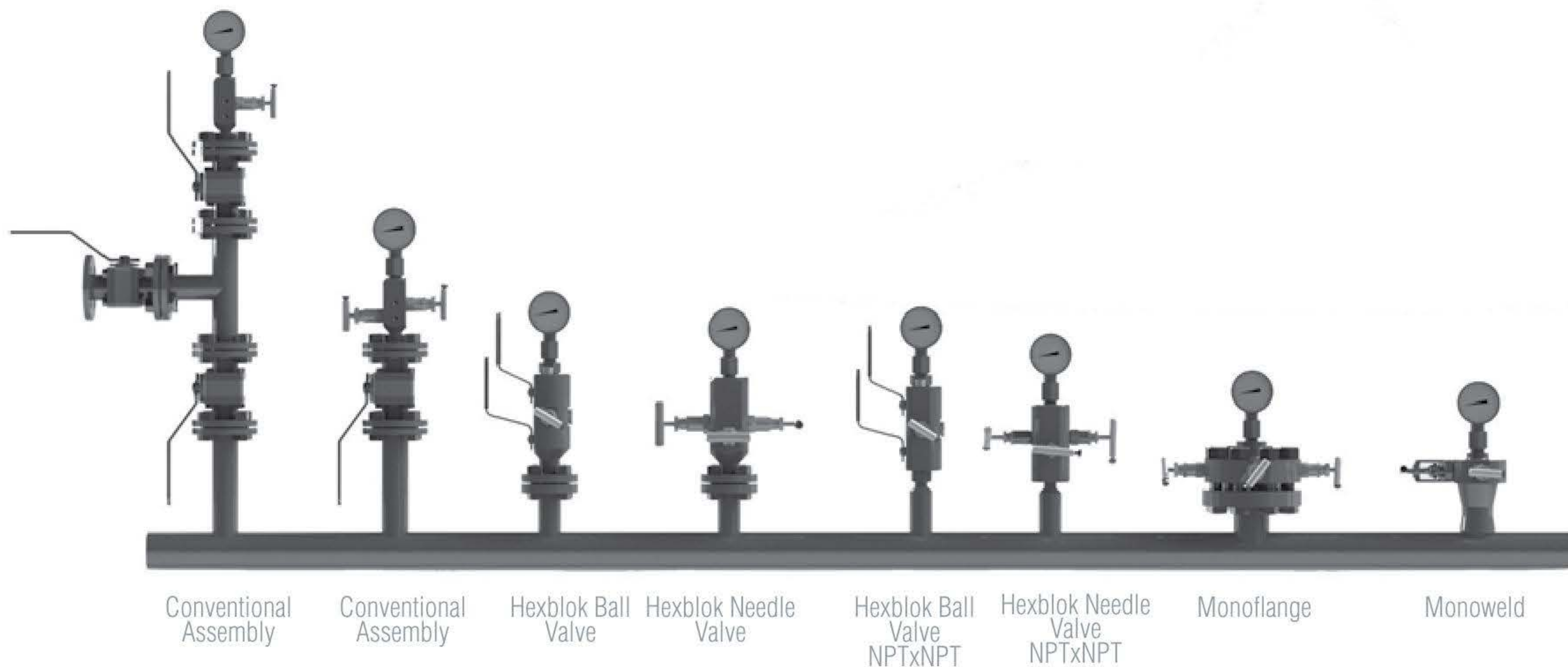
A Division of
Richards Industries
3170 Wasson Road
Cincinnati, OH 45209

toll free. 800.543.7311
local. 513.533.5600
fax. 513.871.0105

www.hexvalve.com

Hexblok Block & Bleed Valves

The Hex Valve design of pressure instrument take-off points along with sampling, injection, and drainage applications simplifies these designs by making them more compact, rigid, lighter, safer, and lower cost than the conventional piping methods.



APPLICATIONS

- Pressure instrument take off points
- Sampling Systems (Our valve has an integral pipe probe or sampling probe)
- Chemical Injection Systems (valve has pipe probe/quil along with intregral check valve)
- Hydraulic power units
- High pressure fire safe valves
- Drains for tanks and pipes where space is limited

FEATURES & BENEFITS

- Overall length reduced by $\pm 70\%$
- Overall weight reduced by $\pm 80\%$
- Reduced labor cost
- Reduced leak points
- Brings pressure point closer to pressure measurement

Hex MONOFLANGE: Designed and manufactured by the company that produced the Oil and Gas industries first primary gauge and orifice valves. Hex is proud to manufacture the most rugged and dependable Monoflange design used today. See for yourself, Hex builds tough valves.

Applications

Used on Upstream Offshore/Onshore Gas and Oil production and initial processing installations. Typically used on gas gauge pressure instrument applications to minimize the size and weight of the pipe-valve assemblies used for primary and/or secondary isolation, vent and calibration.

Also used in downstream Oil and Gas Refining and Petrochemical production on flanged processes, primarily on light end gas applications.

Features and Benefits

- One piece rugged construction means less probability of corrosion and longer life.
- Large variety of standard and optional materials and outlet options, mean you can select the style you need right from the catalog.
- Hex was the first in the industry to utilize Non-Rotating Stem Tip (NRT) technology. When the stem tip contacts the seat, it stops rotating, preventing the cross scoring and eventual leaks that can occur with ball type stems.
- Standard Materials: A479 Type 316 and NACE, A105 Carbon Steel and NACE, Low Temperature Carbon Steel A350 LF2, Hastelloy C276, Monel, Incoloy 800, Inconel 600, Inconel 625, Duplex A182, F51.
- Optional materials include Super Duplex, Alloy 20, Titanium (Gr 2), Zirconium.
- 0.187" (4,75 mm) standard orifice design means lower probability of plugging than competitive smaller port designs.
- Robust bonnet and stem design means higher probability of longer life, and less break risk than competitors.

Quick Spec	
Product Scope	
Working Pressure	In accordance with ASME B16.5 for class 150 to 2500 and API 6A for 10K pressure class
Working Temperatures	450°F (232°C) for Teflon packing, 1000°F (528°C) for Graphite packing
Approvals	
API 607 5th Edition (fire test certified)	
ASME VIII (pressure boundaries)	
PED	
ASME B16.34 (bolting dimensions)	
EN 10204.3.1 (material traceability)	

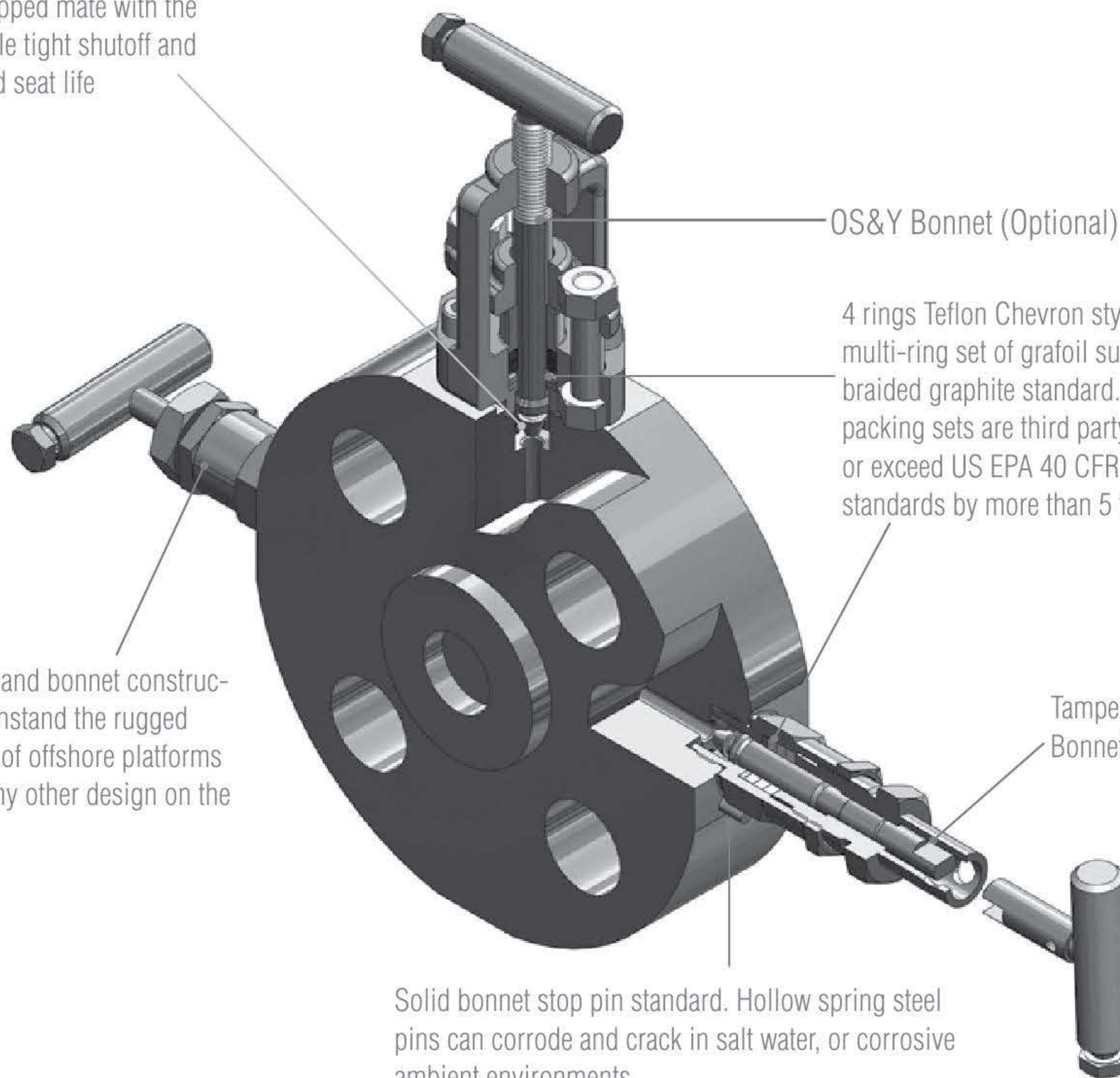


- Four rings Teflon Chevron style packing, or multi-ring set of grafoil surrounded by braided graphite standard. These standard packing sets are third party verified to exceed US EPA 40 CFR 60 emission standards by more than 5 times. Less probability of leaks mean less risk.
- Special built-to-order design inquiries welcome
- High quality metal to metal shutoff meets ANSI Class VI criteria

Monoflange Valve Features & Benefits

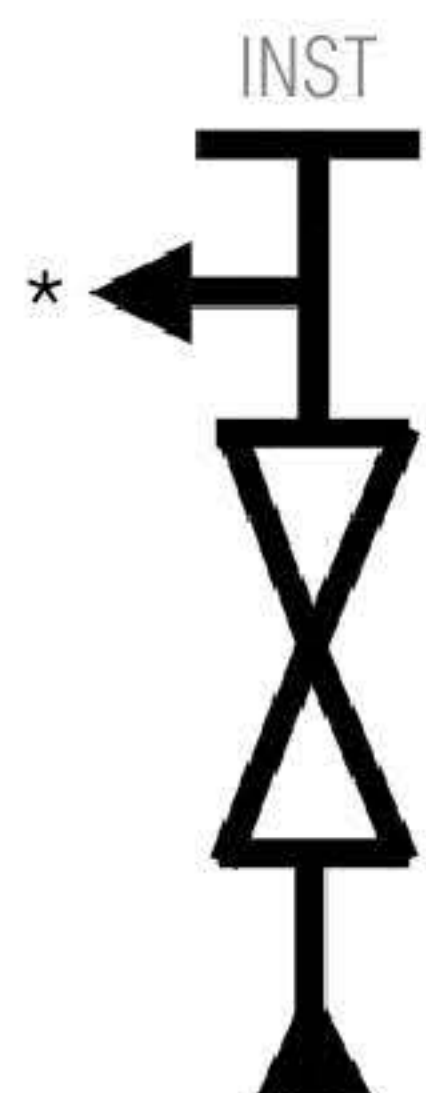
Non-Rotating Tip (NRT) conical plug stem forms consistent lapped mate with the seat ensuring bubble tight shutoff and prolonged stem and seat life

Robust stem and bonnet construction. Can withstand the rugged environment of offshore platforms better than any other design on the market

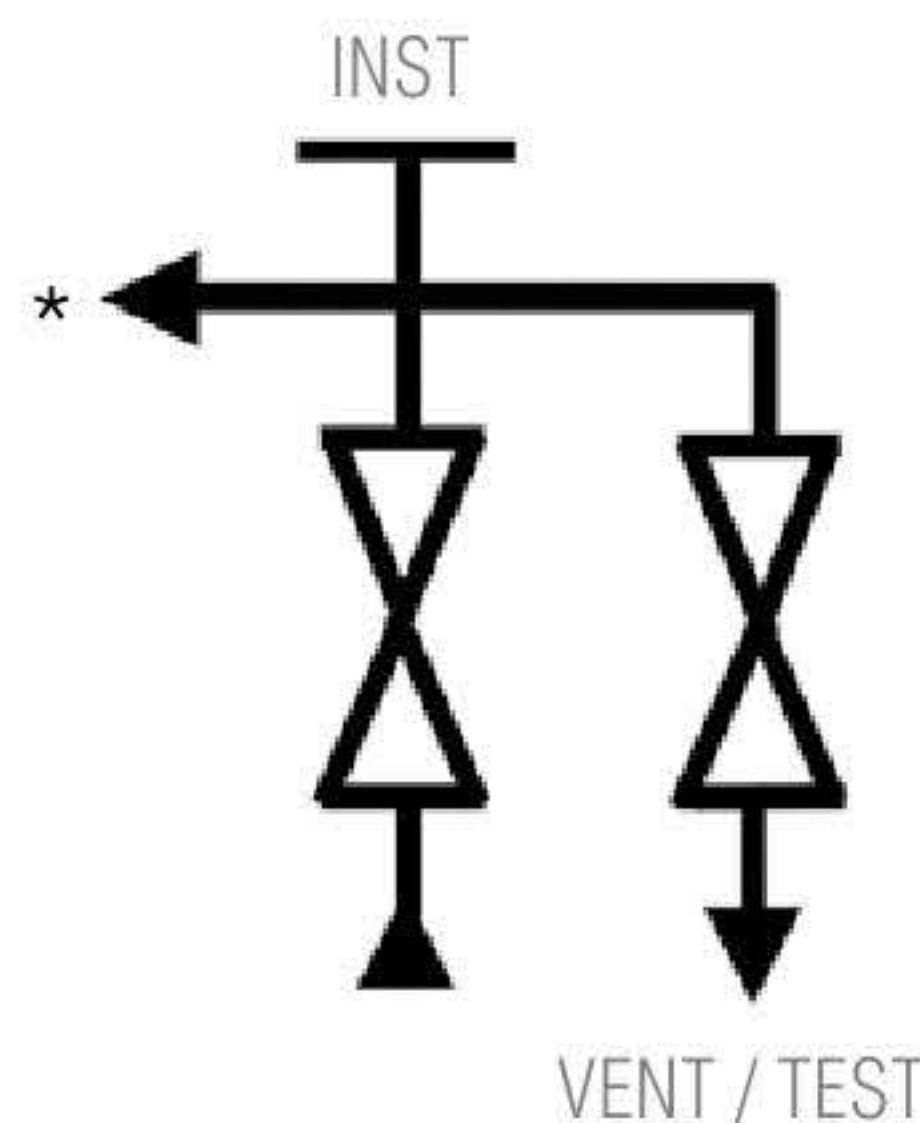


- 1/2" - 14 NPT, FSW, Tube Socket, and Multiport Gauge Outlet standard
- 1/2" - 14 NPT, FNPT vent port standard
- Standard materials of construction: A479 Type 316 and NACE, A105 Carbon Steel and NACE, Low Temperature Carbon Steel A350 LF2, Hastelloy C276, Monel, Incoloy 800, Inconel 600, Inconel 625, Duplex A182, F51
- Optional materials include Super Duplex, Alloy 20, Titanium (Gr 2), Zirconium
- Screwed bonnet and OS&Y bonnets available
- Raised face (RF) and Ring Type Joint (RTJ) flange styles standard (API Flanges are available upon request)

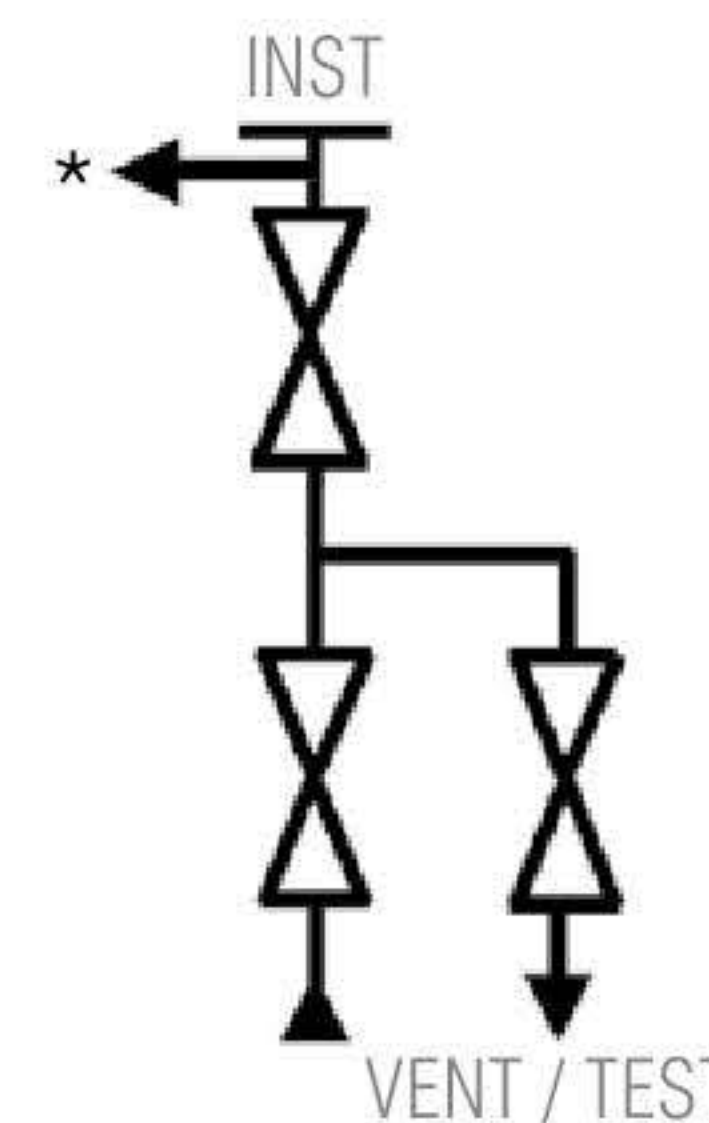
Flow Schematics



For Models HF10 & HF11

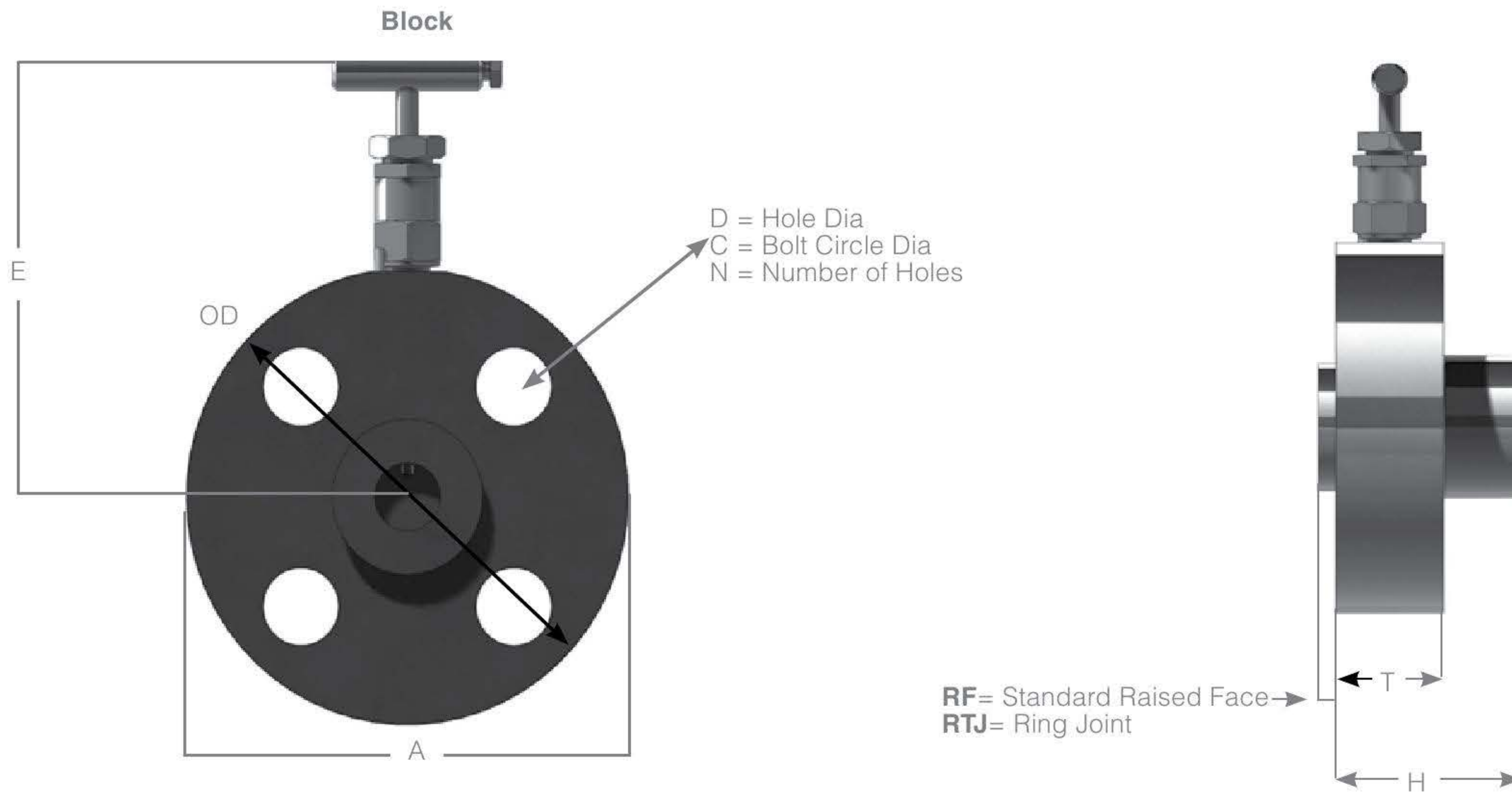


For Models HF20, HF21 & HF22

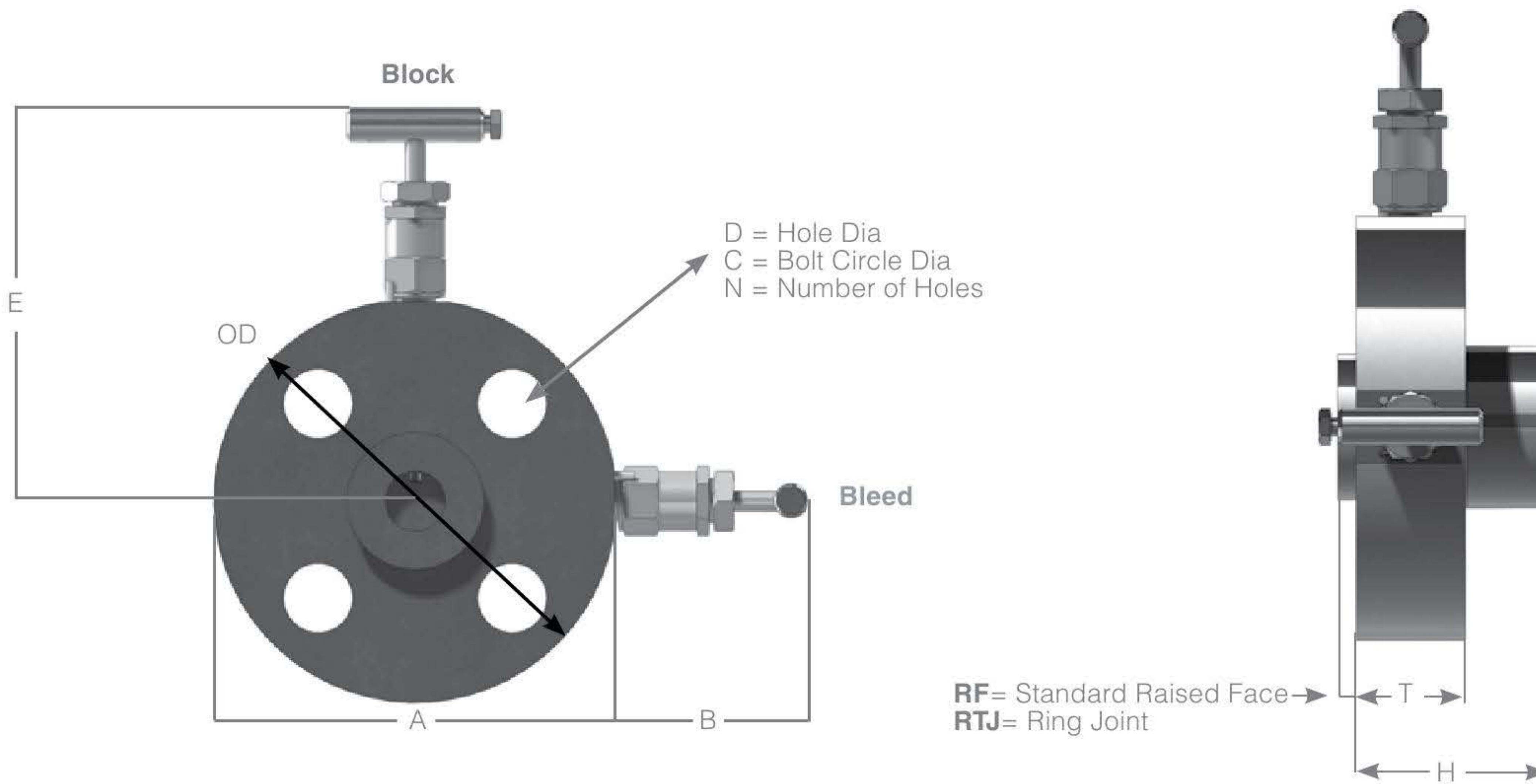


For Models HF30, HF31, HF32 & HF33

* Side instrument outlet available as option

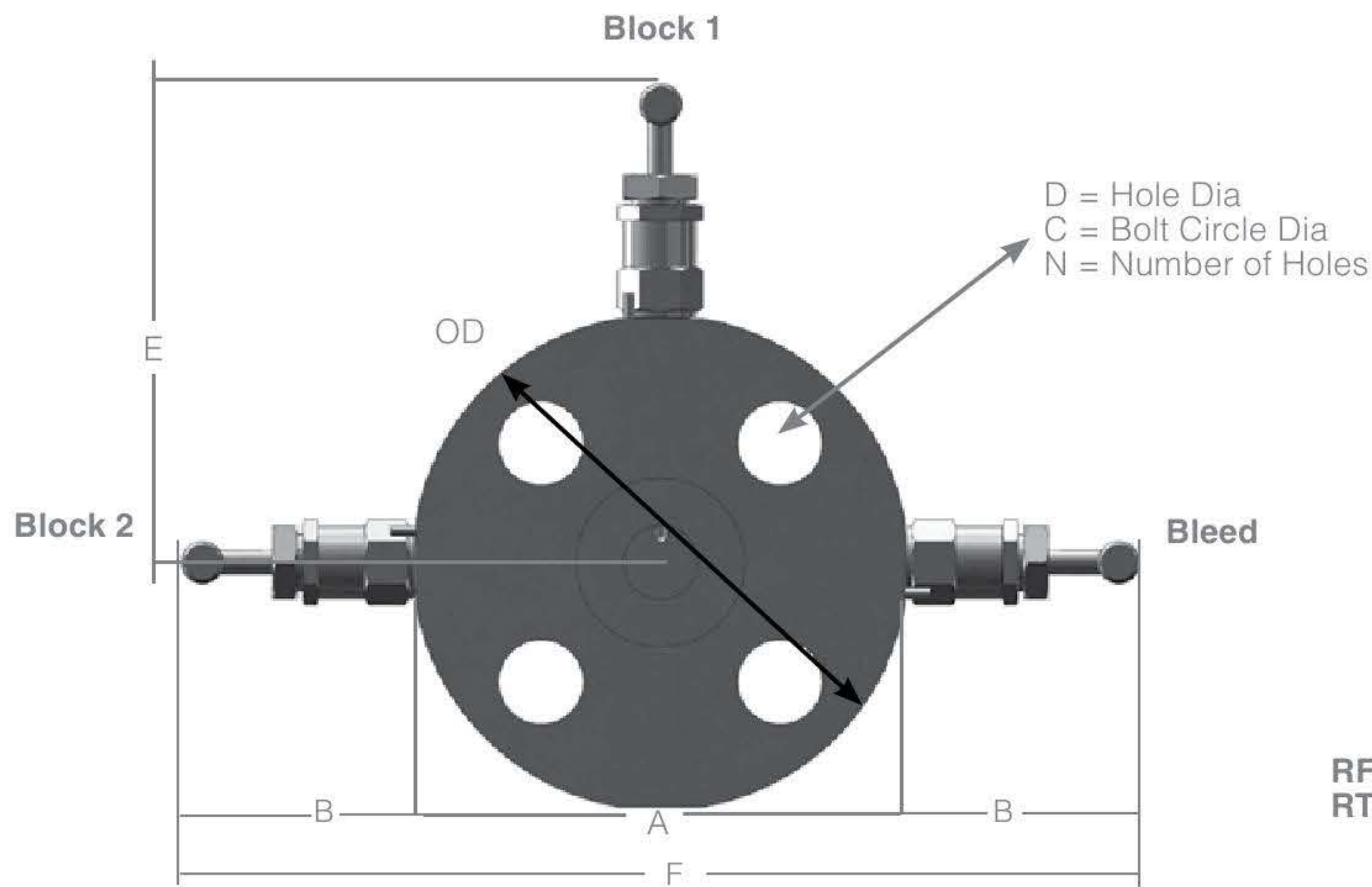


HF10 - Standard Screwed Bonnet Dimensions (inches)											
Size	Class	RF	RTJ	A	E	D	C	N	T	H	ØD
1/2"	150	0.06	N/A	3.40	4.50	5/8	2.38	4	1.50	2.44	3.50
	300	0.06	0.219	3.65	4.63	5/8	2.62	4	1.50	2.63	3.75
	600	0.25	0.219	3.65	4.63	5/8	2.62	4	1.50	2.63	3.75
	900/1500	0.25	0.250	4.65	5.13	7/8	3.25	4	1.50	2.63	4.75
	2500	0.25	0.250	5.15	5.38	7/8	3.50	4	1.50	2.63	5.25
3/4"	150	0.06	N/A	3.78	4.75	5/8	2.75	4	1.50	2.63	3.88
	300	0.06	0.250	4.52	5.06	3/4	3.25	4	1.50	2.63	4.62
	600	0.25	0.250	4.52	5.06	3/4	3.25	4	1.50	2.63	4.62
	900/1500	0.25	0.250	5.02	5.31	7/8	3.50	4	1.50	2.63	5.12
	2500	0.25	0.250	5.40	5.50	7/8	3.75	4	1.50	2.63	5.50
1"	150	0.06	0.250	4.15	4.88	5/8	3.12	4	1.50	2.63	4.25
	300	0.06	0.250	4.78	5.19	3/4	3.50	4	1.50	2.63	4.88
	600	0.25	0.250	4.78	5.19	3/4	3.50	4	1.50	2.63	4.88
	900/1500	0.25	0.250	5.78	5.88	1	4.00	4	1.50	2.63	5.88
	2500	0.25	0.250	6.15	5.88	1	4.25	4	1.50	2.63	6.25
1-1/2"	150	0.06	0.250	4.90	5.25	5/8	3.88	4	1.50	2.63	5.00
	300	0.06	0.250	6.02	5.88	7/8	4.50	4	1.50	2.63	6.12
	600	0.25	0.250	6.02	5.88	7/8	4.50	4	1.50	2.63	6.12
	900/1500	0.25	0.250	6.90	6.25	1-1/8	4.88	4	1.50	2.63	7.00
	2500	0.25	0.312	7.90	6.75	1-1/4	5.75	4	1.50	2.63	8.00
2"	150	0.06	0.250	5.90	5.75	3/4	4.75	4	1.50	2.63	6.00
	300	0.06	0.312	6.40	6.00	3/4	5.00	8	1.50	2.63	6.50
	600	0.25	0.312	6.40	6.00	3/4	5.00	8	1.50	2.63	6.50
	900/1500	0.25	0.312	8.40	7.00	1	6.50	8	1.50	2.63	8.50
	2500	0.25	0.312	9.15	7.38	1-1/8	6.75	8	2.00	3.13	9.25



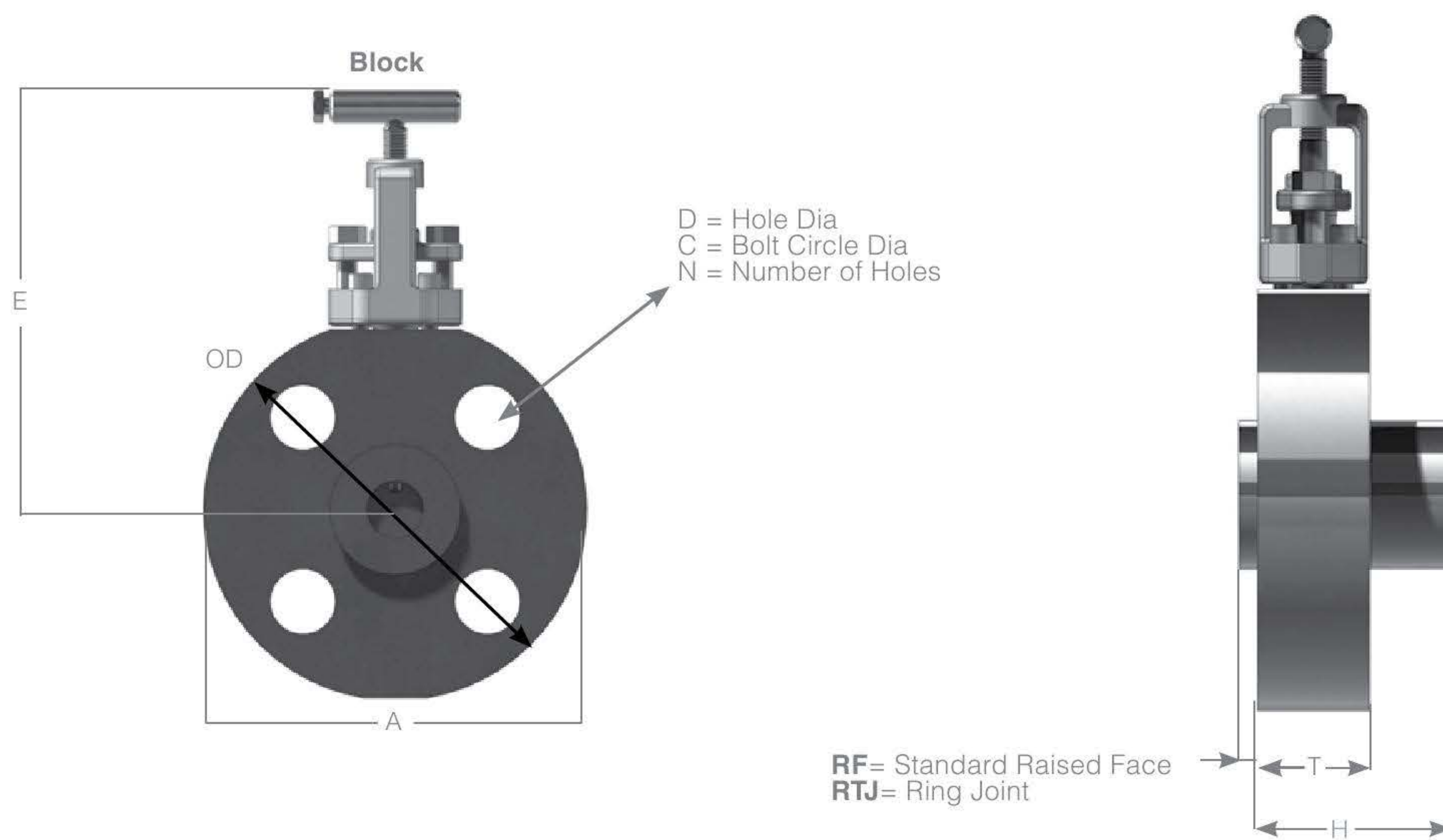
HF20 - Standard Screwed Bonnet Dimensions (inches)

Size	Class	RF	RTJ	A	B	E	D	C	N	T	H	ØD
1/2"	150	0.06	N/A	3.40	2.94	4.50	5/8	2.38	4	1.50	2.44	3.50
	300	0.06	0.219	3.65	2.94	4.63	5/8	2.62	4	1.50	2.63	3.75
	600	0.25	0.219	3.65	2.94	4.63	5/8	2.62	4	1.50	2.63	3.75
	900/1500	0.25	0.250	4.65	2.94	5.13	7/8	3.25	4	1.50	2.63	4.75
	2500	0.25	0.250	5.15	2.94	5.38	7/8	3.50	4	1.50	2.63	5.25
3/4"	150	0.06	N/A	3.78	2.94	4.75	5/8	2.75	4	1.50	2.63	3.88
	300	0.06	0.250	4.52	2.94	5.06	3/4	3.25	4	1.50	2.63	4.62
	600	0.25	0.250	4.52	2.94	5.06	3/4	3.25	4	1.50	2.63	4.62
	900/1500	0.25	0.250	5.02	2.94	5.31	7/8	3.50	4	1.50	2.63	5.12
	2500	0.25	0.250	5.40	2.94	5.50	7/8	3.75	4	1.50	2.63	5.50
1"	150	0.06	0.250	4.15	2.94	4.88	5/8	3.12	4	1.50	2.63	4.25
	300	0.06	0.250	4.78	2.94	5.19	3/4	3.50	4	1.50	2.63	4.88
	600	0.25	0.250	4.78	2.94	5.19	3/4	3.50	4	1.50	2.63	4.88
	900/1500	0.25	0.250	5.78	2.94	5.88	1	4.00	4	1.50	2.63	5.88
	2500	0.25	0.250	6.15	2.94	5.88	1	4.25	4	1.50	2.63	6.25
1-1/2"	150	0.06	0.250	4.90	2.94	5.25	5/8	3.88	4	1.50	2.63	5.00
	300	0.06	0.250	6.02	2.94	5.88	7/8	4.50	4	1.50	2.63	6.12
	600	0.25	0.250	6.02	2.94	5.88	7/8	4.50	4	1.50	2.63	6.12
	900/1500	0.25	0.250	6.90	2.94	6.25	1-1/8	4.88	4	1.50	2.63	7.00
	2500	0.25	0.312	7.90	2.94	6.75	1-1/4	5.75	4	1.50	2.63	8.00
2"	150	0.06	0.250	5.90	2.94	5.75	3/4	4.75	4	1.50	2.63	6.00
	300	0.06	0.312	6.40	2.94	6.00	3/4	5.00	8	1.50	2.63	6.50
	600	0.25	0.312	6.40	2.94	6.00	3/4	5.00	8	1.50	2.63	6.50
	900/1500	0.25	0.312	8.40	2.94	7.00	1	6.50	8	1.50	2.63	8.50
	2500	0.25	0.312	9.15	2.94	7.38	1-1/8	6.75	8	2.00	3.13	9.25

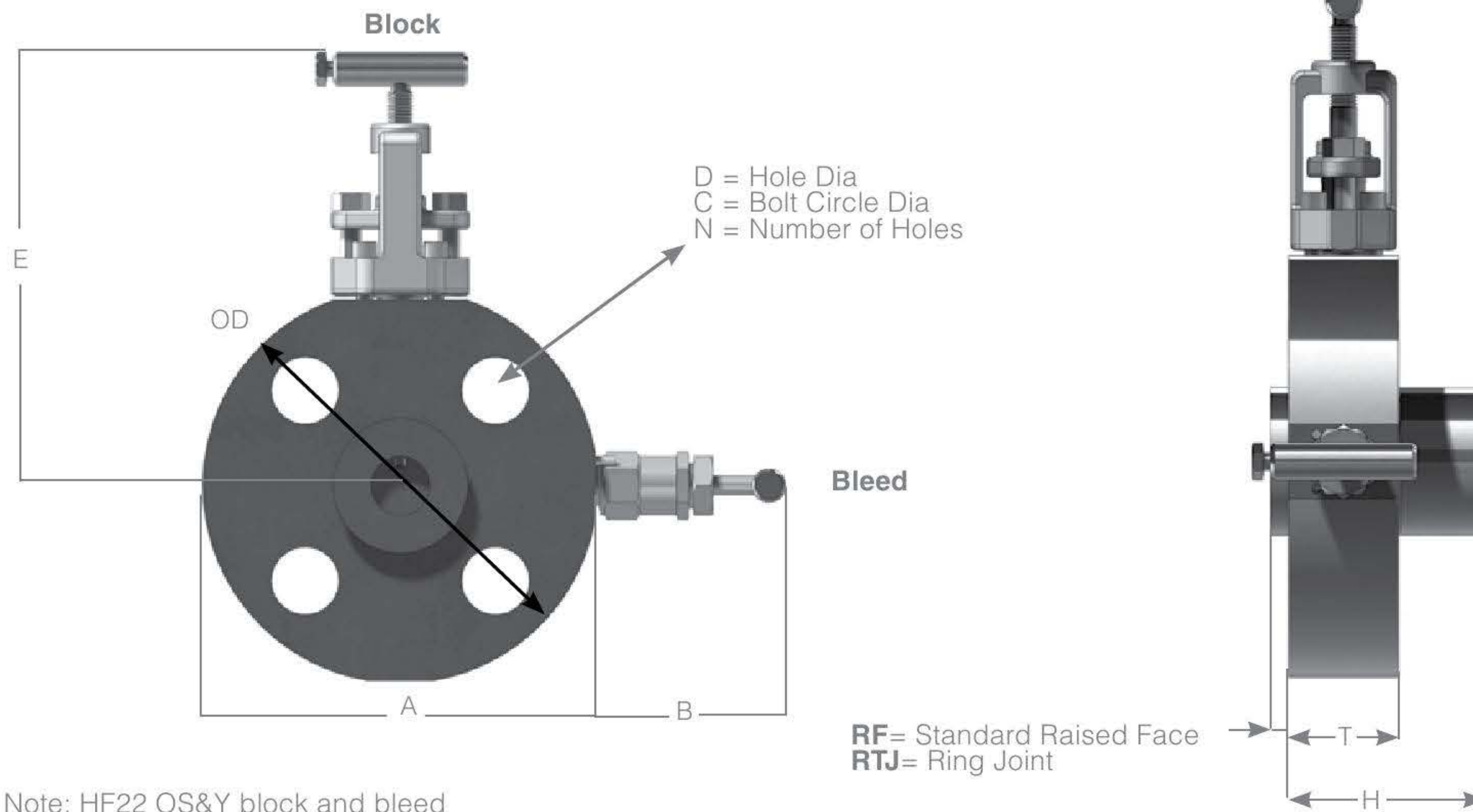


HF30 - Standard Screwed Bonnet Dimensions (inches)

Size	Class	RF	RTJ	A	B	E	F	D	C	N	T	H	ØD
1/2"	150	0.06	N/A	3.40	2.94	4.50	9.28	5/8	2.38	4	1.50	2.44	3.50
	300	0.06	0.219	3.65	2.94	4.63	9.53	5/8	2.62	4	1.50	2.63	3.75
	600	0.25	0.219	3.65	2.94	4.63	9.53	5/8	2.62	4	1.50	2.63	3.75
	900/1500	0.25	0.250	4.65	2.94	5.13	10.53	7/8	3.25	4	1.50	2.63	4.75
	2500	0.25	0.250	5.15	2.94	5.38	11.03	7/8	3.50	4	1.50	2.63	5.25
3/4"	150	0.06	N/A	3.78	2.94	4.75	9.66	5/8	2.75	4	1.50	2.63	3.88
	300	0.06	0.250	4.52	2.94	5.06	10.40	3/4	3.25	4	1.50	2.63	4.62
	600	0.25	0.250	4.52	2.94	5.06	10.40	3/4	3.25	4	1.50	2.63	4.62
	900/1500	0.25	0.250	5.02	2.94	5.31	10.90	7/8	3.50	4	1.50	2.63	5.12
	2500	0.25	0.250	5.40	2.94	5.50	11.28	7/8	3.75	4	1.50	2.63	5.50
1"	150	0.06	0.250	4.15	2.94	4.88	10.03	5/8	3.12	4	1.50	2.63	4.25
	300	0.06	0.250	4.78	2.94	5.19	10.66	3/4	3.50	4	1.50	2.63	4.88
	600	0.25	0.250	4.78	2.94	5.19	10.66	3/4	3.50	4	1.50	2.63	4.88
	900/1500	0.25	0.250	5.78	2.94	5.88	11.66	1	4.00	4	1.50	2.63	5.88
	2500	0.25	0.250	6.15	2.94	5.88	12.03	1	4.25	4	1.50	2.63	6.25
1-1/2"	150	0.06	0.250	4.90	2.94	5.25	10.78	5/8	3.88	4	1.50	2.63	5.00
	300	0.06	0.250	6.02	2.94	5.88	11.90	7/8	4.50	4	1.50	2.63	6.12
	600	0.25	0.250	6.02	2.94	5.88	11.90	7/8	4.50	4	1.50	2.63	6.12
	900/1500	0.25	0.250	6.90	2.94	6.25	12.78	1-1/8	4.88	4	1.50	2.63	7.00
	2500	0.25	0.312	7.90	2.94	6.75	13.78	1-1/4	5.75	4	1.50	2.63	8.00
2"	150	0.06	0.250	5.90	2.94	5.75	11.28	3/4	4.75	4	1.50	2.63	6.00
	300	0.06	0.312	6.40	2.94	6.00	12.28	3/4	5.00	8	1.50	2.63	6.50
	600	0.25	0.312	6.40	2.94	6.00	12.28	3/4	5.00	8	1.50	2.63	6.50
	900/1500	0.25	0.312	8.40	2.94	7.00	14.28	1	6.50	8	1.50	2.63	8.50
	2500	0.25	0.312	9.15	2.94	7.38	15.03	1-1/8	6.75	8	2.00	3.13	9.25

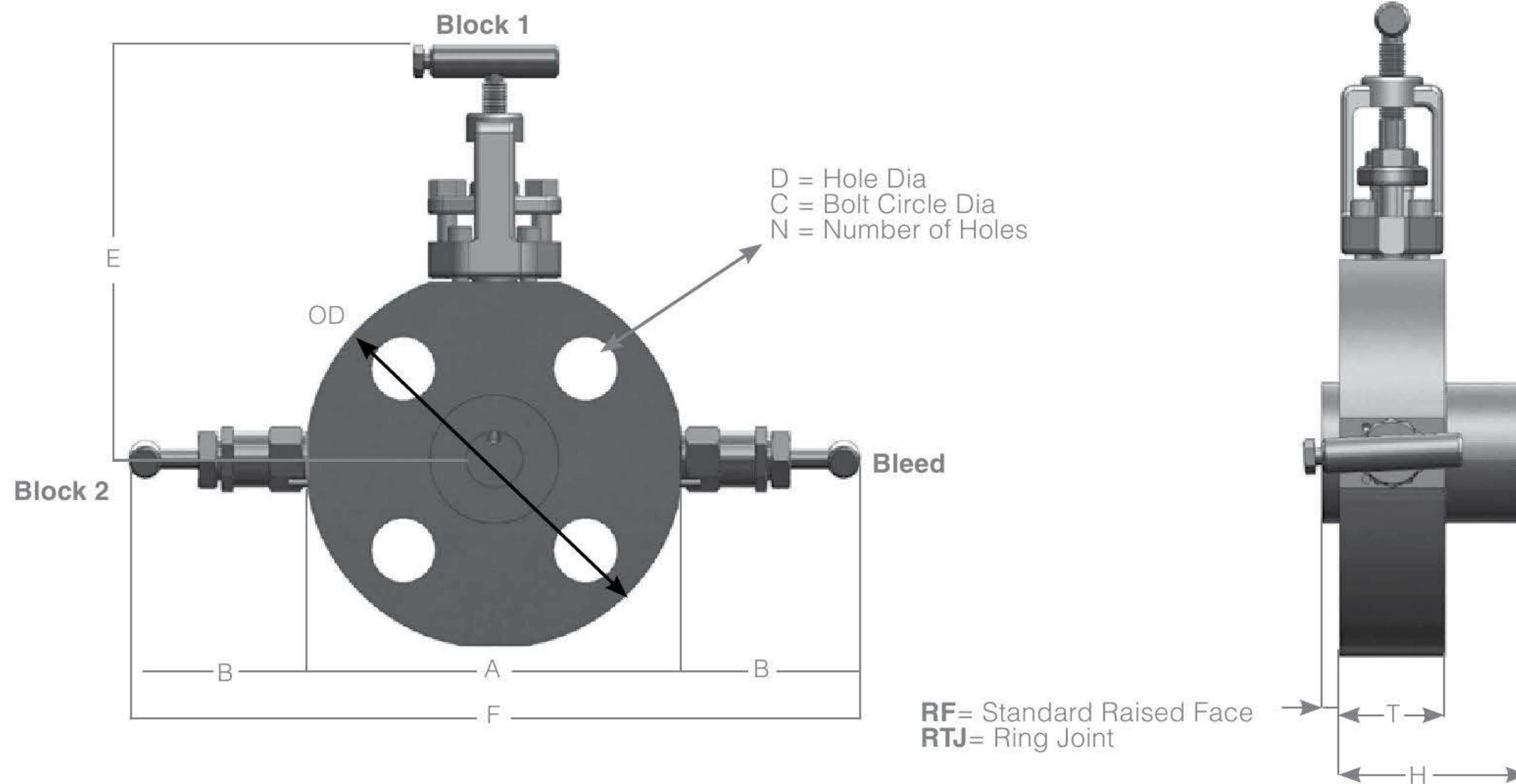


HF11 - OS&Y Bonnet Dimensions (inches)											
Size	Class	RF	RTJ	A	E	D	C	N	T	H	ØD
1/2"	150	0.06	N/A	3.40	5.50	5/8	2.38	4	1.50	2.44	3.50
	300	0.06	0.219	3.65	5.63	5/8	2.62	4	1.50	2.63	3.75
	600	0.25	0.219	3.65	5.63	5/8	2.62	4	1.50	2.63	3.75
	900/1500	0.25	0.250	4.65	6.13	7/8	3.25	4	1.50	2.63	4.75
	2500	0.25	0.250	5.15	6.38	7/8	3.50	4	1.50	2.63	5.25
3/4"	150	0.06	N/A	3.78	5.75	5/8	2.75	4	1.50	2.63	3.88
	300	0.06	0.250	4.52	6.06	3/4	3.25	4	1.50	2.63	4.62
	600	0.25	0.250	4.52	6.06	3/4	3.25	4	1.50	2.63	4.62
	900/1500	0.25	0.250	5.02	6.31	7/8	3.50	4	1.50	2.63	5.12
	2500	0.25	0.250	5.40	6.50	7/8	3.75	4	1.50	2.63	5.50
1"	150	0.06	0.250	4.15	5.88	5/8	3.12	4	1.50	2.63	4.25
	300	0.06	0.250	4.78	6.19	3/4	3.50	4	1.50	2.63	4.88
	600	0.25	0.250	4.78	6.19	3/4	3.50	4	1.50	2.63	4.88
	900/1500	0.25	0.250	5.78	6.88	1	4.00	4	1.50	2.63	5.88
	2500	0.25	0.250	6.15	6.88	1	4.25	4	1.50	2.63	6.25
1-1/2"	150	0.06	0.250	4.90	6.25	5/8	3.88	4	1.50	2.63	5.00
	300	0.06	0.250	6.02	6.88	7/8	4.50	4	1.50	2.63	6.12
	600	0.25	0.250	6.02	6.88	7/8	4.50	4	1.50	2.63	6.12
	900/1500	0.25	0.250	6.90	7.25	1-1/8	4.88	4	1.50	2.63	7.00
	2500	0.25	0.312	7.90	7.25	1-1/4	5.75	4	1.50	2.63	8.00
2"	150	0.06	0.250	5.90	6.75	3/4	4.75	4	1.50	2.63	6.00
	300	0.06	0.312	6.40	7.00	3/4	5.00	8	1.50	2.63	6.50
	600	0.25	0.312	6.40	7.00	3/4	5.00	8	1.50	2.63	6.50
	900/1500	0.25	0.312	8.40	8.00	1	6.50	8	1.50	2.63	8.50
	2500	0.25	0.312	9.15	8.38	1-1/8	6.75	8	2.00	3.13	9.25



Note: HF22 OS&Y block and bleed

HF21 - OS&Y Bonnet Dimensions (inches)												
Size	Class	RF	RTJ	A	B	E	D	C	N	T	H	ØD
1/2"	150	0.06	N/A	3.40	2.94	5.50	5/8	2.38	4	1.50	2.44	3.50
	300	0.06	0.219	3.65	2.94	5.63	5/8	2.62	4	1.50	2.63	3.75
	600	0.25	0.219	3.65	2.94	5.63	5/8	2.62	4	1.50	2.63	3.75
	900/1500	0.25	0.250	4.65	2.94	6.13	7/8	3.25	4	1.50	2.63	4.75
	2500	0.25	0.250	5.15	2.94	6.38	7/8	3.50	4	1.50	2.63	5.25
3/4"	150	0.06	N/A	3.78	2.94	5.75	5/8	2.75	4	1.50	2.63	3.88
	300	0.06	0.250	4.52	2.94	6.06	3/4	3.25	4	1.50	2.63	4.62
	600	0.25	0.250	4.52	2.94	6.06	3/4	3.25	4	1.50	2.63	4.62
	900/1500	0.25	0.250	5.02	2.94	6.31	7/8	3.50	4	1.50	2.63	5.12
	2500	0.25	0.250	5.40	2.94	6.50	7/8	3.75	4	1.50	2.63	5.50
1"	150	0.06	0.250	4.15	2.94	5.88	5/8	3.12	4	1.50	2.63	4.25
	300	0.06	0.250	4.78	2.94	6.19	3/4	3.50	4	1.50	2.63	4.88
	600	0.25	0.250	4.78	2.94	6.19	3/4	3.50	4	1.50	2.63	4.88
	900/1500	0.25	0.250	5.78	2.94	6.88	1	4.00	4	1.50	2.63	5.88
	2500	0.25	0.250	6.15	2.94	6.88	1	4.25	4	1.50	2.63	6.25
1-1/2"	150	0.06	0.250	4.90	2.94	6.25	5/8	3.88	4	1.50	2.63	5.00
	300	0.06	0.250	6.02	2.94	6.88	7/8	4.50	4	1.50	2.63	6.12
	600	0.25	0.250	6.02	2.94	6.88	7/8	4.50	4	1.50	2.63	6.12
	900/1500	0.25	0.250	6.90	2.94	7.25	1-1/8	4.88	4	1.50	2.63	7.00
	2500	0.25	0.312	7.90	2.94	7.25	1-1/4	5.75	4	1.50	2.63	8.00
2"	150	0.06	0.250	5.90	2.94	6.75	3/4	4.75	4	1.50	2.63	6.00
	300	0.06	0.312	6.40	2.94	7.00	3/4	5.00	8	1.50	2.63	6.50
	600	0.25	0.312	6.40	2.94	7.00	3/4	5.00	8	1.50	2.63	6.50
	900/1500	0.25	0.312	8.40	2.94	8.00	1	6.50	8	1.50	2.63	8.50
	2500	0.25	0.312	9.15	2.94	8.38	1-1/8	6.75	8	2.00	3.13	9.25



Note: HF32 OS&Y block 1 and 2 screwed bonnet bleed
 HF33 OS&Y all

HF31 - OS&Y Bonnet Dimensions (inches)

Size	Class	RF	RTJ	A	B	E	F	D	C	N	T	H	ØD
1/2"	150	0.06	N/A	3.40	2.94	5.50	9.28	5/8	2.38	4	1.50	2.44	3.50
	300	0.06	0.219	3.65	2.94	5.63	9.53	5/8	2.62	4	1.50	2.63	3.75
	600	0.25	0.219	3.65	2.94	5.63	9.53	5/8	2.62	4	1.50	2.63	3.75
	900/1500	0.25	0.250	4.65	2.94	6.13	10.53	7/8	3.25	4	1.50	2.63	4.75
	2500	0.25	0.250	5.15	2.94	6.38	11.03	7/8	3.50	4	1.50	2.63	5.25
3/4"	150	0.06	N/A	3.78	2.94	5.75	9.66	5/8	2.75	4	1.50	2.63	3.88
	300	0.06	0.250	4.52	2.94	6.06	10.40	3/4	3.25	4	1.50	2.63	4.62
	600	0.25	0.250	4.52	2.94	6.06	10.40	3/4	3.25	4	1.50	2.63	4.62
	900/1500	0.25	0.250	5.02	2.94	6.31	10.90	7/8	3.50	4	1.50	2.63	5.12
	2500	0.25	0.250	5.40	2.94	6.50	11.28	7/8	3.75	4	1.50	2.63	5.50
1"	150	0.06	0.250	4.15	2.94	5.88	10.03	5/8	3.12	4	1.50	2.63	4.25
	300	0.06	0.250	4.78	2.94	6.19	10.66	3/4	3.50	4	1.50	2.63	4.88
	600	0.25	0.250	4.78	2.94	6.19	10.66	3/4	3.50	4	1.50	2.63	4.88
	900/1500	0.25	0.250	5.78	2.94	6.88	11.66	1	4.00	4	1.50	2.63	5.88
	2500	0.25	0.250	6.15	2.94	6.88	12.03	1	4.25	4	1.50	2.63	6.25
1-1/2"	150	0.06	0.250	4.90	2.94	6.25	10.78	5/8	3.88	4	1.50	2.63	5.00
	300	0.06	0.250	6.02	2.94	6.88	11.90	7/8	4.50	4	1.50	2.63	6.12
	600	0.25	0.250	6.02	2.94	6.88	11.90	7/8	4.50	4	1.50	2.63	6.12
	900/1500	0.25	0.250	6.90	2.94	7.25	12.78	1-1/8	4.88	4	1.50	2.63	7.00
	2500	0.25	0.312	7.90	2.94	7.25	13.78	1-1/4	5.75	4	1.50	2.63	8.00
2"	150	0.06	0.250	5.90	2.94	6.75	11.28	3/4	4.75	4	1.50	2.63	6.00
	300	0.06	0.312	6.40	2.94	7.00	12.28	3/4	5.00	8	1.50	2.63	6.50
	600	0.25	0.312	6.40	2.94	7.00	12.28	3/4	5.00	8	1.50	2.63	6.50
	900/1500	0.25	0.312	8.40	2.94	8.00	14.28	1	6.50	8	1.50	2.63	8.50
	2500	0.25	0.312	9.15	2.94	8.38	15.03	1-1/8	6.75	8	2.00	3.13	9.25



MODEL	SEAT	BODY MAT'L	INLET SIZE	INLET TYPE	OUTLET SIZE	OUTLET TYPE	STEM/TIP	SEAT MAT'L	PACKING	OPTION
HF10	1	D	3	C	5	1	4	1	3	A

MODEL	TYPE
HF10	Single Block Screwed Bonnet
HF11	Single Block OS&Y Bonnet
HF20	Single Block & Bleed Screwed Bonnet
HF21	Single Block & Bleed OS&Y Bonnet
*HF22	Single Block & Bleed 2 OS&Y Bonnets
HF30	Double Block & Bleed Screwed Bonnet
HF31	Double Block & Bleed OS&Y Bonnet
**HF32	DBB 2 OS&Y Bonnets, one std bonnet
**HF33	Double Block & Bleed 3 OS&Y Bonnets

* See page 9
** See page 10

BODY CONFIGURATION	
1	Hard Seat

MATERIAL	
U	SST, A479 316
D	SST A479 316 NACE
Y	SA479 316L
W	SA479 316L Nace
P	Carbon Steel A105
N	Carbon Steel, A105 NACE
K	Low Temp CS A350 LF2
H	Hastelloy C
I	Incoloy 825
7	Inconel 625
M	Monel
6	Duplex
4	Super Duplex A182F55
X	Alloy 20

INLET SIZE	
3	1/2" (DN15)
4	3/4" (DN20)
5	1" (DN25)
6	1-1/2" (DN40)
7	2" (DN50)

INLET TYPE*	
C	150# RF
D	300# RF
G	600# RF
H	900/1500# RF
K	2500# RF
L	150# RTJ
M	300# RTJ
N	600# RTJ
P	900/1500# RTJ
R	2500# RTJ

*API Flanges available upon request. Consult Factory.

OUTLET SIZE	
3	1/2" (DN15)

OUTLET TYPE	
1	FNPT Outlet
2	FSW Connection
W	Tube Socket Connection
M	2 Outlet "Tee"
N	3 Outlet "Tee"

* Two or three outlet "T" adaptor to allow for upright gauge mount on horizontal pipe, or multiple instrument take-offs

STEM TIP**	
4	316/316 NRT Stem
3	316/316 NACE NRT Stem
5	316/Stellite NRT Stem
B	Monel/Monel NRT Stem
D	Hast C/Hast C NRT Stem
K	316/Monel NRT Stem

SEAT MATERIAL	
1	Integral Seat

PACKING	
2	Teflon Packing
3	Graphite Packing

OPTION*	
C	Pipe Plug for Vent**
D	1/4" FNPT Vent
S	Gauge Swivel Adapter***
H	1/4" Autoclave Medium Pressure - Female Vent
I	9/16" Autoclave Medium Pressure - Female Vent
9	Tamper/ Proof/ Lockout Handle on Vent Valve (Screwed Bonnet Only)
6	100% 316 non-wet parts

*Note: You can combine up to two options in alpha-numeric order. Contact factory for more.

**Bonnet and plug (optional) material same as body material except for CS bodies which have 316SS bonnets.

***Consult factory for swivel adapter ordering options

Contact factory for other options.



HEX VALVE

Monoflange Valves

ANSI 150# up to 2500# Class and API 10K
RF or RTJ Flanges and Threaded Ends Available
OS&Y and Screwed Bonnet Needle Valve Configurations

Monoflange HF Series
HF10, HF11, HF20, HF21, HF22,
HF30, HF31, HF32, HF33



HEX VALVE

A Division of Richards Industries
3170 Wasson Road
Cincinnati, OH 45209

Toll Free. 800.543.7311
Local. 513.533.5600
Fax. 513.871.0105

www.hexvalve.com